

Heatr9 Cas9-KO Strategy

Designer: Xueting Zhang

Reviewer: Daohua Xu

Design Date: 2020-7-15

Project Overview

Project Name

Heatr9

Project type

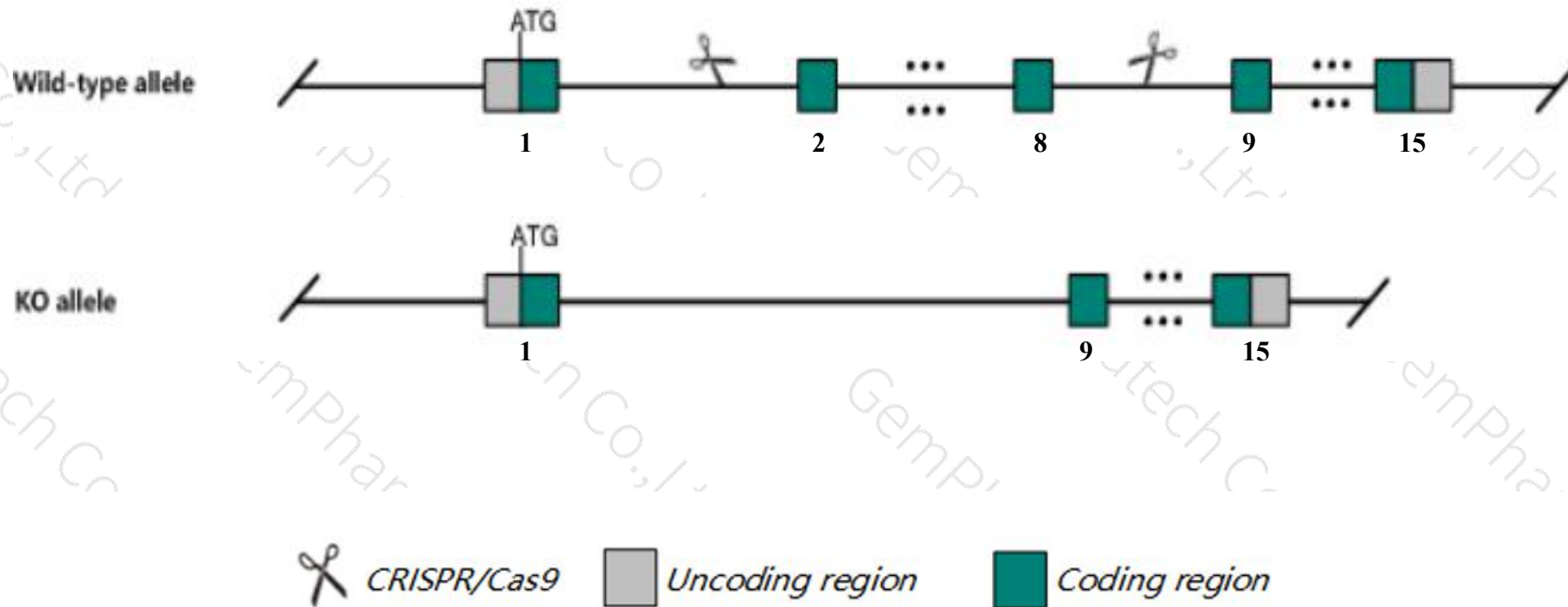
Cas9-KO

Strain background

C57BL/6JGpt

Knockout strategy

This model will use CRISPR/Cas9 technology to edit the *Heatr9* gene. The schematic diagram is as follows:



- The *Heatr9* gene has 1 transcript. According to the structure of *Heatr9* gene, exon2-exon8 of *Heatr9*-201(ENSMUST00000019069.3) transcript is recommended as the knockout region. The region contains 665bp coding sequence. Knock out the region will result in disruption of protein function.
- In this project we use CRISPR/Cas9 technology to modify *Heatr9* gene. The brief process is as follows: CRISPR/Cas9 system were microinjected into the fertilized eggs of C57BL/6JGpt mice. Fertilized eggs were transplanted to obtain positive F0 mice which were confirmed by PCR and sequencing. A stable F1 generation mouse model was obtained by mating positive F0 generation mice with C57BL/6JGpt mice.

- The *Heatr9* gene is located on the Chr11. If the knockout mice are crossed with other mice strains to obtain double gene positive homozygous mouse offspring, please avoid the two genes on the same chromosome.
- The knockout region is near to the N-terminal of *Gm23247* gene, this strategy may influence the regulatory function of the N-terminal of *Gm23247* gene.
- This strategy is designed based on genetic information in existing databases. Due to the complexity of biological processes, all risk of the gene knockout on gene transcription, RNA splicing and protein translation cannot be predicted at the existing technology level.

Gene information (NCBI)

Heatr9 HEAT repeat containing 9 [Mus musculus (house mouse)]

Gene ID: 629303, updated on 13-Mar-2020

Summary



Official Symbol [Heatr9](#) provided by [MGI](#)

Official Full Name [HEAT repeat containing 9](#) provided by [MGI](#)

Primary source [MGI:MGI:3650286](#)

See related [Ensembl:ENSMUSG00000018925](#)

Gene type protein coding

RefSeq status VALIDATED

Organism [Mus musculus](#)

Lineage Eukaryota; Metazoa; Chordata; Craniata; Vertebrata; Euteleostomi; Mammalia; Eutheria; Euarchontoglires; Glires; Rodentia; Myomorpha; Muroidea; Muridae; Murinae; Mus; Mus

Also known as [Gm11435](#)

Expression Biased expression in testis adult (RPKM 3.4) and spleen adult (RPKM 0.2) [See more](#)

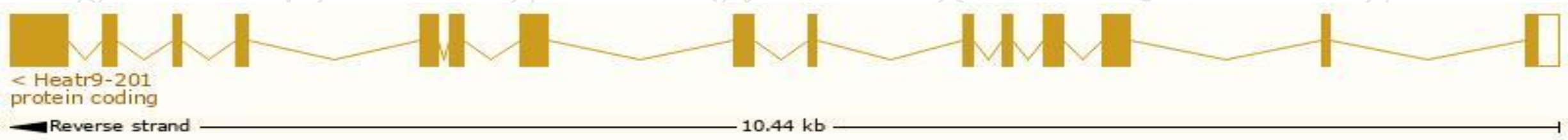
Orthologs [human all](#)

Transcript information (Ensembl)

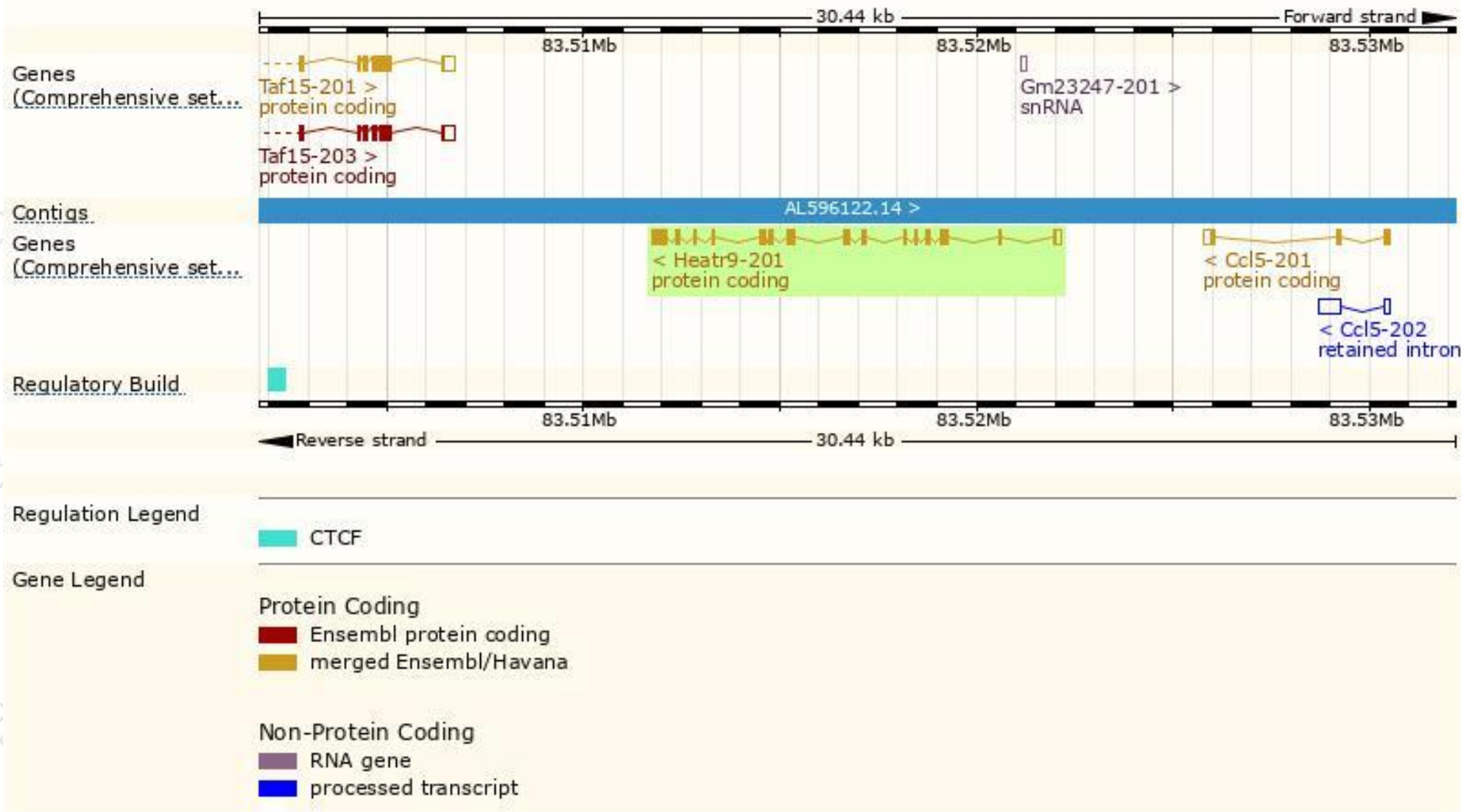
The gene has 1 transcript, and the transcript is shown below:

Name	Transcript ID	bp	Protein	Biotype	CCDS	UniProt	Flags
Heatr9-201	ENSMUST00000019069.3	1875	569aa	Protein coding	CCDS36253	Q5QNV8	TSL:5 GENCODE basic APPRIS P1

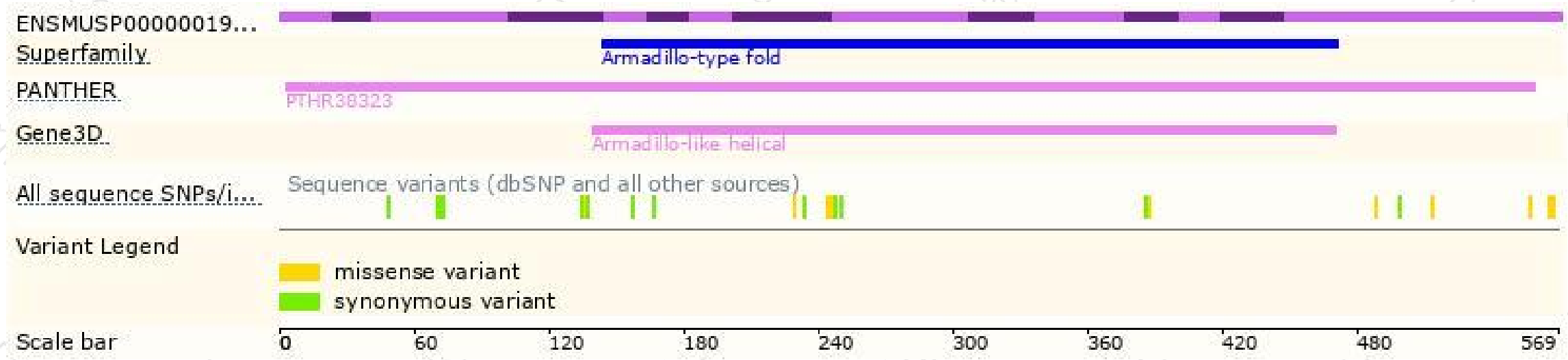
The strategy is based on the design of *Heatr9-201* transcript, the transcription is shown below:



Genomic location distribution



Protein domain



If you have any questions, you are welcome to inquire.

Tel: 400-9660890

