

Cxcr4 Cas9-KO Strategy

Designer:

Lingyan Wu

Reviewer:

Jiayuan Yao

Design Date:

2019-7-29

Project Overview

Project Name

Cxcr4

Project type

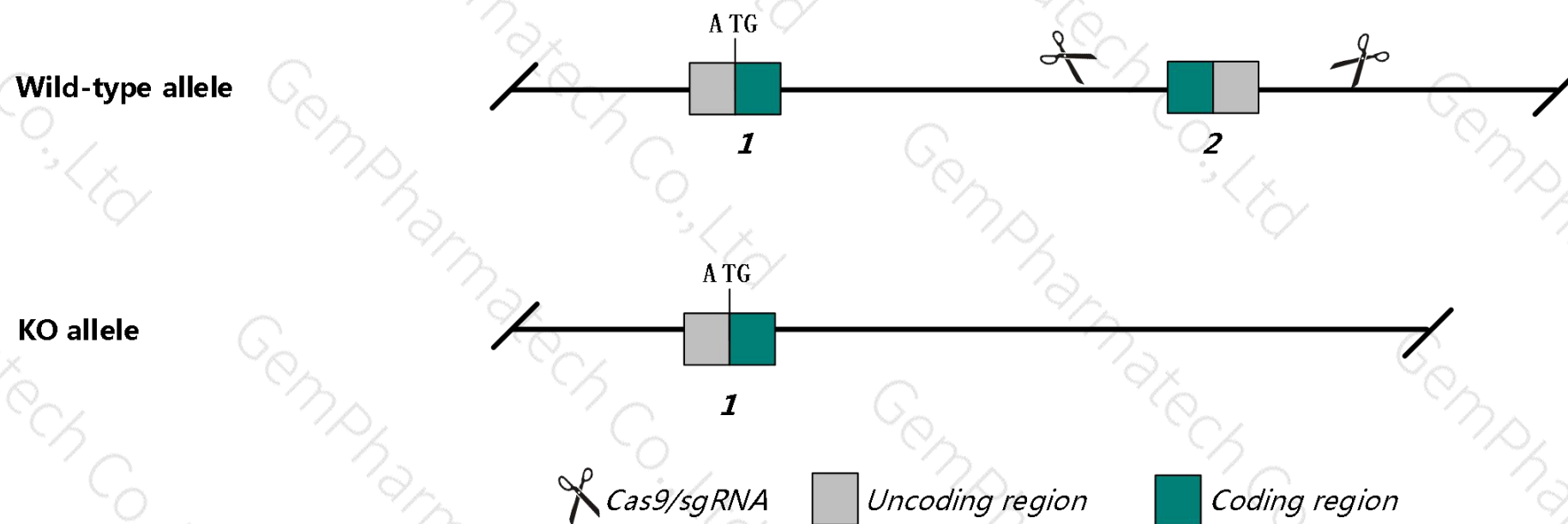
Cas9-KO

Strain background

C57BL/6JGpt

Knockout strategy

This model will use CRISPR/Cas9 technology to edit the *Cxcr4* gene. The schematic diagram is as follows:



- The *Cxcr4* gene has 2 transcripts. According to the structure of *Cxcr4* gene, exon2 of *Cxcr4*-201 (ENSMUST00000052172.6) transcript is recommended as the knockout region. The region contains 1703bp coding sequence. Knock out the region will result in disruption of protein function.
- In this project we use CRISPR/Cas9 technology to modify *Cxcr4* gene. The brief process is as follows: gRNA was transcribed in vitro, donor was constructed. Cas9, gRNA and Donor were microinjected into the fertilized eggs of C57BL/6JGpt mice. Fertilized eggs were transplanted to obtain positive F0 mice which were confirmed by PCR and sequencing. A stable F1 generation mouse model was obtained by mating positive F0 generation mice with C57BL/6JGpt mice.

- According to the existing MGI data , Homozygous targeted null mutants exhibit altered viability, lungs, kidneys, immune system, hematopoiesis, myelopoiesis, cerebellar foliation, neuronal cell layer development, susceptibility to diet-induced obesity and adaptive thermogenesis.
- The *Cxcr4* gene is located on the Chr1. If the knockout mice are crossed with other mice strains to obtain double gene positive homozygous mouse offspring, please avoid the two genes on the same chromosome.
- This Strategy is designed based on genetic information in existing databases. Due to the complexity of biological processes, all risk of the loxp insertion on gene transcription, RNA splicing and protein translation cannot be predicted at the existing technology level.

Gene information (NCBI)

Cxcr4 chemokine (C-X-C motif) receptor 4 [*Mus musculus* (house mouse)]

Gene ID: 12767, updated on 23-Jul-2019

Summary



Official Symbol	Cxcr4 provided by MGI
Official Full Name	chemokine (C-X-C motif) receptor 4 provided by MGI
Primary source	MGI:MGI:109563
See related	Ensembl:ENSMUSG00000045382
Gene type	protein coding
RefSeq status	VALIDATED
Organism	<i>Mus musculus</i>
Lineage	Eukaryota; Metazoa; Chordata; Craniata; Vertebrata; Euteleostomi; Mammalia; Eutheria; Euarchontoglires; Glires; Rodentia; Myomorpha; Muroidea; Muridae; Murinae; Mus; Mus
Also known as	CD184; LESTR; Sdf1r; CXC-R4; CXCR-4; Cmkar4; PB-CKR; b2b220Clo; PBSF/SDF-1
Expression	Biased expression in thymus adult (RPKM 230.6), spleen adult (RPKM 93.9) and 10 other tissues See more
Orthologs	human all

Transcript information (Ensembl)

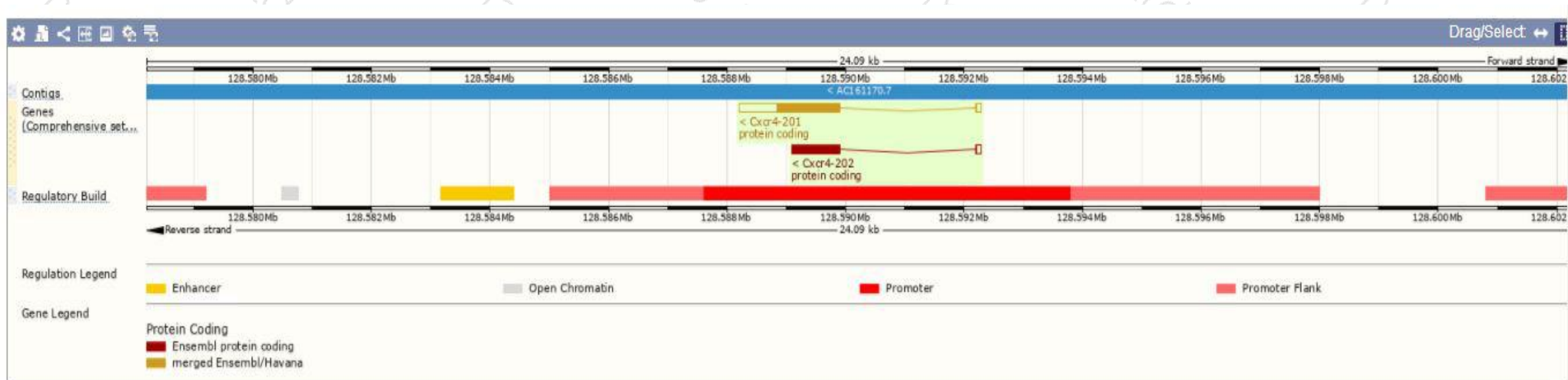
The gene has 2 transcripts, and all transcripts are shown below:

Show/hide columns (1 hidden)							Filter
Name	Transcript ID	bp	Protein	Biotype	CCDS	UniProt	Flags
Cxcr4-201	ENSMUST00000052172.6	1805	359aa	Protein coding	CCDS15254	A0A0R4J0N8	TSL:1 GENCODE basic APPRIS P1
Cxcr4-202	ENSMUST00000142893.1	902	272aa	Protein coding	-	E9Q2D4	CDS 3' incomplete TSL:1

The strategy is based on the design of *Cxcr4*-201 transcript, The transcription is shown below




Genomic location distribution



Protein domain



Mouse phenotype description(MGI)



Phenotypes affected by the gene are marked in blue. Data quoted from MGI database(<http://www.informatics.jax.org/>) .

According to the existing MGI data, homozygous targeted null mutants exhibit altered viability, lungs, kidneys, immune system, hematopoiesis, myelopoiesis, cerebellar foliation, neuronal cell layer development, susceptibility to diet-induced obesity and adaptive thermogenesis.

If you have any questions, you are welcome to inquire.
Tel: 400-9660890



集萃药康生物科技
GemPharmatech Co.,Ltd

