

Wdr74 Cas9-CKO Strategy

Designer: Xueting Zhang

Reviewer: Daohua Xu

Design Date: 2020-8-12

Project Overview

Project Name

Wdr74

Project type

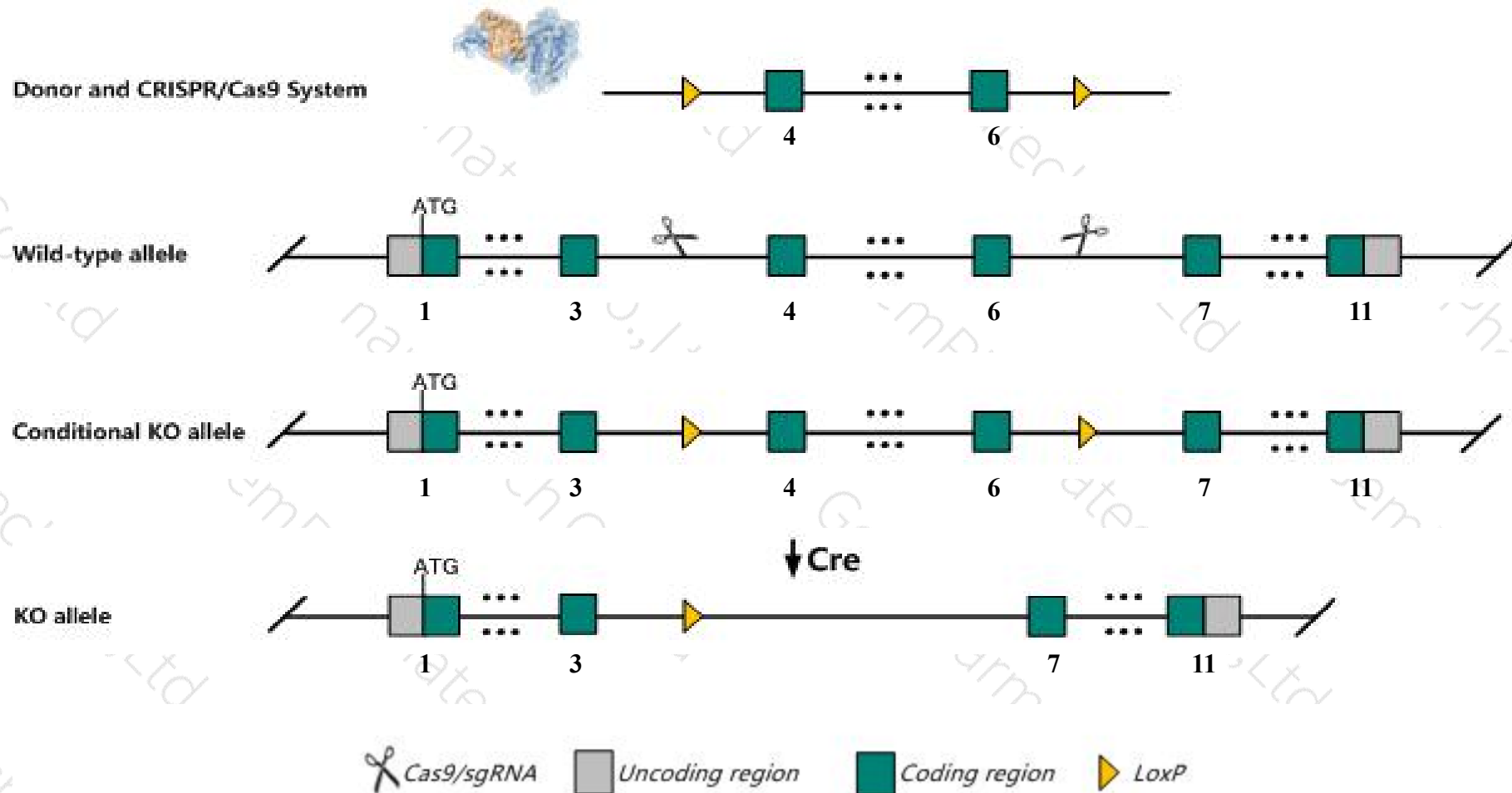
Cas9-CKO

Strain background

C57BL/6JGpt

Conditional Knockout strategy

This model will use CRISPR/Cas9 technology to edit the *Wdr74* gene. The schematic diagram is as follows:



Technical routes

- The *Wdr74* gene has 8 transcripts. According to the structure of *Wdr74* gene, exon4-exon6 of *Wdr74-201*(ENSMUST00000049424.10) transcript is recommended as the knockout region. The region contains 325bp coding sequence. Knock out the region will result in disruption of protein function.
- In this project we use CRISPR/Cas9 technology to modify *Wdr74* gene. The brief process is as follows: sgRNA was transcribed in vitro, donor vector was constructed. Cas9, sgRNA and Donor were microinjected into the fertilized eggs of C57BL/6JGpt mice. Fertilized eggs were transplanted to obtain positive F0 mice which were confirmed by PCR and sequencing. A stable F1 generation mouse model was obtained by mating positive F0 generation mice with C57BL/6JGpt mice.
- The flox mice was knocked out after mating with mice expressing Cre recombinase, resulting in the loss of function of the target gene in specific tissues and cell types.

- The *Wdr74* gene is located on the Chr19. If the knockout mice are crossed with other mice strains to obtain double gene positive homozygous mouse offspring, please avoid the two genes on the same chromosome.
- The N-terminal of *Wdr74* gene will remain several amino acids ,it may remain the partial function of *Wdr74* gene.
- Transcript *Wdr74*-206&208 may not be affected.
- The floxed region is near to the N-terminal of *1700092M07Rik* gene and *Stx5a* gene *Mir6992* gene,this strategy may influence the regulatory function of the N-terminal of these gene.
- This strategy is designed based on genetic information in existing databases.Due to the complexity of biological processes,all risk of loxp insertion on gene transcription, RNA splicing and protein translation cannot be predicted at existing technological level.

Gene information (NCBI)

Wdr74 WD repeat domain 74 [Mus musculus (house mouse)]

Gene ID: 107071, updated on 13-Mar-2020

Summary



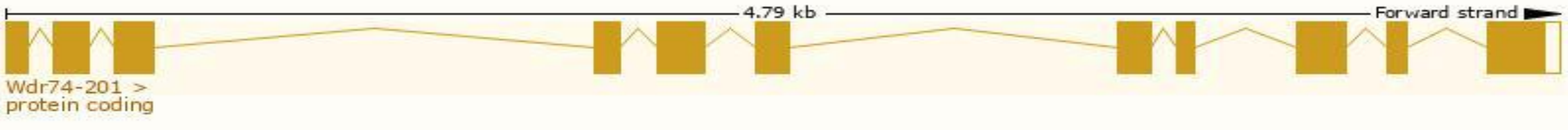
| | |
|---------------------------|---|
| Official Symbol | Wdr74 provided by MGI |
| Official Full Name | WD repeat domain 74 provided by MGI |
| Primary source | MGI:MGI:2147427 |
| See related | Ensembl:ENSMUSG00000042729 |
| Gene type | protein coding |
| RefSeq status | VALIDATED |
| Organism | Mus musculus |
| Lineage | Eukaryota; Metazoa; Chordata; Craniata; Vertebrata; Euteleostomi; Mammalia; Eutheria; Euarchontoglires; Glires; Rodentia; Myomorpha; Muroidea; Muridae; Murinae; Mus; Mus |
| Also known as | 5730436H21Rik, AA407588 |
| Expression | Ubiquitous expression in liver E14 (RPKM 17.4), liver E14.5 (RPKM 16.6) and 28 other tissues See more |
| Orthologs | human all |

Transcript information (Ensembl)

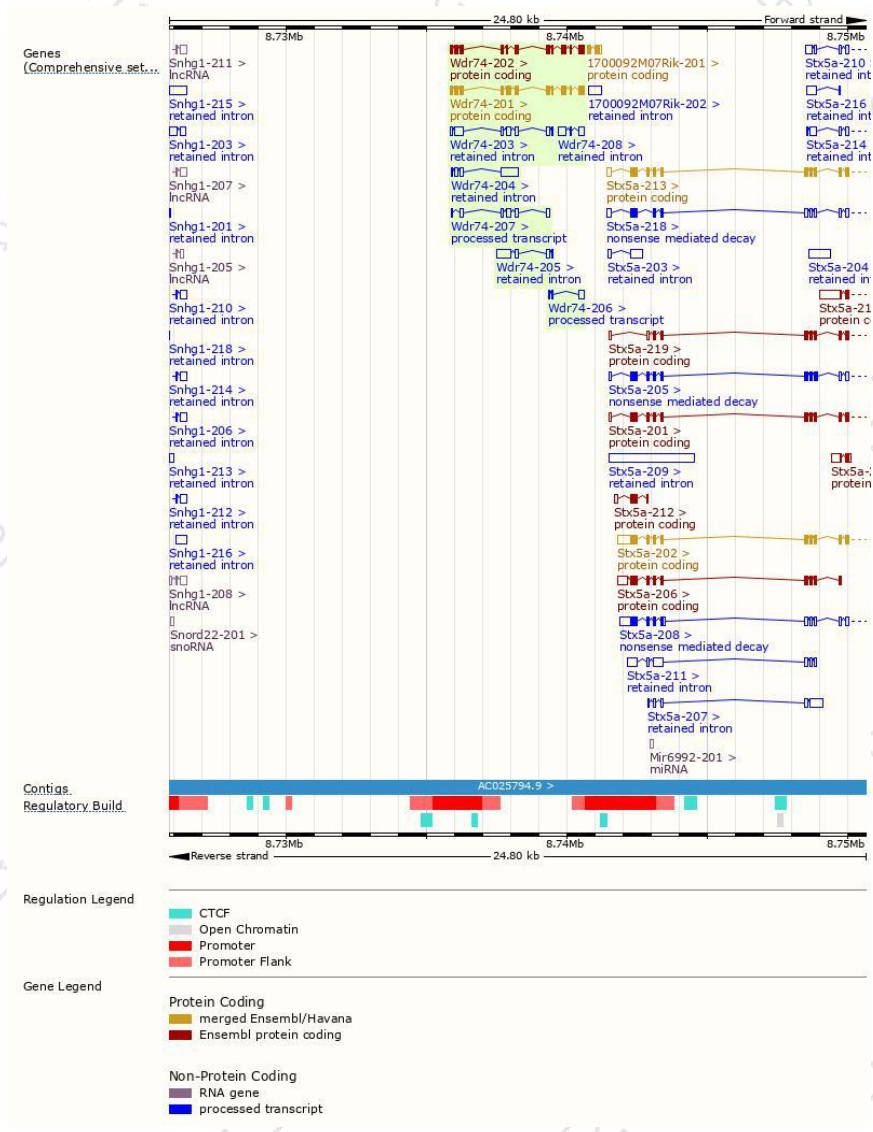
The gene has 8 transcripts,all transcripts are shown below:

| Name | Transcript ID | bp | Protein | Biotype | CCDS | UniProt | Flags |
|-----------|---------------------------------------|------|-----------------------|----------------------|---------------------------|------------------------|-------------------------------|
| Wdr74-201 | ENSMUST00000049424.10 | 1204 | 384aa | Protein coding | CCDS29541 | Q8VCG3 | TSL:1 GENCODE basic APPRIS P1 |
| Wdr74-202 | ENSMUST00000210512.1 | 1078 | 340aa | Protein coding | - | Q3UL50 | TSL:1 GENCODE basic |
| Wdr74-207 | ENSMUST00000237673.1 | 572 | No protein | Processed transcript | - | - | |
| Wdr74-206 | ENSMUST00000237531.1 | 298 | No protein | Processed transcript | - | - | |
| Wdr74-204 | ENSMUST00000236946.1 | 855 | No protein | Retained intron | - | - | |
| Wdr74-203 | ENSMUST00000210592.2 | 846 | No protein | Retained intron | - | - | TSL:5 |
| Wdr74-205 | ENSMUST00000237017.1 | 742 | No protein | Retained intron | - | - | |
| Wdr74-208 | ENSMUST00000238116.1 | 577 | No protein | Retained intron | - | - | |

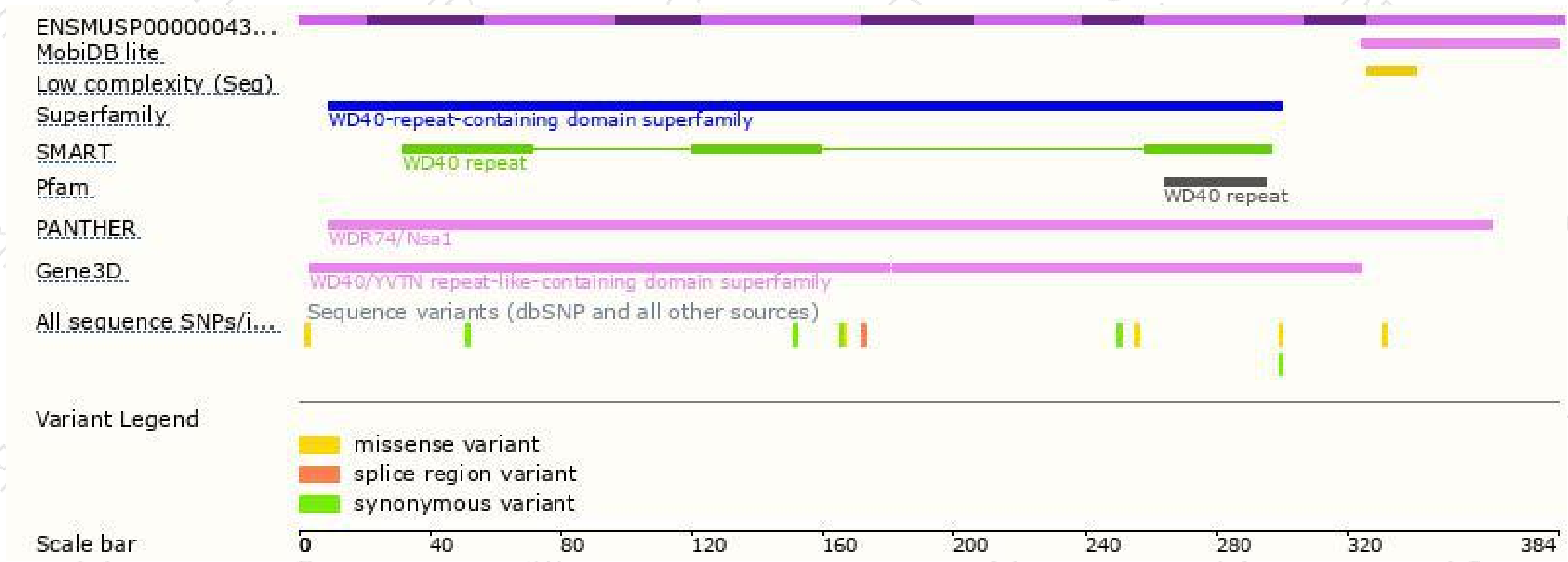
The strategy is based on the design of *Wdr74-201* transcript,the transcription is shown below:



Genomic location distribution



Protein domain



If you have any questions, you are welcome to inquire.

Tel: 025-5864 1534

