

# *Efcab9* Cas9-CKO Strategy

**Designer: Xueting Zhang**

**Reviewer: Daohua Xu**

**Design Date: 2020-7-15**

# Project Overview

**Project Name**

*Efcab9*

**Project type**

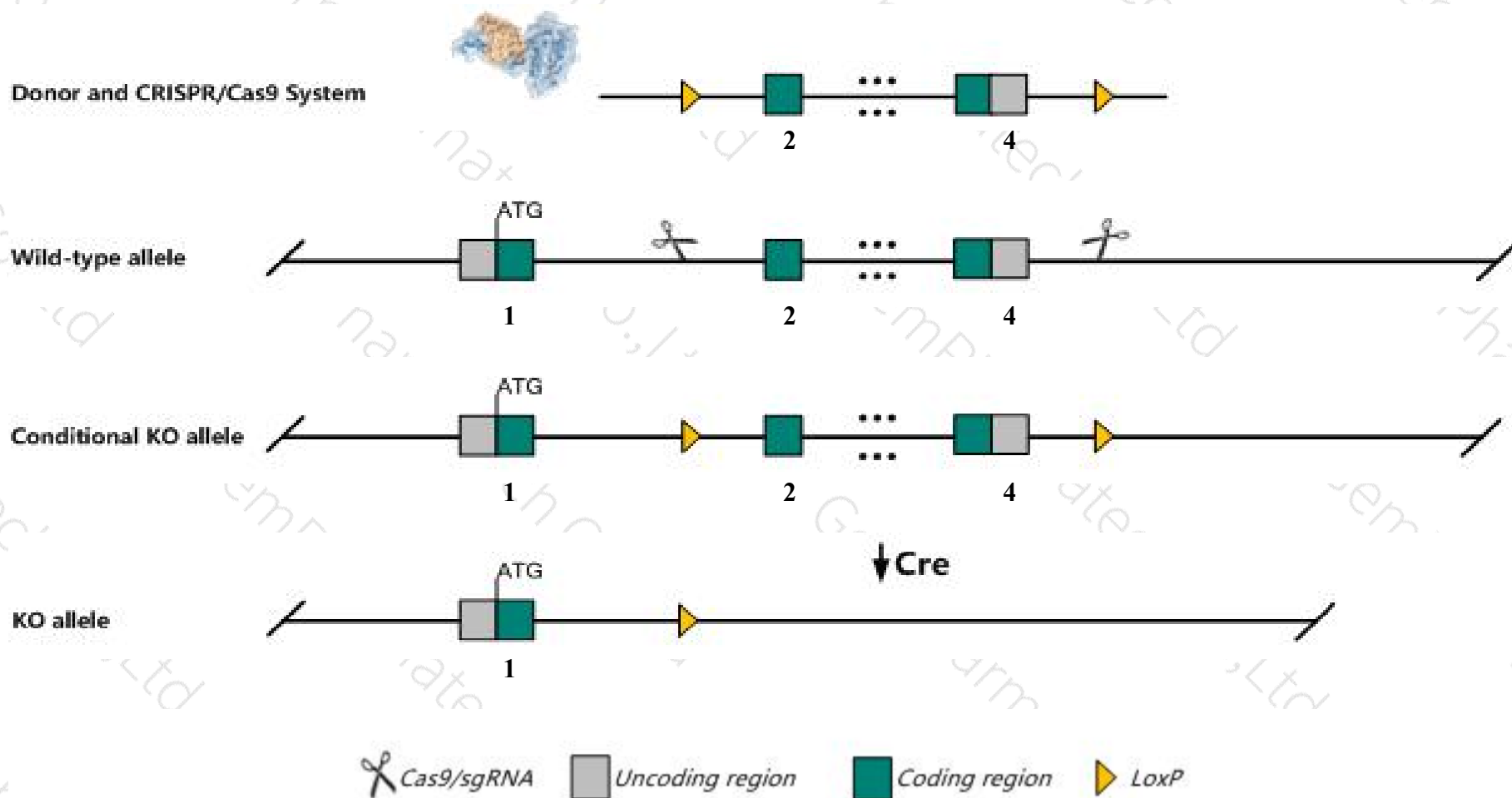
**Cas9-CKO**

**Strain background**

**C57BL/6JGpt**

# Conditional Knockout strategy

This model will use CRISPR/Cas9 technology to edit the *Efcab9* gene. The schematic diagram is as follows:



- The *Efcab9* gene has 2 transcripts. According to the structure of *Efcab9* gene, exon2-exon4 of *Efcab9*-201(ENSMUST00000054327.2) transcript is recommended as the knockout region. The region contains most of the coding sequence. Knock out the region will result in disruption of protein function.
- In this project we use CRISPR/Cas9 technology to modify *Efcab9* gene. The brief process is as follows: sgRNA was transcribed in vitro, donor vector was constructed. Cas9, sgRNA and Donor were microinjected into the fertilized eggs of C57BL/6JGpt mice. Fertilized eggs were transplanted to obtain positive F0 mice which were confirmed by PCR and sequencing. A stable F1 generation mouse model was obtained by mating positive F0 generation mice with C57BL/6JGpt mice.
- The flox mice was knocked out after mating with mice expressing Cre recombinase, resulting in the loss of function of the target gene in specific tissues and cell types.

- The *Efcab9* gene is located on the Chr11. If the knockout mice are crossed with other mice strains to obtain double gene positive homozygous mouse offspring, please avoid the two genes on the same chromosome.
- This strategy is designed based on genetic information in existing databases. Due to the complexity of biological processes, all risk of loxp insertion on gene transcription, RNA splicing and protein translation cannot be predicted at existing technological level.



# Gene information (NCBI)

Efcab9 EF-hand calcium binding domain 9 [Mus musculus (house mouse)]

Gene ID: 69306, updated on 13-Mar-2020

## Summary



Official Symbol Efcab9 provided by [MGI](#)

Official Full Name EF-hand calcium binding domain 9 provided by [MGI](#)

Primary source [MGI:MGI:1916556](#)

See related [Ensembl:ENSMUSG00000044056](#)

Gene type protein coding

RefSeq status VALIDATED

Organism [Mus musculus](#)

Lineage Eukaryota; Metazoa; Chordata; Craniata; Vertebrata; Euteleostomi; Mammalia; Eutheria; Euarchontoglires; Glires; Rodentia; Myomorpha; Muroidea; Muridae; Murinae; Mus; Mus

Also known as 1700007I06Rik, 4930403C08Rik

Expression Biased expression in testis adult (RPKM 38.3) and spleen adult (RPKM 1.8)[See more](#)


Orthologs [human all](#)

# Transcript information (Ensembl)

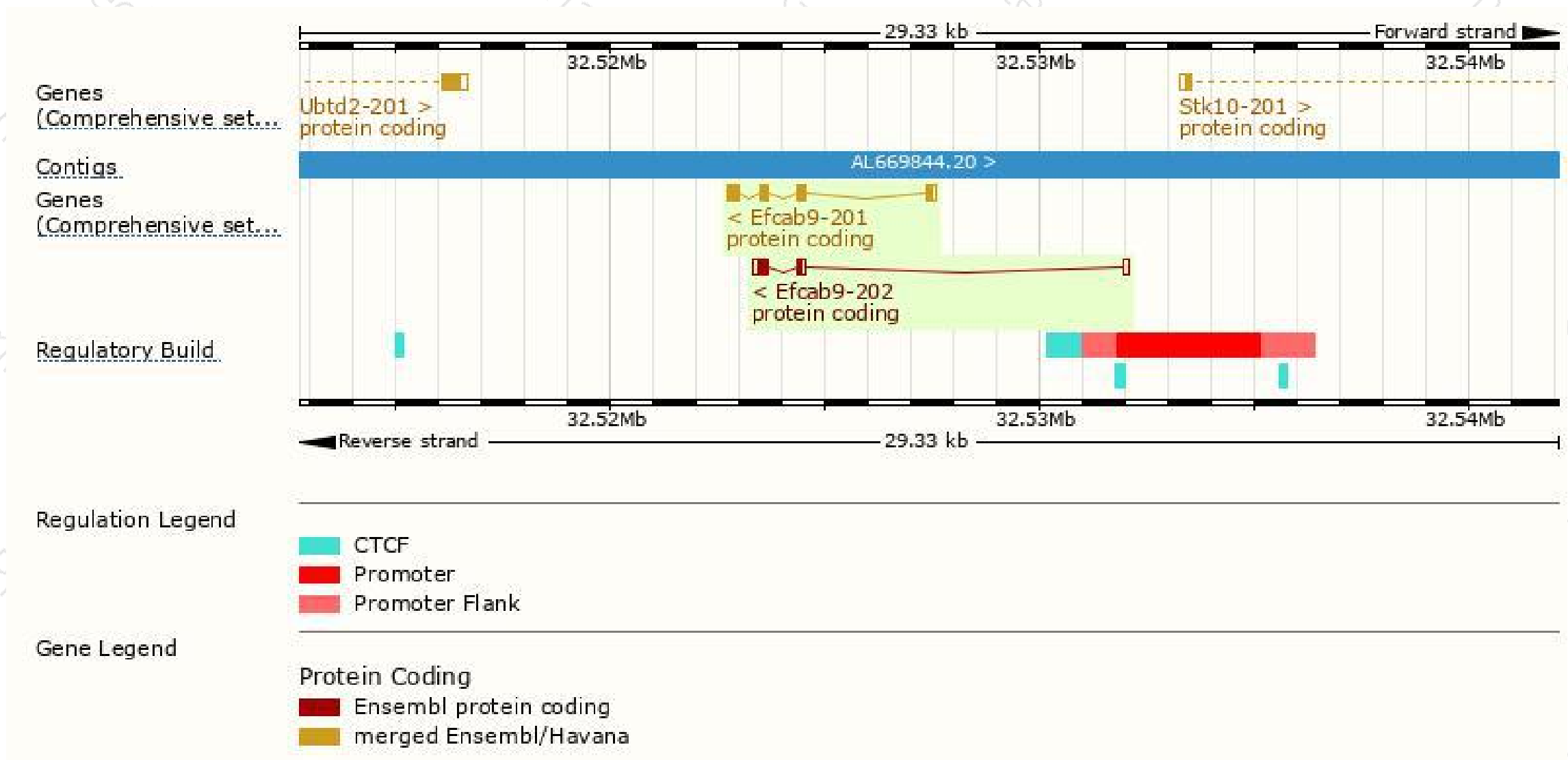
The gene has 2 transcripts,all transcripts are shown below:

Name	Transcript ID	bp	Protein	Biotype	CCDS	UniProt	Flags
Efcab9-201	<a href="#">ENSMUST00000054327.2</a>	754	<a href="#">216aa</a>	Protein coding	<a href="#">CCDS24528</a>	<a href="#">Q9DAM2</a>	TSL:1 GENCODE basic APPRIS P2
Efcab9-202	<a href="#">ENSMUST00000109377.1</a>	615	<a href="#">112aa</a>	Protein coding	-	<a href="#">B1ATW6</a>	TSL:3 GENCODE basic APPRIS ALT2

The strategy is based on the design of *Efcab9-201* transcript,the transcription is shown below:

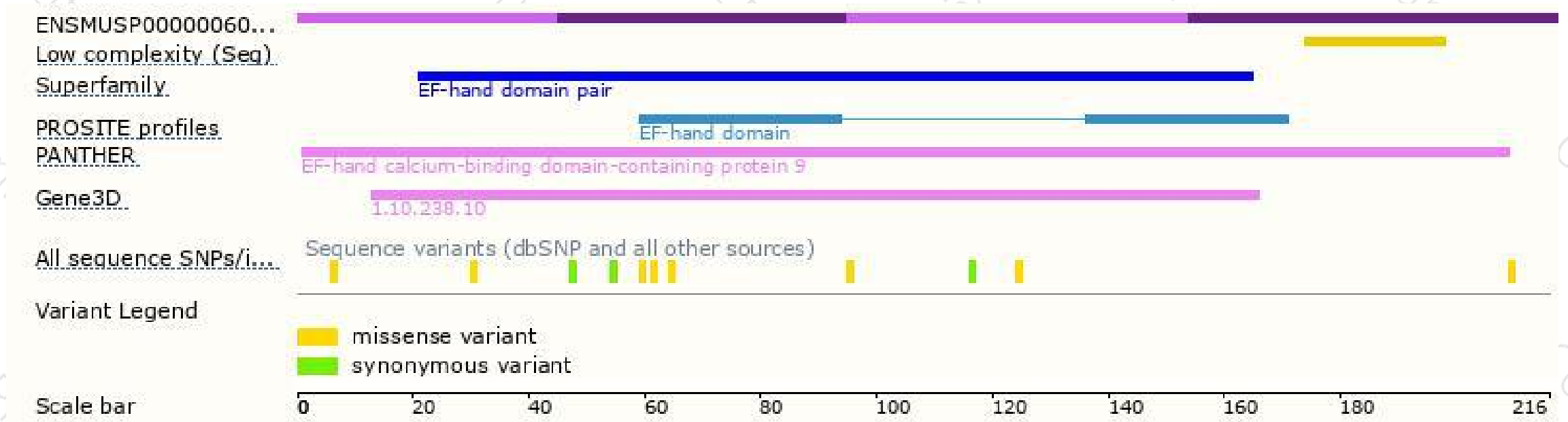


# Genomic location distribution





# Protein domain



If you have any questions, you are welcome to inquire.

Tel: 025-5864 1534

