

# ***Diaph3 Cas9-KO Strategy***

**Designer:**

**Daohua Xu**

**Reviewer:**

**Huimin Su**

**Design Date:**

**2019-11-11**

# Project Overview

**Project Name**

***Diaph3***

**Project type**

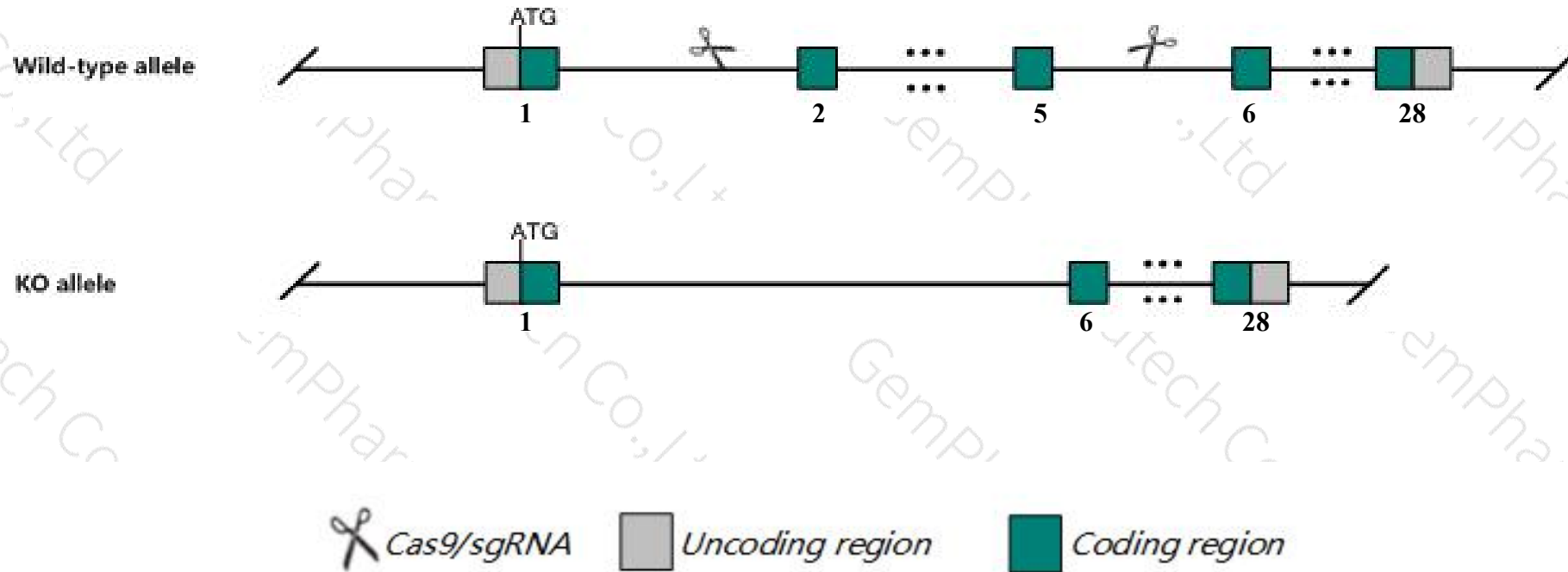
**Cas9-KO**

**Strain background**

**C57BL/6J**

# Knockout strategy

This model will use CRISPR/Cas9 technology to edit the *Diaph3* gene. The schematic diagram is as follows:



- The *Diaph3* gene has 9 transcripts. According to the structure of *Diaph3* gene, exon2-exon5 of *Diaph3-202* (ENSMUST00000168889.2) transcript is recommended as the knockout region. The region contains 446bp coding sequence. Knock out the region will result in disruption of protein function.
- In this project we use CRISPR/Cas9 technology to modify *Diaph3* gene. The brief process is as follows: sgRNA was transcribed in vitro. Cas9 and sgRNA were microinjected into the fertilized eggs of C57BL/6J mice. Fertilized eggs were transplanted to obtain positive F0 mice which were confirmed by PCR and sequencing. A stable F1 generation mouse model was obtained by mating positive F0 generation mice with C57BL/6J mice.

- According to the existing MGI data, Mice homozygous for disruption of this gene display embryonic mortality and abnormal cytokinesis of RBC.
- Transcript *Diaph3-204* and *Diaph3-206* may not be affected.
- The *Diaph3* gene is located on the Chr14. If the knockout mice are crossed with other mice strains to obtain double gene positive homozygous mouse offspring, please avoid the two genes on the same chromosome.
- This Strategy is designed based on genetic information in existing databases. Due to the complexity of biological processes, all risk of the gene knockout on gene transcription, RNA splicing and protein translation cannot be predicted at the existing technology level.



# Gene information (NCBI)

## Diaph3 diaphanous related formin 3 [Mus musculus (house mouse)]

Gene ID: 56419, updated on 31-Jan-2019

### Summary




|                           |                                                                                                                                                                           |
|---------------------------|---------------------------------------------------------------------------------------------------------------------------------------------------------------------------|
| <b>Official Symbol</b>    | Diaph3 provided by <a href="#">MGI</a>                                                                                                                                    |
| <b>Official Full Name</b> | diaphanous related formin 3 provided by <a href="#">MGI</a>                                                                                                               |
| <b>Primary source</b>     | <a href="#">MGI:MGI:1927222</a>                                                                                                                                           |
| <b>See related</b>        | <a href="#">Ensembl:ENSMUSG00000022021</a>                                                                                                                                |
| <b>Gene type</b>          | protein coding                                                                                                                                                            |
| <b>RefSeq status</b>      | VALIDATED                                                                                                                                                                 |
| <b>Organism</b>           | <a href="#">Mus musculus</a>                                                                                                                                              |
| <b>Lineage</b>            | Eukaryota; Metazoa; Chordata; Craniata; Vertebrata; Euteleostomi; Mammalia; Eutheria; Euarchontoglires; Glires; Rodentia; Myomorpha; Muroidea; Muridae; Murinae; Mus; Mus |
| <b>Also known as</b>      | 4930417P13Rik, Dia2, Diap3, Drf3, p134MDia2                                                                                                                               |
| <b>Expression</b>         | Biased expression in liver E14 (RPKM 4.9), liver E14.5 (RPKM 3.7) and 10 other tissues <a href="#">See more</a>                                                           |
| <b>Orthologs</b>          | <a href="#">human</a> <a href="#">all</a>                                                                                                                                 |

# Transcript information (Ensembl)

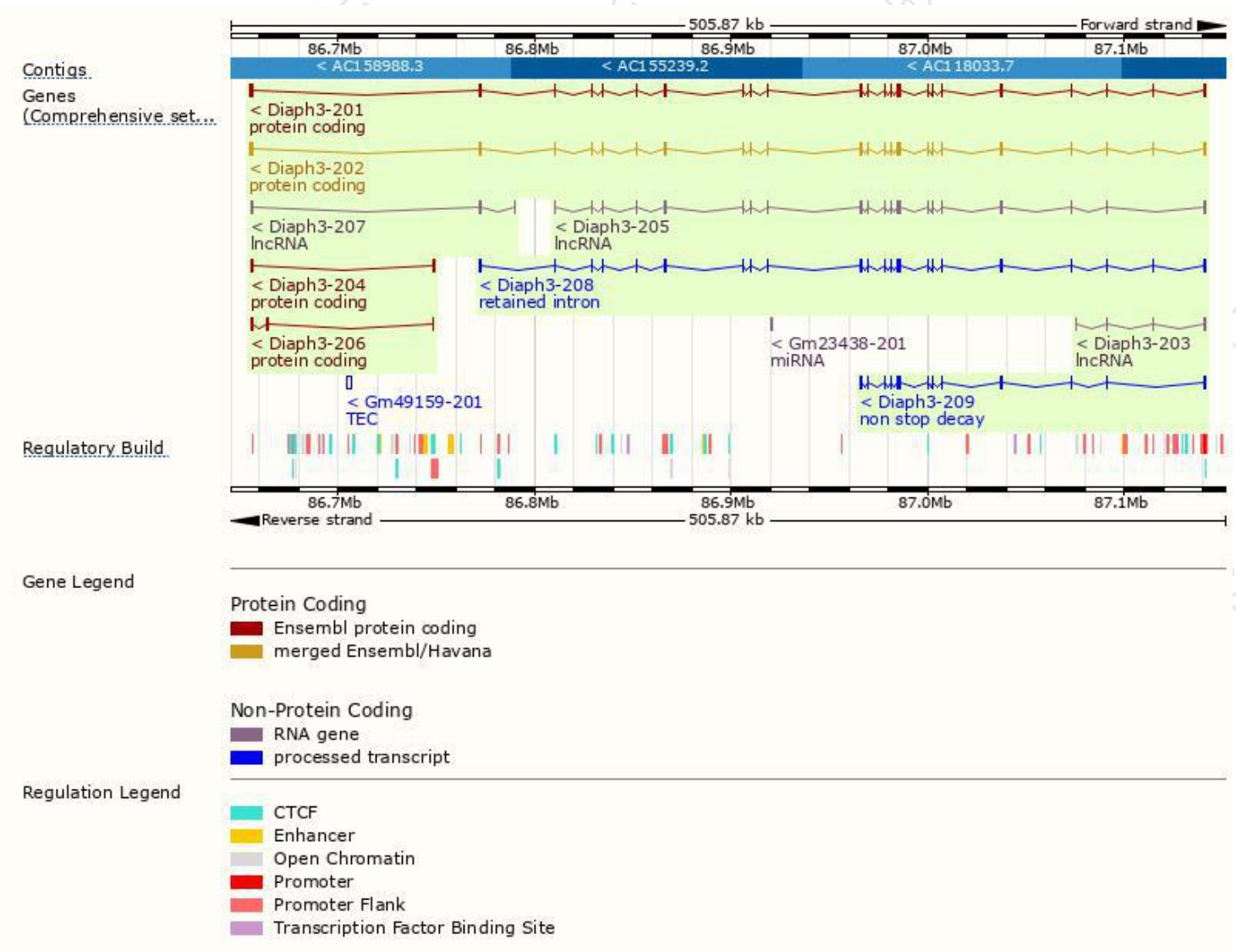
The gene has 9 transcripts,all transcripts are shown below:

| Name       | Transcript ID                         | bp   | Protein                | Biotype         | CCDS                      | UniProt                    | Flags                           |
|------------|---------------------------------------|------|------------------------|-----------------|---------------------------|----------------------------|---------------------------------|
| Diaph3-202 | <a href="#">ENSMUST00000168889.2</a>  | 4582 | <a href="#">1171aa</a> | Protein coding  | <a href="#">CCDS36990</a> | <a href="#">Q9Z207</a>     | TSL:1 GENCODE basic APPRIS P2   |
| Diaph3-201 | <a href="#">ENSMUST00000022599.13</a> | 4582 | <a href="#">1171aa</a> | Protein coding  | -                         | <a href="#">F8WIG5</a>     | TSL:5 GENCODE basic APPRIS ALT2 |
| Diaph3-206 | <a href="#">ENSMUST000000226745.1</a> | 713  | <a href="#">82aa</a>   | Protein coding  | -                         | <a href="#">A0A2I3BQ45</a> | GENCODE basic                   |
| Diaph3-204 | <a href="#">ENSMUST000000226254.1</a> | 682  | <a href="#">82aa</a>   | Protein coding  | -                         | <a href="#">A0A2I3BQ45</a> | GENCODE basic                   |
| Diaph3-209 | <a href="#">ENSMUST000000228000.1</a> | 2090 | <a href="#">656aa</a>  | Non stop decay  | -                         | <a href="#">Q3UVP0</a>     |                                 |
| Diaph3-208 | <a href="#">ENSMUST000000227666.1</a> | 3337 | No protein             | Retained intron | -                         | -                          |                                 |
| Diaph3-205 | <a href="#">ENSMUST000000226492.1</a> | 3046 | No protein             | lncRNA          | -                         | -                          |                                 |
| Diaph3-207 | <a href="#">ENSMUST000000227638.1</a> | 678  | No protein             | lncRNA          | -                         | -                          |                                 |
| Diaph3-203 | <a href="#">ENSMUST000000226134.1</a> | 558  | No protein             | lncRNA          | -                         | -                          |                                 |

The strategy is based on the design of *Diaph3-202* transcript,The transcription is shown below

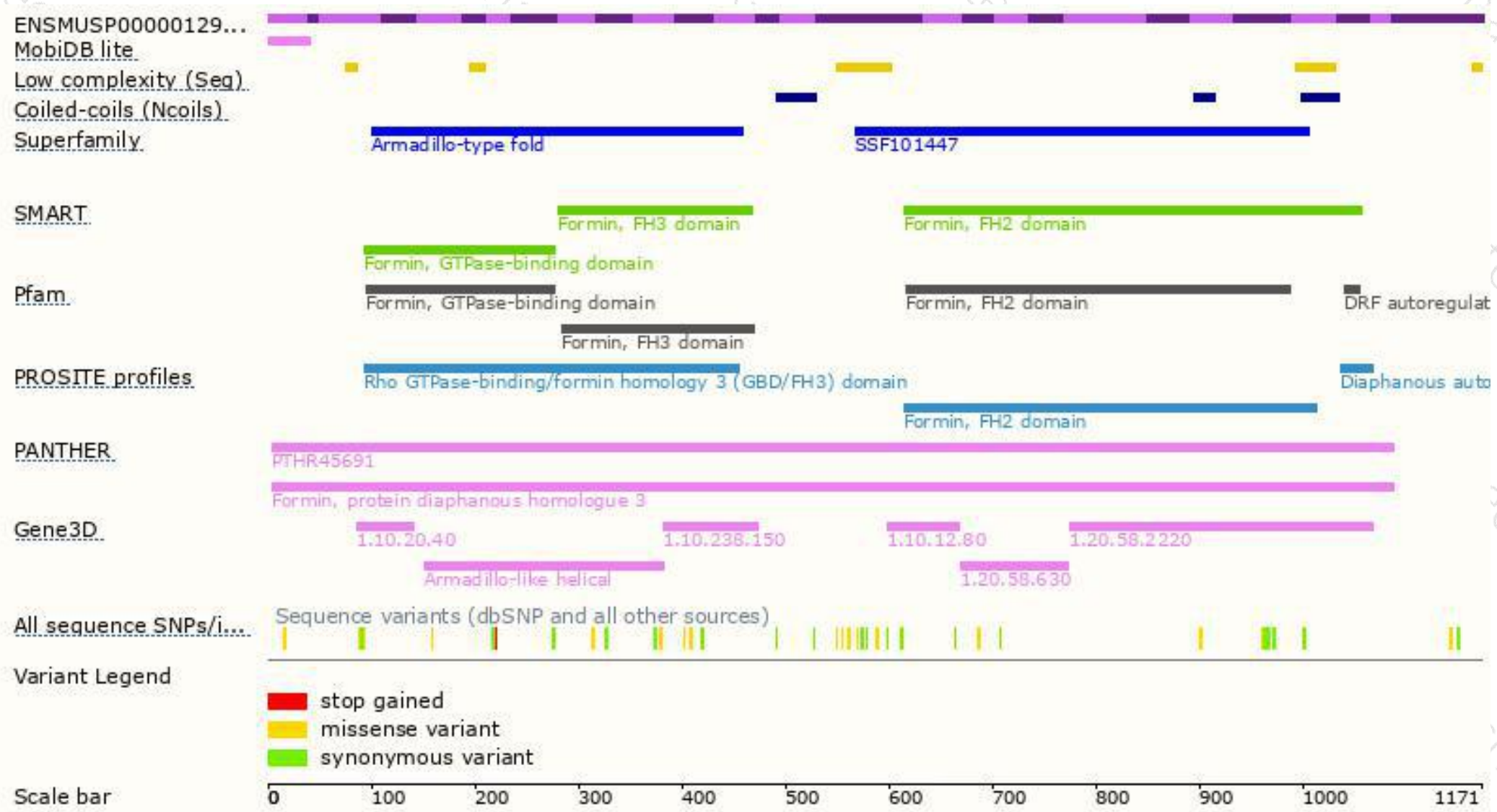


# Genomic location distribution






# Protein domain



# Mouse phenotype description(MGI )



*Phenotypes affected by the gene are marked in blue. Data quoted from MGI database(<http://www.informatics.jax.org/>).*

According to the existing MGI data, Mice homozygous for disruption of this gene display embryonic mortality and abnormal cytokinesis of RBC.

If you have any questions, you are welcome to inquire.

Tel: 025-5864 1534

