

Yod1 Cas9-CKO Strategy

Designer: Yao Yu

Reviewer: Jing Chen

Design Date: 2023-10-16

Overview

Target Gene Name

- Yod1

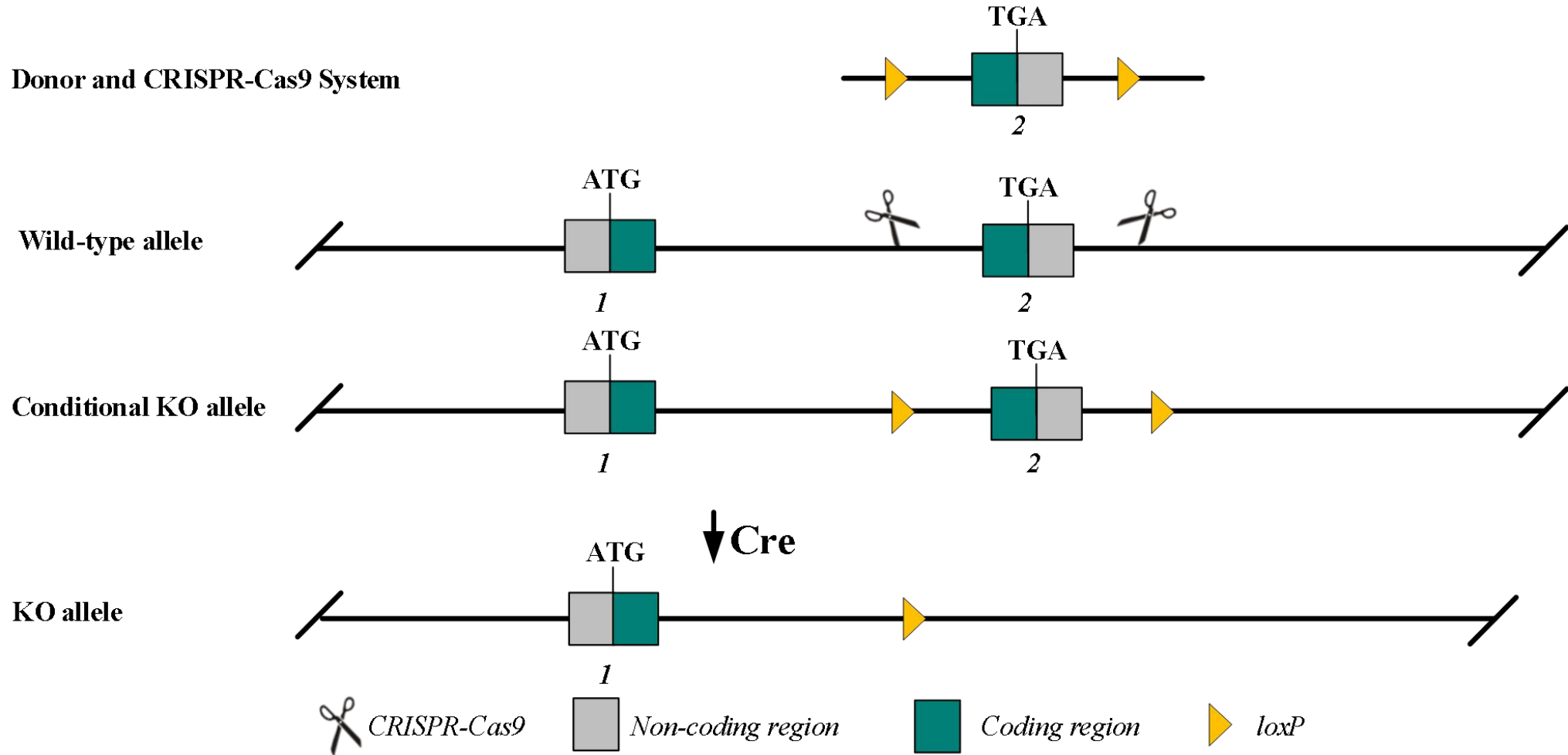
Project Type

- Cas9-CKO

Genetic Background

- C57BL/6JGpt

Strain Strategy



Schematic representation of CRISPR-Cas9 engineering used to edit the *Yod1* gene.

Technical Information

- The *Yod1* gene has 1 transcript. According to the structure of *Yod1* gene, exon 2 of *Yod1-201* (NSMUST00000049813.6) transcript is recommended as the knockout region. The region contains 704 bp of coding sequences. Knocking out the region will result in disruption of protein function.
- In this project we use CRISPR-Cas9 technology to modify *Yod1* gene. The brief process is as follows: CRISPR-Cas9 system and Donor were microinjected into the fertilized eggs of C57BL/6JGpt mice. Fertilized eggs were transplanted to obtain positive F0 mice which were confirmed by PCR and on-target amplicon sequencing. A stable F1-generation mouse strain was obtained by mating positive F0-generation mice with C57BL/6JGpt mice and confirmation of the desired mutant allele was carried out by PCR and on-target amplicon sequencing.
- The flox mice will be knocked out after mating with mice expressing Cre recombinase, resulting in the loss of function of the target gene in specific tissues and cell types.

Gene Information

Yod1 YOD1 deubiquitinase [*Mus musculus* (house mouse)]

[Download Datasets](#)

Gene ID: 226418, updated on 7-Sep-2023

Summary

Official Symbol	Yod1 provided by MGI
Official Full Name	YOD1 deubiquitinase provided by MGI
Primary source	MGI:MGI:2442596
See related	Ensembl:ENSMUSG00000046404 AllianceGenome:MGI:2442596
Gene type	protein coding
RefSeq status	VALIDATED
Organism	Mus musculus
Lineage	Eukaryota; Metazoa; Chordata; Craniata; Vertebrata; Euteleostomi; Mammalia; Eutheria; Euarchontoglires; Glires; Rodentia; Myomorpha; Muroidea; Muridae; Murinae; Mus; Mus
Also known as	Hshin7; 6330564D18Rik; 9930028C20Rik
Summary	Predicted to enable Lys48-specific deubiquitinase activity; thiol-dependent deubiquitinase; and ubiquitin protein ligase binding activity. Predicted to be involved in several processes, including negative regulation of retrograde protein transport, ER to cytosol; protein deubiquitination; and ubiquitin-dependent ERAD pathway. Predicted to act upstream of or within response to unfolded protein. Predicted to be located in cytoplasm. Is expressed in several structures, including adrenal gland; alimentary system; brain; genitourinary system; and respiratory system. Orthologous to human YOD1 (YOD1 deubiquitinase). [provided by Alliance of Genome Resources, Apr 2022]
Expression	Ubiquitous expression in testis adult (RPKM 8.7), liver E14 (RPKM 3.4) and 28 other tissues See more
Orthologs	human all
NEW	Try the new Gene table
	Try the new Transcript table

Genomic context

Location: 1 E4; 1 56.89 cM

See Yod1 in [Genome Data Viewer](#)

Exon count: 2


Source: <https://www.ncbi.nlm.nih.gov/>

Transcript Information

The gene has 1 transcript, the transcript is shown below:


Transcript ID	Name	bp	Protein	Biotype	CCDS	UniProt Match	Flags
ENSMUST00000049813.6	Yod1-201	6128	343aa	Protein coding	CCDS48351	Q8CB27	Ensembl Canonical Gencode basic APPRIS P1 TSL:1

The strategy is based on the design of *Yod1*-201 transcript, the transcription is shown below:

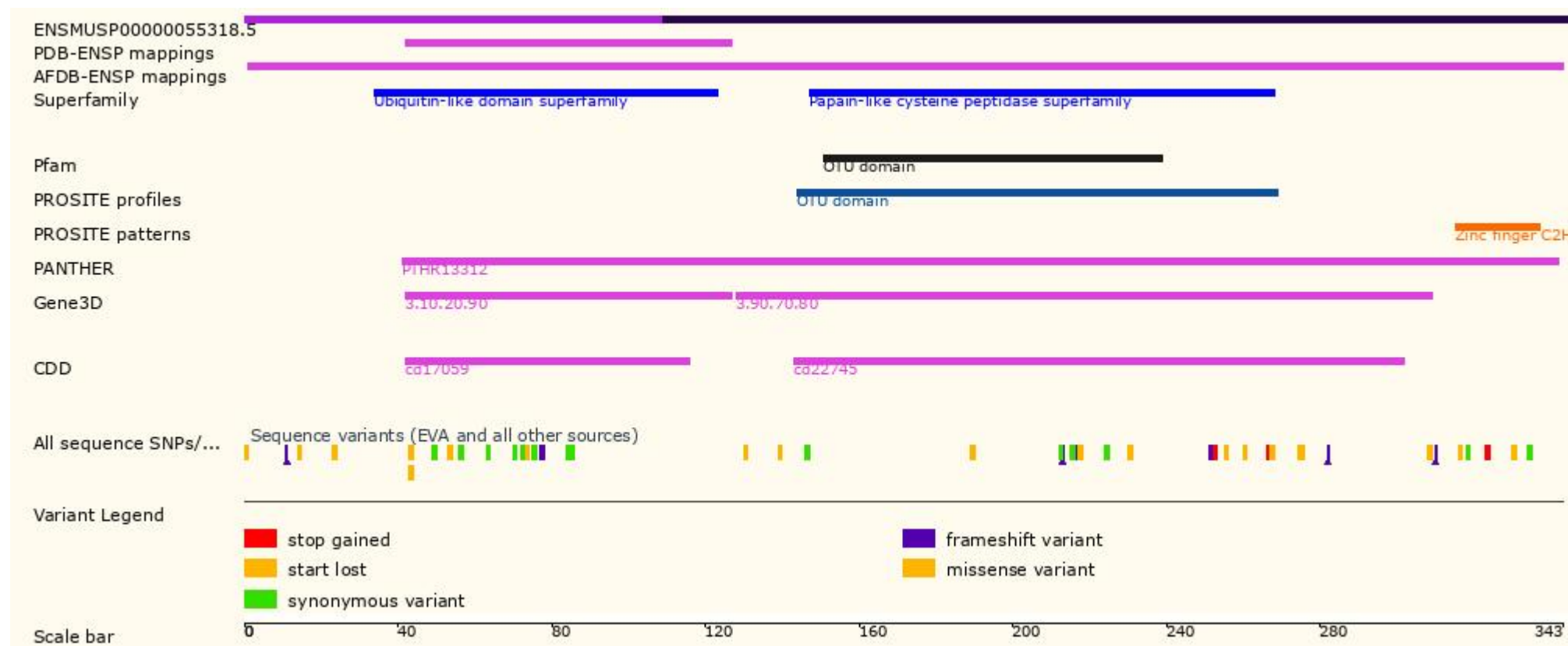


Source: <https://www.ensembl.org>


Genomic Information



Protein Information



Mouse Phenotype Information (MGI)



Important Information

- The N-terminal of *Yod1* gene will remain 109 aa, it may remain the partial function of *Yod1*.
- The knockout region will delete part of the 5' of *Pfkfb2*, which may affect the expression of *Pfkfb2*.
- The knockout region is about 7.5 kb away from the 5' of *AA986860*, which may affect the regulation of this gene.
- The knockout region is about 4.3 kb away from the 5' of *Gm37163*, which may affect the regulation of this gene.
- Repeated structures 'AC' and 'TA' are present in the targeting region and mutations may be introduced.
- *Yod1* is located on Chr 1. If the knockout mice are crossed with other mouse strains to obtain double homozygous mutant offspring, please avoid the situation that the second gene is on the same chromosome.
- This strategy is designed based on genetic information in existing databases. Due to the complexity of biological processes, all risk of loxp insertion on gene transcription, RNA splicing and protein translation cannot be predicted at the existing technology level.