

Ypel2 Cas9-CKO Strategy

Designer: Shanhong Tao

Reviewer: Longyun Hu

Design Date: 2022-4-20

Project Overview

Project Name

Ypel2

Project type

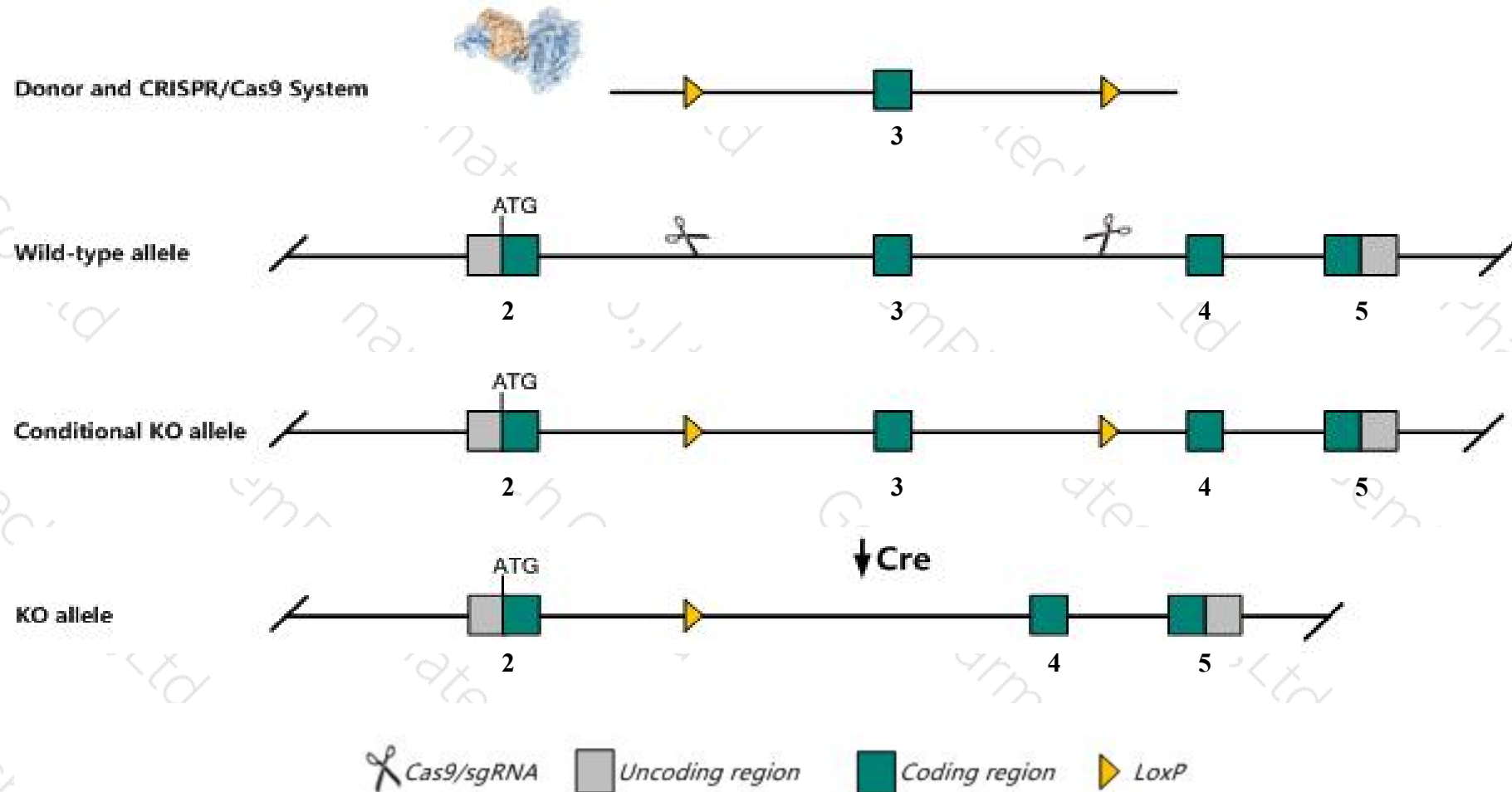
Cas9-CKO

Strain background

C57BL/6JGpt

Conditional Knockout strategy

This model will use CRISPR/Cas9 technology to edit the *Ypel2* gene. The schematic diagram is as follows:



Technical routes

- The *Ypel2* gene has 2 transcripts. According to the structure of *Ypel2* gene, exon3 of *Ypel2-201*(ENSMUST00000018571.4) transcript is recommended as the knockout region. The region contains 44bp coding sequence. Knock out the region will result in disruption of protein function.
- In this project we use CRISPR/Cas9 technology to modify *Ypel2* gene. The brief process is as follows: sgRNA was transcribed in vitro, donor vector was constructed. Cas9, sgRNA and Donor were microinjected into the fertilized eggs of C57BL/6JGpt mice. Fertilized eggs were transplanted to obtain positive F0 mice which were confirmed by PCR and sequencing. A stable F1 generation mouse model was obtained by mating positive F0 generation mice with C57BL/6JGpt mice.
- The flox mice was knocked out after mating with mice expressing Cre recombinase, resulting in the loss of function of the target gene in specific tissues and cell types.

Notice

- The *Ypel2* gene is located on the Chr11. If the knockout mice are crossed with other mice strains to obtain double gene positive homozygous mouse offspring, please avoid the two genes on the same chromosome.
- This strategy is designed based on genetic information in existing databases. Due to the complexity of biological processes, all risk of loxp insertion on gene transcription, RNA splicing and protein translation cannot be predicted at existing technological level.

Gene information (NCBI)

Ypel2 yippee like 2 [Mus musculus (house mouse)]

Gene ID: 77864, updated on 13-Mar-2020

Summary




Official Symbol	Ypel2 provided by MGI
Official Full Name	yippee like 2 provided by MGI
Primary source	MGI:MGI:1925114
See related	Ensembl:ENSMUSG00000018427
Gene type	protein coding
RefSeq status	VALIDATED
Organism	Mus musculus
Lineage	Eukaryota; Metazoa; Chordata; Craniata; Vertebrata; Euteleostomi; Mammalia; Eutheria; Euarchontoglires; Glires; Rodentia; Myomorpha; Muroidea; Muridae; Murinae; Mus; Mus
Also known as	6430570G24, E130113K08Rik
Expression	Ubiquitous expression in ovary adult (RPKM 5.5), frontal lobe adult (RPKM 5.5) and 28 other tissues See more
Orthologs	human all

Transcript information (Ensembl)

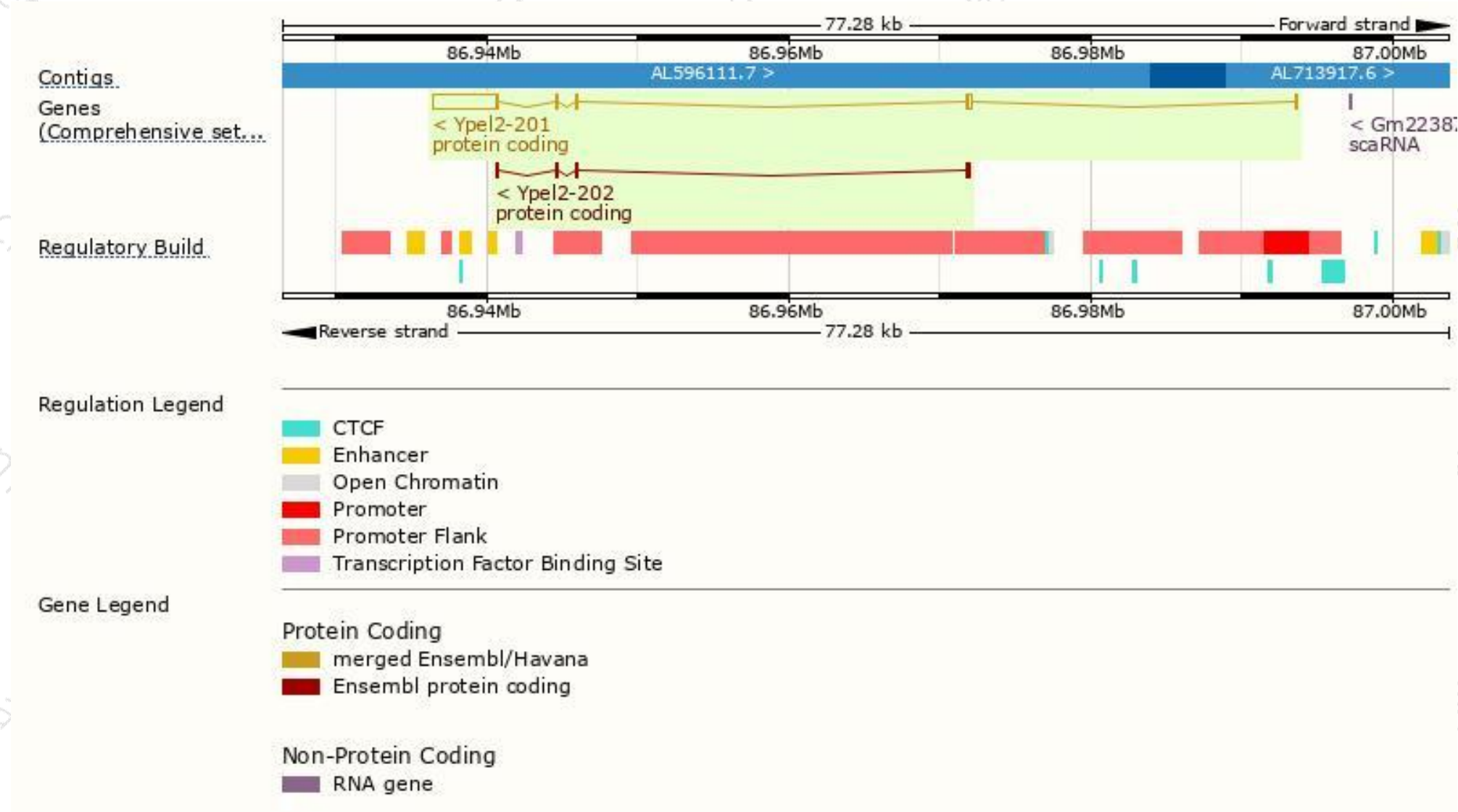
The gene has 2 transcripts,all transcripts are shown below:

Name	Transcript ID	bp	Protein	Biotype	CCDS	UniProt	Flags
Ypel2-201	ENSMUST00000018571.4	4847	119aa	Protein coding	CCDS25205	Q0VA86 Q65Z95	TSL:1 GENCODE basic APPRIS P1
Ypel2-202	ENSMUST00000238921.1	459	152aa	Protein coding	-	-	GENCODE basic

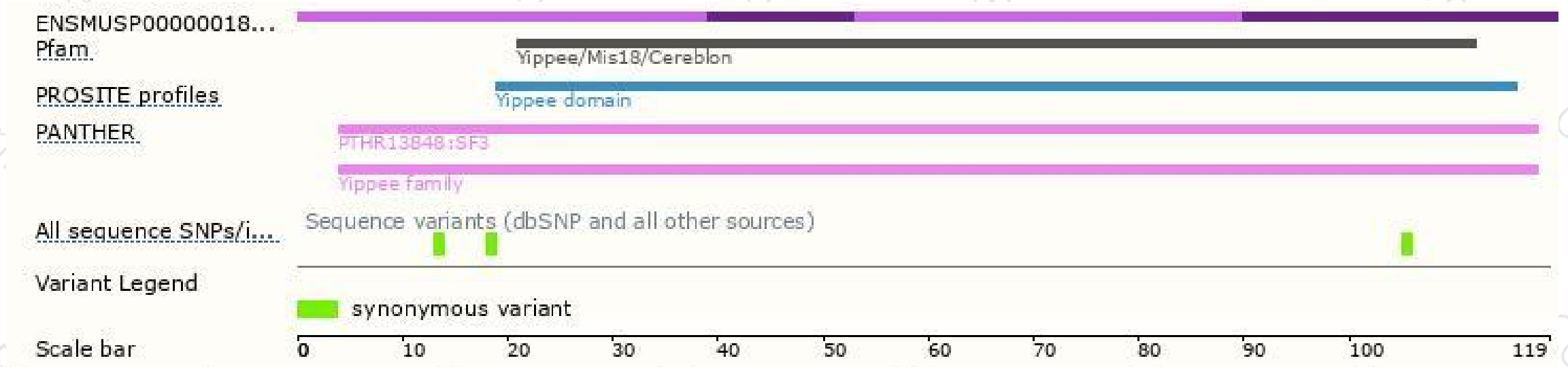
The strategy is based on the design of *Ypel2-201* transcript,the transcription is shown below:



Genomic location distribution



Protein domain



If you have any questions, you are welcome to inquire.

Tel: 025-5864 1534

