

Iscu Cas9-KO Strategy

Designer: Yun Li

Reviewer: Shuang Zhang

Design Date: 2021-5-26

Project Overview

Project Name

Iscu

Project type

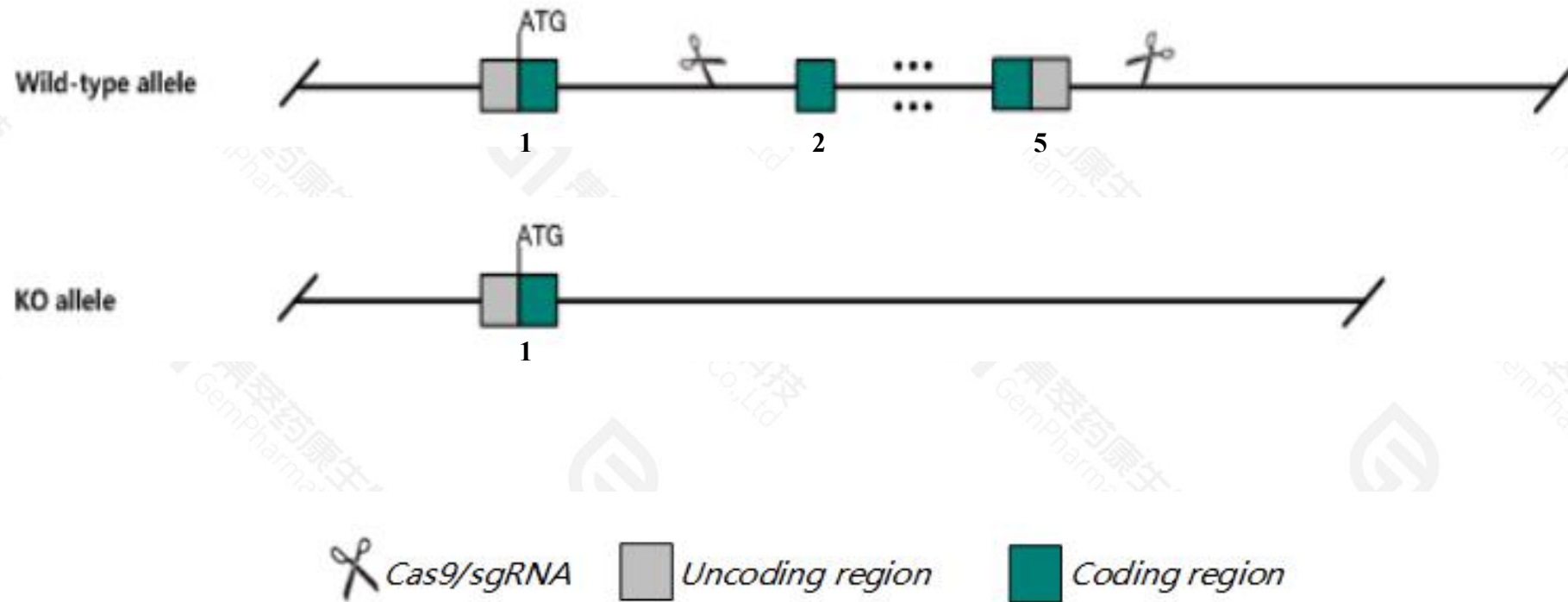
Cas9-KO

Strain background

C57BL/6JGpt

Knockout strategy

This model will use CRISPR/Cas9 technology to edit the *Iscu* gene. The schematic diagram is as follows:



- The *Iscu* gene has 7 transcripts. According to the structure of *Iscu* gene, exon2-exon5 of *Iscu*-201(ENSMUST00000026937.12) transcript is recommended as the knockout region. The region contains most of the coding sequence. Knock out the region will result in disruption of protein function.
- In this project we use CRISPR/Cas9 technology to modify *Iscu* gene. The brief process is as follows: sgRNA was transcribed in vitro. Cas9 and sgRNA were microinjected into the fertilized eggs of C57BL/6JGpt mice. Fertilized eggs were transplanted to obtain positive F0 mice which were confirmed by PCR and sequencing. A stable F1 generation mouse model was obtained by mating positive F0 generation mice with C57BL/6JGpt mice.

- The KO region contains functional region of the *Iscu* gene. Knockout the region may affect the function of *Sart3* gene.
- The *Iscu* gene is located on the Chr5. If the knockout mice are crossed with other mice strains to obtain double gene positive homozygous mouse offspring, please avoid the two genes on the same chromosome.
- This strategy is designed based on genetic information in existing databases. Due to the complexity of biological processes, all risk of the gene knockout on gene transcription, RNA splicing and protein translation cannot be predicted at the existing technology level.

Iscu iron-sulfur cluster assembly enzyme [Mus musculus (house mouse)]

Gene ID: 66383, updated on 17-Dec-2020

Summary



Official Symbol Iscu provided by [MGI](#)

Official Full Name iron-sulfur cluster assembly enzyme provided by [MGI](#)

Primary source [MGI:MGI:1913633](#)

See related [Ensembl:ENSMUSG00000025825](#)

Gene type protein coding

RefSeq status VALIDATED

Organism [Mus musculus](#)

Lineage Eukaryota; Metazoa; Chordata; Craniata; Vertebrata; Euteleostomi; Mammalia; Eutheria; Euarchontoglires; Glires; Rodentia; Myomorpha; Muroidea; Muridae; Murinae; Mus; Mus

Also known as 2310020H20Rik, AA407971, ISCU2, Ni, Nifu, Nifun

Expression Ubiquitous expression in adrenal adult (RPKM 128.4), kidney adult (RPKM 126.9) and 28 other tissues [See more](#)

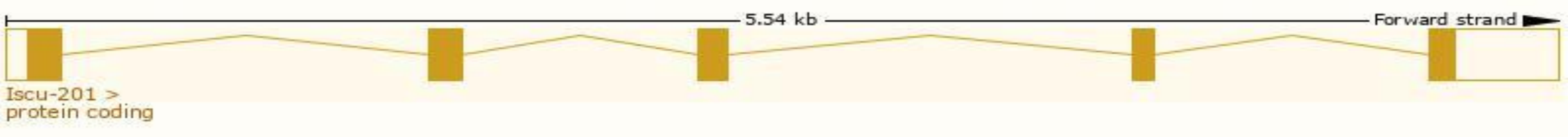
Orthologs [human](#) [all](#)

Transcript information (Ensembl)


The gene has 7 transcripts,all transcripts are shown below:

Name	Transcript ID	bp	Protein	Biotype	CCDS	UniProt	Flags
Iscu-201	ENSMUST00000026937.12	957	168aa	Protein coding	CCDS19553		TSL:1 , GENCODE basic , APPRIS P1 ,
Iscu-202	ENSMUST00000112311.8	1395	209aa	Protein coding	-		TSL:2 , GENCODE basic ,
Iscu-203	ENSMUST00000112312.8	1116	209aa	Protein coding	-		TSL:5 , GENCODE basic ,
Iscu-206	ENSMUST00000145592.2	431	136aa	Protein coding	-		CDS 3' incomplete , TSL:5 ,
Iscu-207	ENSMUST00000145778.8	388	65aa	Protein coding	-		CDS 5' incomplete , TSL:3 ,
Iscu-204	ENSMUST00000123616.8	773	124aa	Nonsense mediated decay	-		TSL:3 ,
Iscu-205	ENSMUST00000134881.2	489	59aa	Nonsense mediated decay	-		CDS 5' incomplete , TSL:3 ,

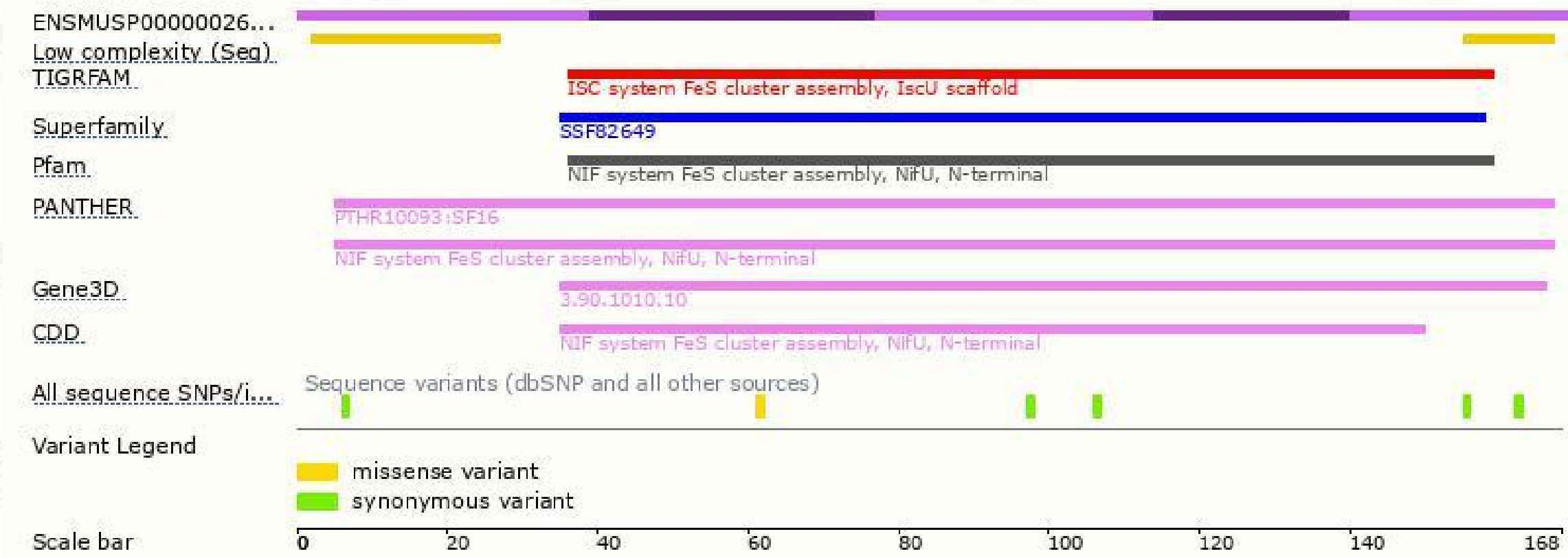
The strategy is based on the design of *Iscu-201* transcript,the transcription is shown below:



Genomic location distribution



Protein domain



If you have any questions, you are welcome to inquire.

Tel: 025-5864 1534

