

Pacrgl Cas9-KO Strategy

Designer: Jia Yu

Reviewer: Xiaojing Li

Design Date: 2020-11-17

Project Overview

Project Name

Pacrgl

Project type

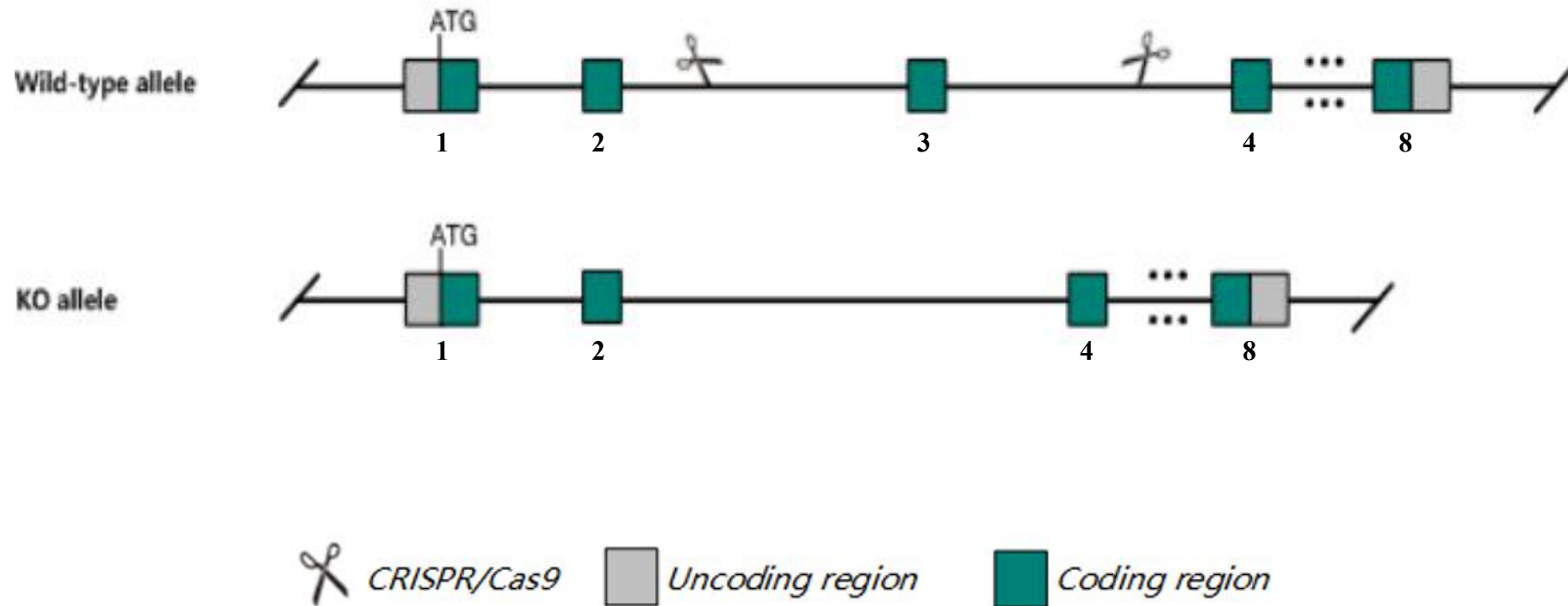
Cas9-KO

Strain background

C57BL/6JGpt

Knockout strategy

This model will use CRISPR/Cas9 technology to edit the *Pacrgl* gene. The schematic diagram is as follows:



The *Pacrgl* gene has 9 transcripts. According to the structure of *Pacrgl* gene, exon3 of 5730480H06Rik-205(ENSMUST00000196950.4) transcript is recommended as the knockout region. The region contains 68bp coding sequence. Knock out the region will result in disruption of protein function.

In this project we use CRISPR/Cas9 technology to modify *Pacrgl* gene. The brief process is as follows: CRISPR/Cas9 system were microinjected into the fertilized eggs of C57BL/6JGpt mice. Fertilized eggs were transplanted to obtain positive F0 mice which were confirmed by PCR and sequencing. A stable F1 generation mouse model was obtained by mating positive F0 generation mice with C57BL/6JGpt mice.

The KO region contains functional region of the *Pacrgl* gene. Knockout the region may affect the function of 5730480H06Rik gene.

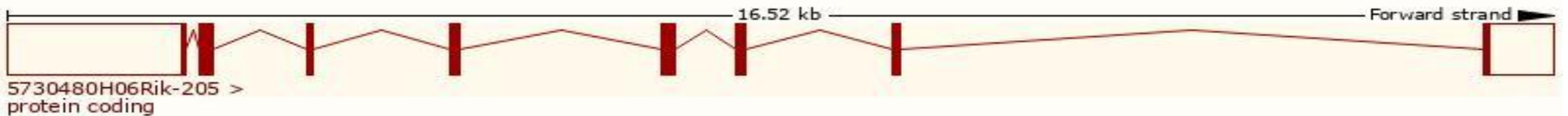
The *Pacrgl* gene is located on the Chr5. If the knockout mice are crossed with other mice strains to obtain double gene positive homozygous mouse offspring, please avoid the two genes on the same chromosome.

This strategy is designed based on genetic information in existing databases. Due to the complexity of biological processes, all risk of the gene knockout on gene transcription, RNA splicing and protein translation cannot be predicted at the existing technology level.

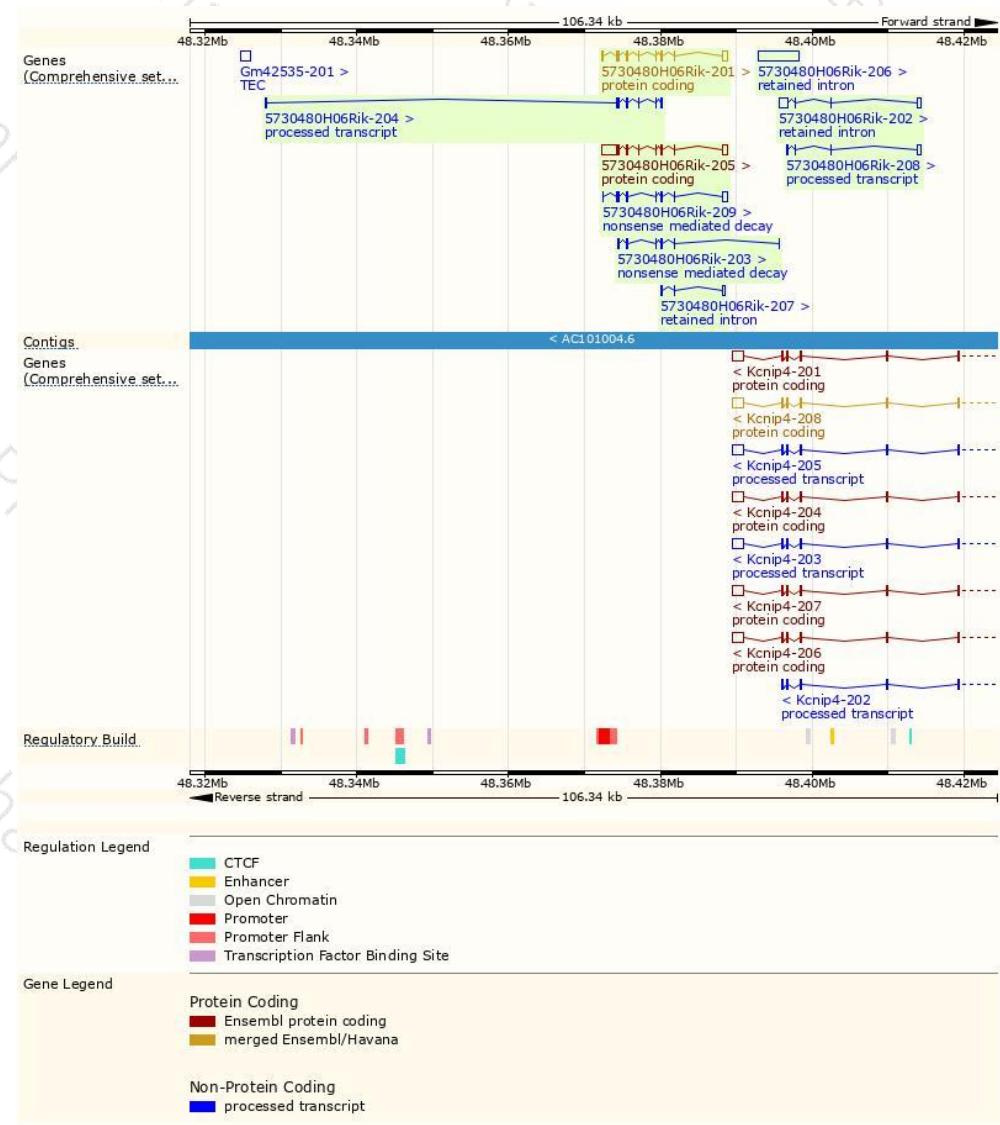
Transcript information Ensembl

The gene has 9 transcripts,all transcripts are shown below:

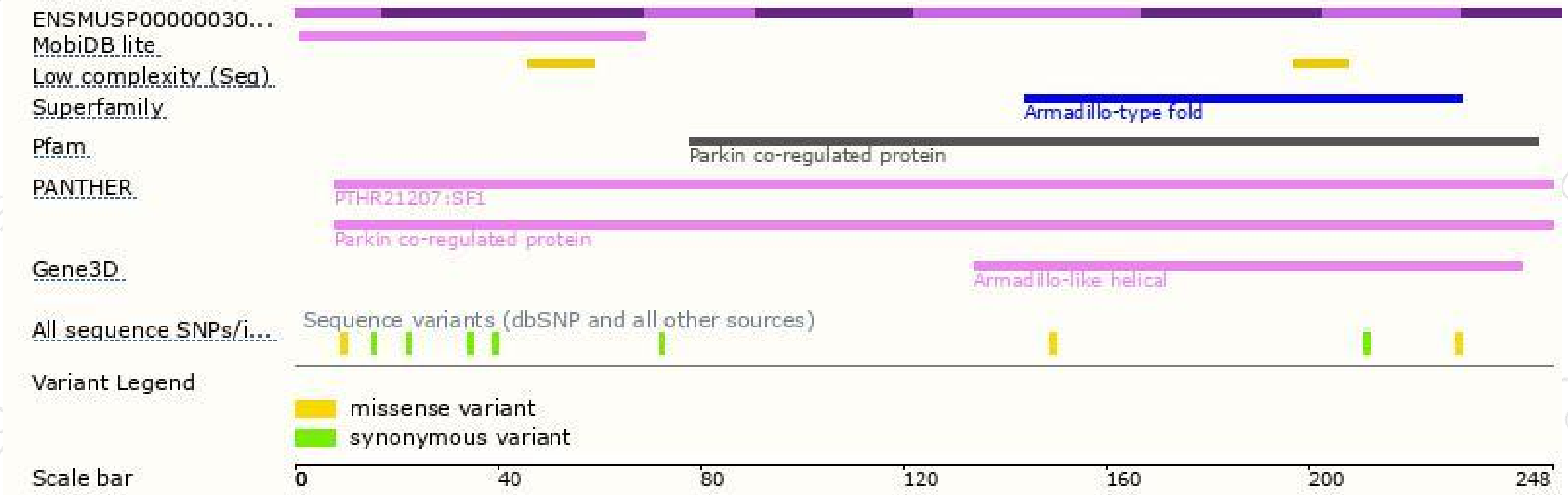
The strategy is based on the design of *5730480H06Rik-205* transcript,the transcription is shown below:



Genomic location distribution



Protein domain



If you have any questions, you are welcome to inquire.

Tel: 400-9660890

