

***Slurp2* Cas9-KO Strategy**

Designer: Jia Yu

Reviewer: Xiaojing Li

Design Date: 2020-10-12

Project Overview

Project Name

Slurp2

Project type

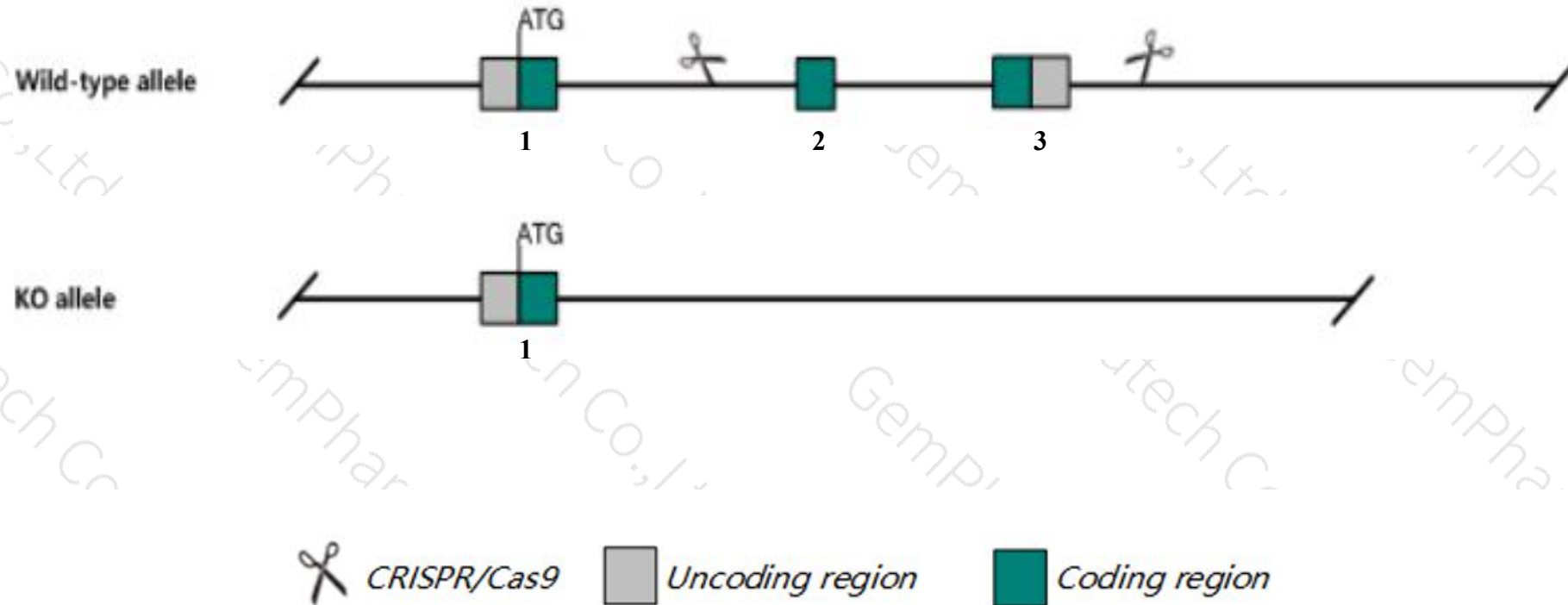
Cas9-KO

Strain background

C57BL/6JGpt

Knockout strategy

This model will use CRISPR/Cas9 technology to edit the *Slurp2* gene. The schematic diagram is as follows:



- The *Slurp2* gene has 1 transcript. According to the structure of *Slurp2* gene, exon2-exon3 of *Slurp2*-201(ENSMUST00000057932.7) transcript is recommended as the knockout region. The region contains most of the coding sequence. Knock out the region will result in disruption of protein function.
- In this project we use CRISPR/Cas9 technology to modify *Slurp2* gene. The brief process is as follows: CRISPR/Cas9 system were microinjected into the fertilized eggs of C57BL/6JGpt mice. Fertilized eggs were transplanted to obtain positive F0 mice which were confirmed by PCR and sequencing. A stable F1 generation mouse model was obtained by mating positive F0 generation mice with C57BL/6JGpt mice.

- According to the existing MGI data, homozygous knockout results in hyperkeratosis of the paw skin, slow postnatal weight gain and reduced body fat mass.
- The *Slurp2* gene is located on the Chr15. If the knockout mice are crossed with other mice strains to obtain double gene positive homozygous mouse offspring, please avoid the two genes on the same chromosome.
- This strategy is designed based on genetic information in existing databases. Due to the complexity of biological processes, all risk of the gene knockout on gene transcription, RNA splicing and protein translation cannot be predicted at the existing technology level.

Gene information (NCBI)

Slurp2 secreted Ly6/Plaur domain containing 2 [Mus musculus (house mouse)]

Gene ID: 69462, updated on 13-Mar-2020

Summary




Official Symbol	Slurp2 provided by MGI
Official Full Name	secreted Ly6/Plaur domain containing 2 provided by MGI
Primary source	MGI:MGI:1916712
See related	Ensembl:ENSMUSG00000075605
Gene type	protein coding
RefSeq status	PROVISIONAL
Organism	Mus musculus
Lineage	Eukaryota; Metazoa; Chordata; Craniata; Vertebrata; Euteleostomi; Mammalia; Eutheria; Euarchontoglires; Glires; Rodentia; Myomorpha; Muroidea; Muridae; Murinae; Mus; Mus
Also known as	2300005B03Rik, SLURP-2
Expression	Restricted expression toward stomach adult (RPKM 115.6) See more
Orthologs	human all

Transcript information (Ensembl)

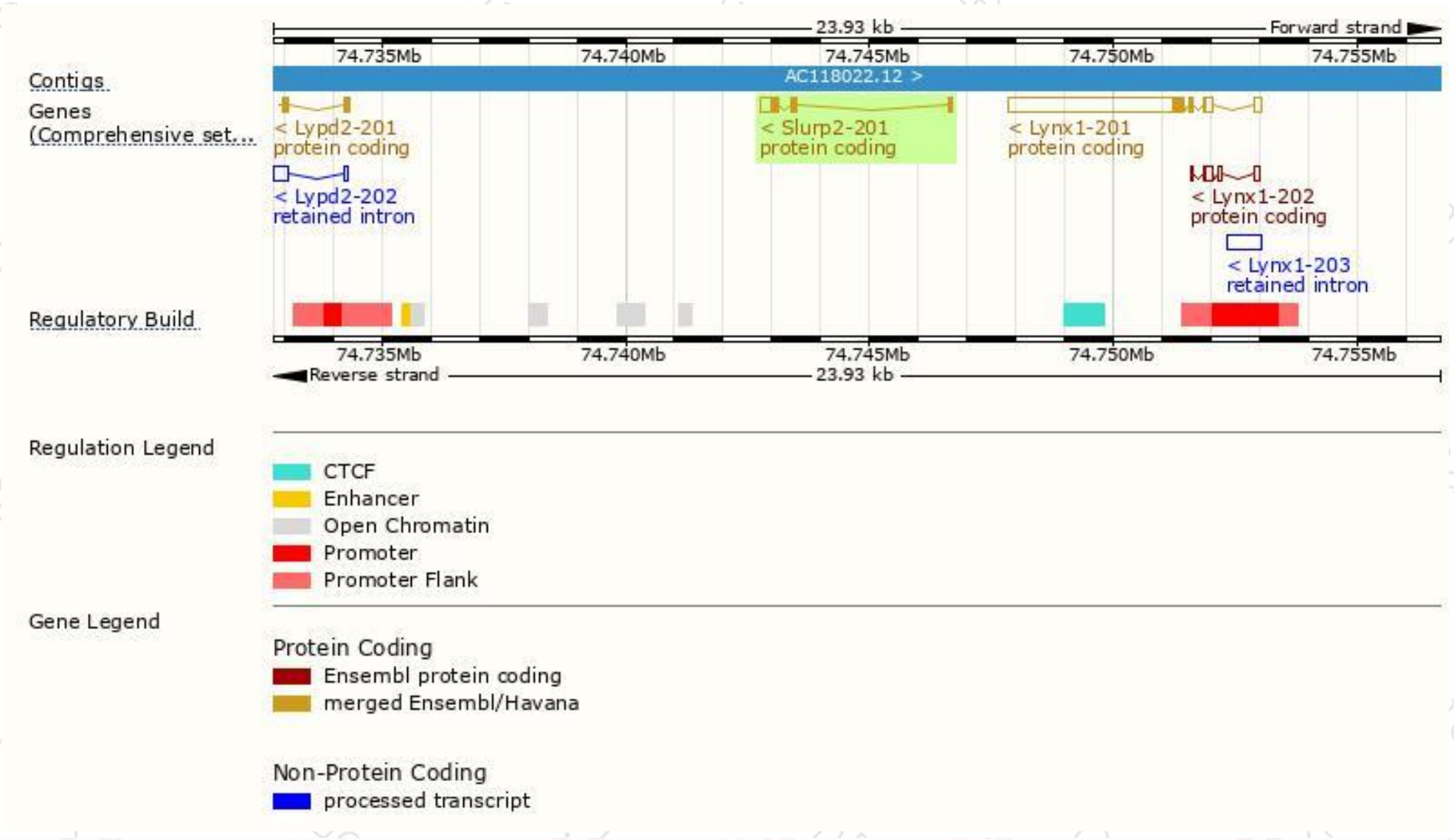
The gene has 1 transcript, and the transcript is shown below:

Name	Transcript ID	bp	Protein	Biotype	CCDS	UniProt	Flags
Slurp2-201	ENSMUST00000057932.7	545	97aa	Protein coding	CCDS37103	P0DP59	TSL:1 GENCODE basic APPRIS P1

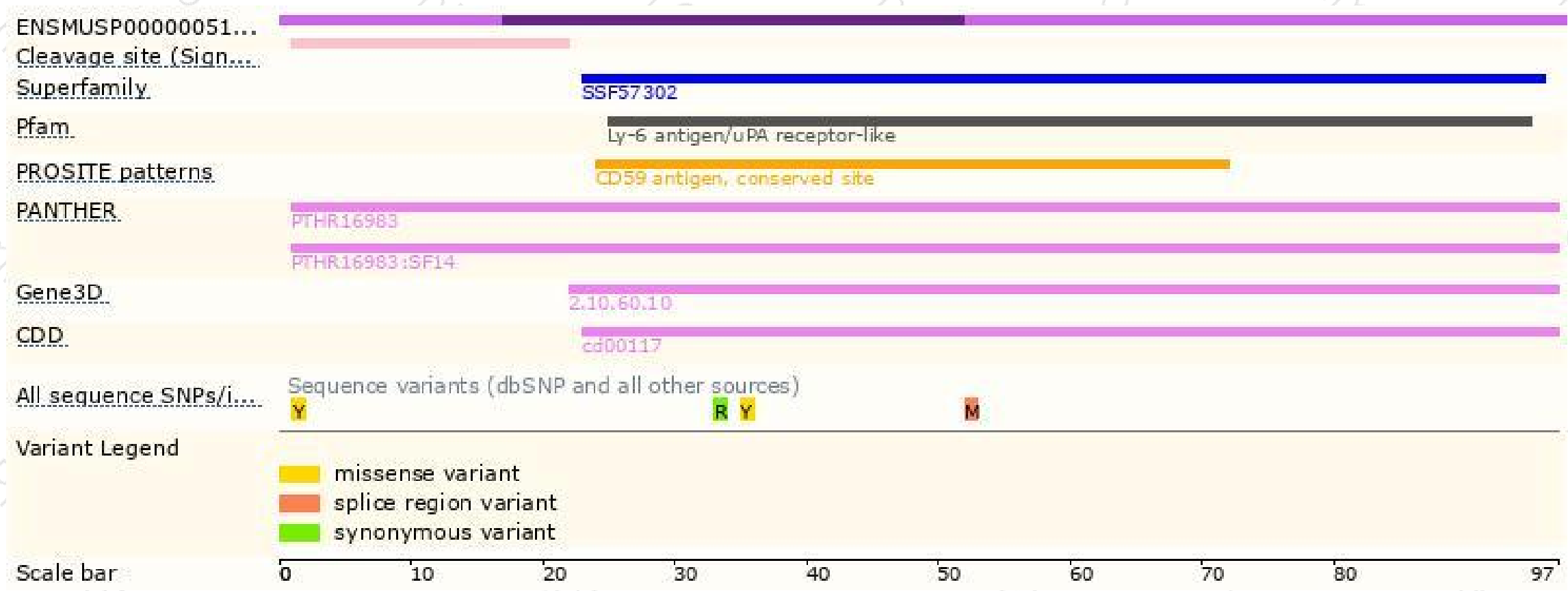
The strategy is based on the design of *Slurp2-201* transcript, the transcription is shown below:




Genomic location distribution



Protein domain



Mouse phenotype description(MGI)



Phenotypes affected by the gene are marked in blue. Data quoted from MGI database(<http://www.informatics.jax.org/>).

According to the existing MGI data, homozygous knockout results in hyperkeratosis of the paw skin, slow postnatal weight gain and reduced body fat mass.

If you have any questions, you are welcome to inquire.

Tel: 400-9660890

