

Lrit2 Cas9-KO Strategy

Designer: Jia Yu

Reviewer: Xiaojing Li

Design Date: 2020-9-25

Project Overview

Project Name

Lrit2

Project type

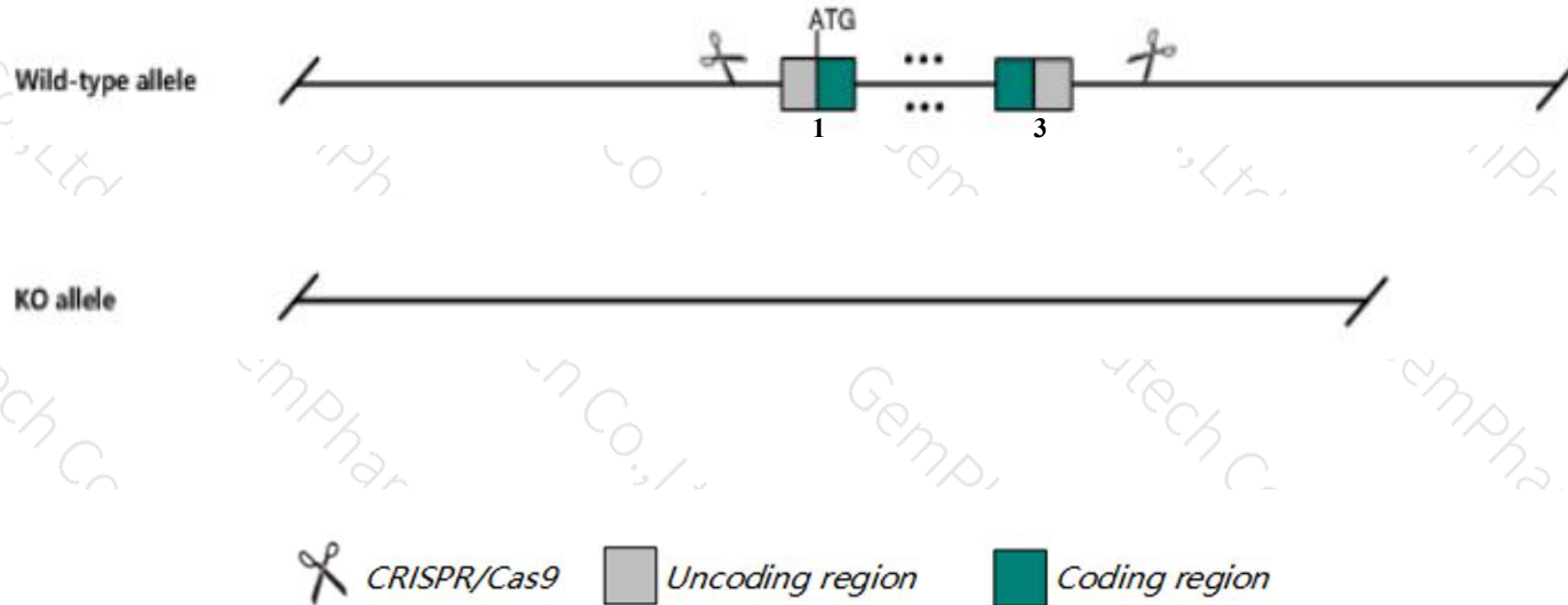
Cas9-KO

Strain background

C57BL/6JGpt

Knockout strategy

This model will use CRISPR/Cas9 technology to edit the *Lrit2* gene. The schematic diagram is as follows:



- The *Lrit2* gene has 2 transcripts. According to the structure of *Lrit2* gene, exon1-exon3 of *Lrit2*-201(ENSMUST00000057176.4) transcript is recommended as the knockout region. The region contains all of the coding sequence. Knock out the region will result in disruption of protein function.
- In this project we use CRISPR/Cas9 technology to modify *Lrit2* gene. The brief process is as follows: CRISPR/Cas9 system were microinjected into the fertilized eggs of C57BL/6JGpt mice. Fertilized eggs were transplanted to obtain positive F0 mice which were confirmed by PCR and sequencing. A stable F1 generation mouse model was obtained by mating positive F0 generation mice with C57BL/6JGpt mice.

- The *Lrit2* gene is located on the Chr14. If the knockout mice are crossed with other mice strains to obtain double gene positive homozygous mouse offspring, please avoid the two genes on the same chromosome.
- This strategy is designed based on genetic information in existing databases. Due to the complexity of biological processes, all risk of the gene knockout on gene transcription, RNA splicing and protein translation cannot be predicted at the existing technology level.

Gene information (NCBI)

Lrit2 leucine-rich repeat, immunoglobulin-like and transmembrane domains 2 [Mus musculus (house mouse)]

Gene ID: 239038, updated on 13-Mar-2020

Summary



Official Symbol Lrit2 provided by [MGI](#)

Official Full Name leucine-rich repeat, immunoglobulin-like and transmembrane domains 2 provided by [MGI](#)

Primary source [MGI:MGI:2444885](#)

See related [Ensembl:ENSMUSG00000043418](#)

Gene type protein coding

RefSeq status VALIDATED

Organism [Mus musculus](#)

Lineage Eukaryota; Metazoa; Chordata; Craniata; Vertebrata; Euteleostomi; Mammalia; Eutheria; Euarchontoglires; Glires; Rodentia; Myomorpha; Muroidea; Muridae; Murinae; Mus; Mus

Also known as A930010E21Rik, Lrrc22

Expression Restricted expression toward liver adult (RPKM 1.3)[See more](#)


Orthologs [human](#) [all](#)

Transcript information (Ensembl)

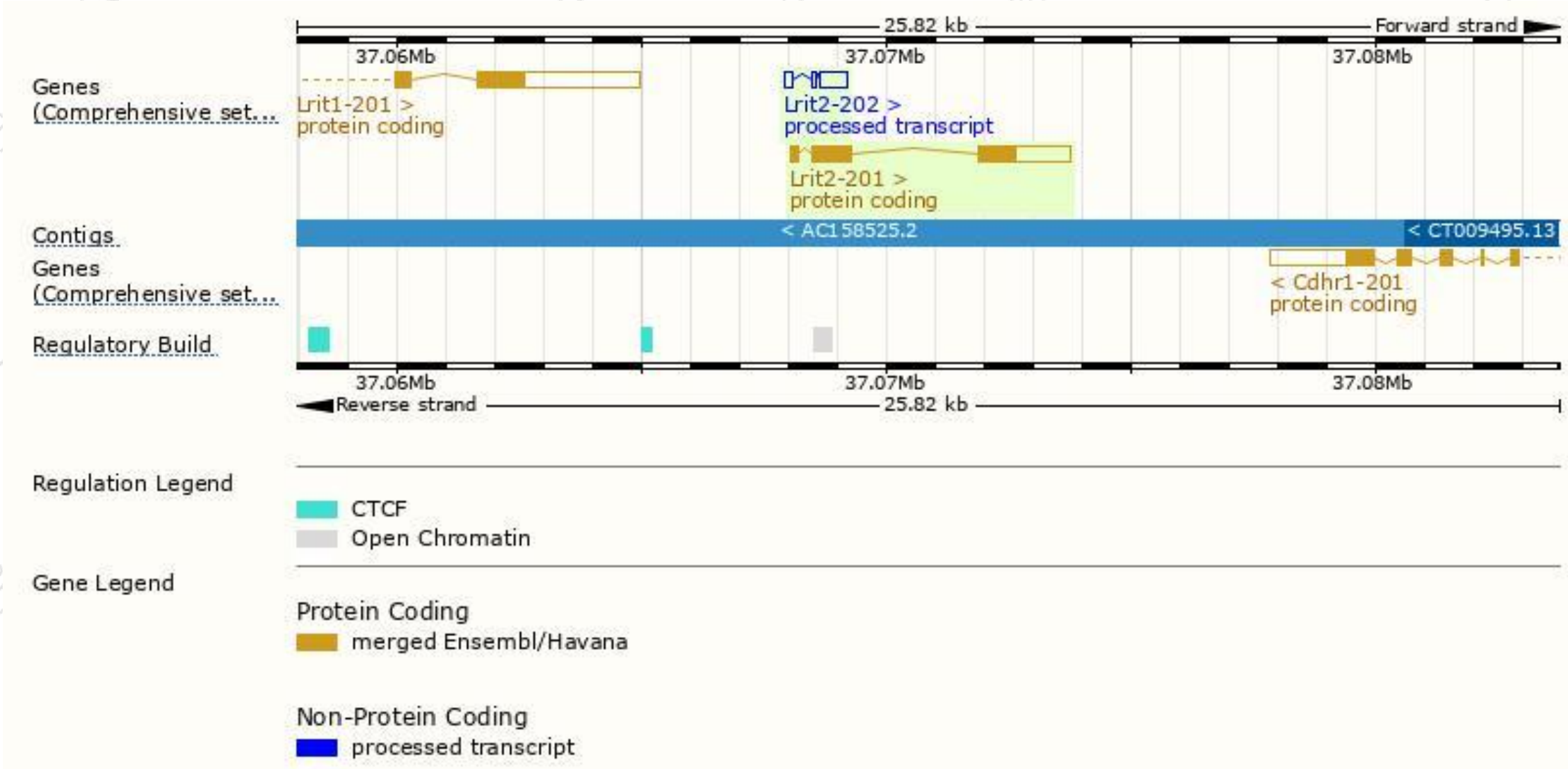
The gene has 2 transcripts,all transcripts are shown below:

Name	Transcript ID	bp	Protein	Biotype	CCDS	UniProt	Flags
Lrit2-201	ENSMUST00000057176.4	2790	549aa	Protein coding	CCDS26951	Q6PFC5	TSL:1 GENCODE basic APPRIS P1
Lrit2-202	ENSMUST00000224104.1	750	No protein	Processed transcript	-	-	

The strategy is based on the design of *Lrit2-201* transcript,the transcription is shown below:



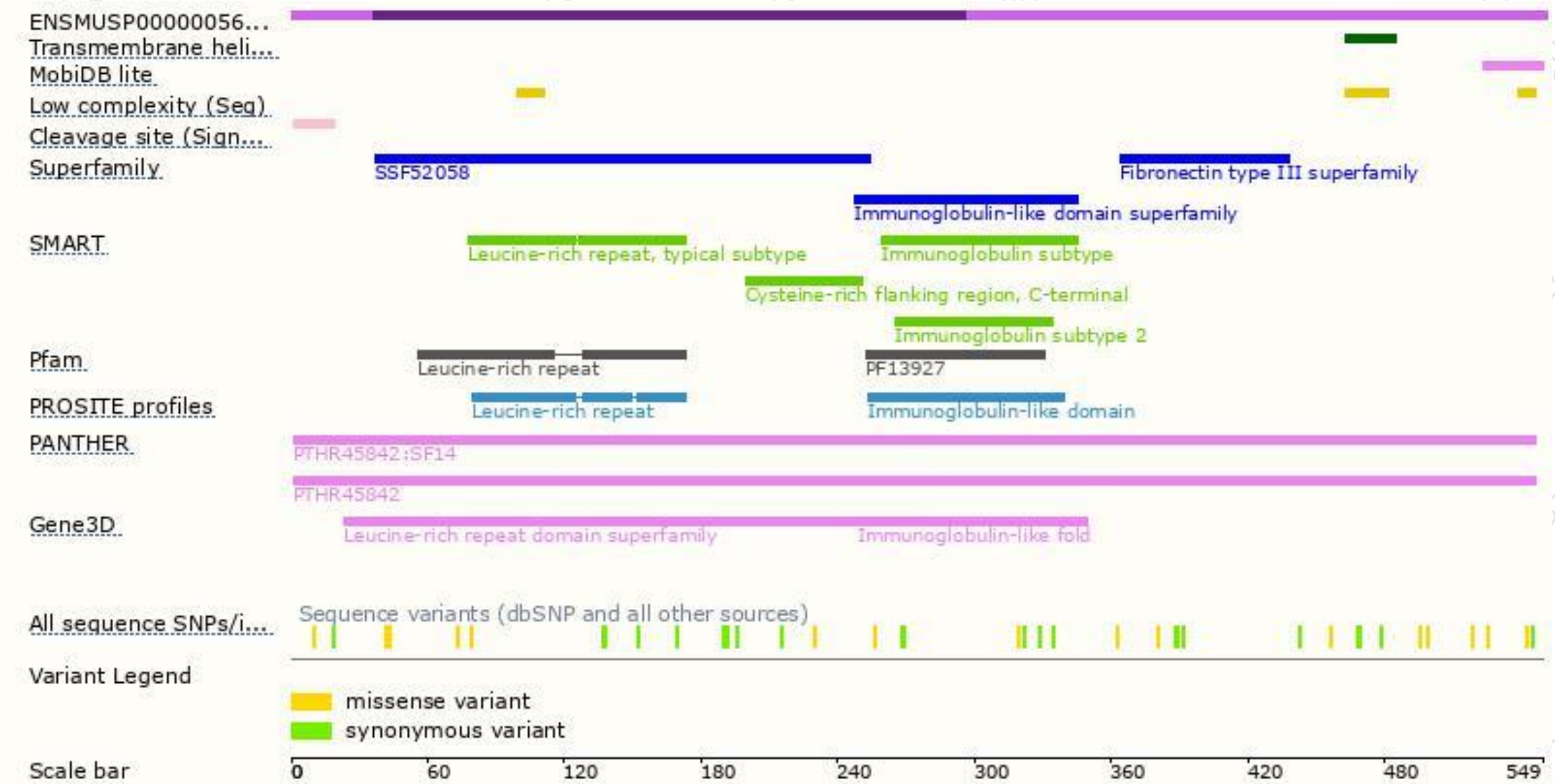
Genomic location distribution



Protein domain



集萃药康
GemPharmatech



If you have any questions, you are welcome to inquire.

Tel: 400-9660890

