

***Plekhh1* Cas9-KO Strategy**

Designer: Jia Yu

Reviewer: Xiaojing Li

Design Date: 2020-10-12

Project Overview

Project Name

Plekhh1

Project type

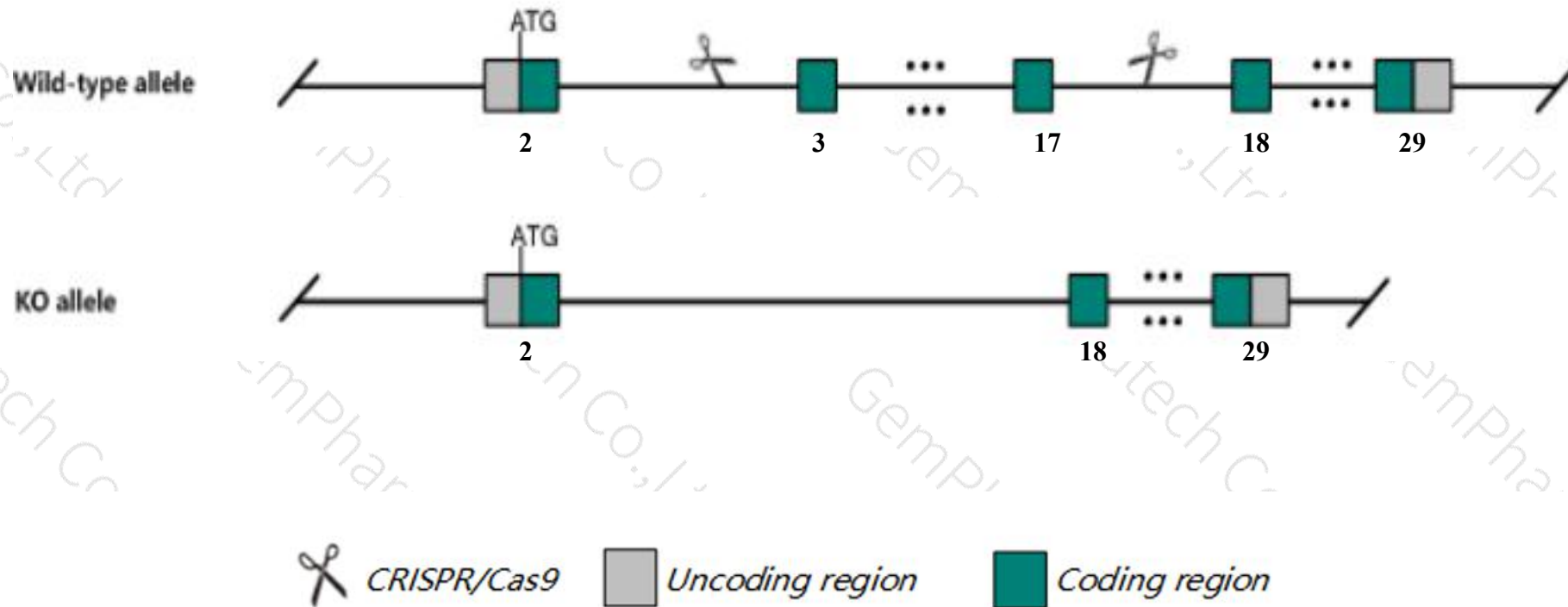
Cas9-KO

Strain background

C57BL/6JGpt

Knockout strategy

This model will use CRISPR/Cas9 technology to edit the *Plekhh1* gene. The schematic diagram is as follows:



- The *Plekhh1* gene has 4 transcripts. According to the structure of *Plekhh1* gene, exon3-exon17 of *Plekhh1-201*(ENSMUST00000039928.6) transcript is recommended as the knockout region. The region contains 2320bp coding sequence. Knock out the region will result in disruption of protein function.
- In this project we use CRISPR/Cas9 technology to modify *Plekhh1* gene. The brief process is as follows: CRISPR/Cas9 system were microinjected into the fertilized eggs of C57BL/6JGpt mice. Fertilized eggs were transplanted to obtain positive F0 mice which were confirmed by PCR and sequencing. A stable F1 generation mouse model was obtained by mating positive F0 generation mice with C57BL/6JGpt mice.

- The *Plekhh1* gene is located on the Chr12. If the knockout mice are crossed with other mice strains to obtain double gene positive homozygous mouse offspring, please avoid the two genes on the same chromosome.
- This strategy is designed based on genetic information in existing databases. Due to the complexity of biological processes, all risk of the gene knockout on gene transcription, RNA splicing and protein translation cannot be predicted at the existing technology level.

Gene information (NCBI)

Plekhh1 pleckstrin homology domain containing, family H (with MyTH4 domain) member 1 [Mus musculus (house mouse)]

Gene ID: 211945, updated on 13-Mar-2020

Summary



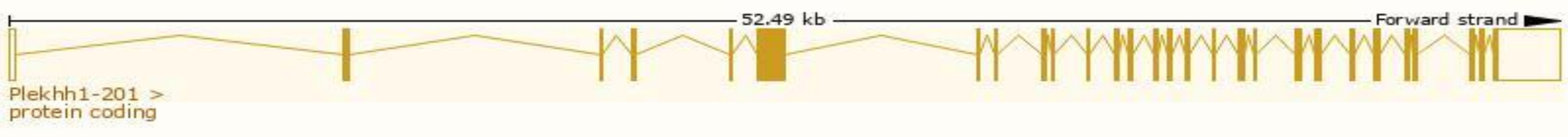
Official Symbol	Plekhh1 provided by MGI
Official Full Name	pleckstrin homology domain containing, family H (with MyTH4 domain) member 1 provided by MGI
Primary source	MGI:MGI:2144989
See related	Ensembl:ENSMUSG00000060716
Gene type	protein coding
RefSeq status	VALIDATED
Organism	Mus musculus
Lineage	Eukaryota; Metazoa; Chordata; Craniata; Vertebrata; Euteleostomi; Mammalia; Eutheria; Euarchontoglires; Glires; Rodentia; Myomorpha; Muroidea; Muridae; Murinae; Mus; Mus
Also known as	AV308913, C77772, D630024D12Rik, mKIAA1200
Expression	Broad expression in placenta adult (RPKM 18.0), colon adult (RPKM 15.8) and 20 other tissues See more
Orthologs	human all

Transcript information (Ensembl)

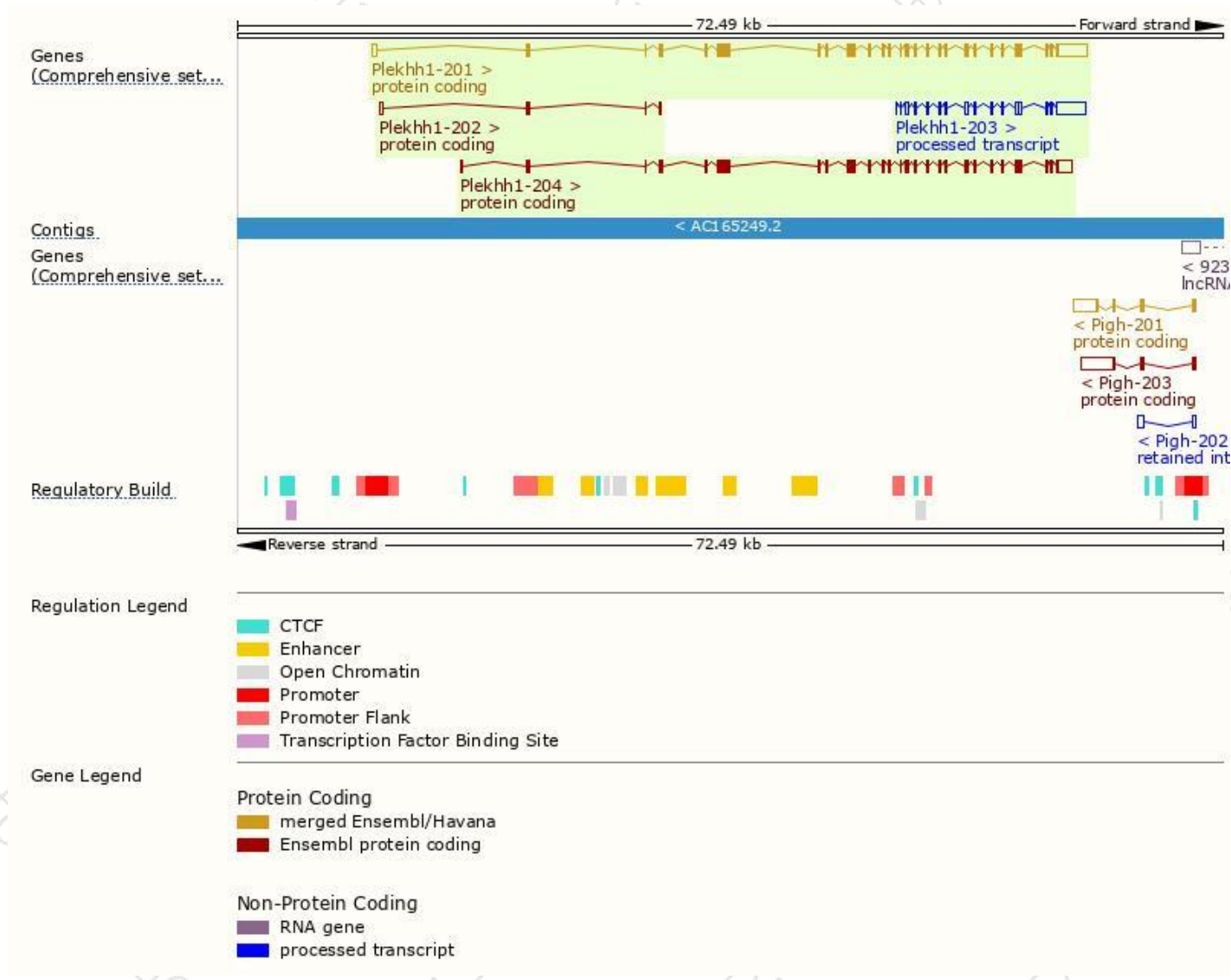
The gene has 4 transcripts,all transcripts are shown below:

Name	Transcript ID	bp	Protein	Biotype	CCDS	UniProt	Flags
Plekhh1-201	ENSMUST00000039928.6	6439	1356aa	Protein coding	CCDS49097	Q80TI1	TSL:1 GENCODE basic APPRIS P1
Plekhh1-204	ENSMUST00000219956.1	5229	1356aa	Protein coding	CCDS49097	Q80TI1	TSL:1 GENCODE basic APPRIS P1
Plekhh1-202	ENSMUST00000217954.1	430	75aa	Protein coding	-	A0A1W2P874	CDS 3' incomplete TSL:3
Plekhh1-203	ENSMUST00000219946.1	4106	No protein	Processed transcript	-	-	TSL:1

The strategy is based on the design of *Plekhh1-201* transcript,the transcription is shown below:



Genomic location distribution



Protein domain



集萃药康
GemPharmatech



If you have any questions, you are welcome to inquire.

Tel: 400-9660890

