

Necab2 Cas9-KO Strategy

Designer: Xueting Zhang

Reviewer: Daohua Xu

Design Date: 2020-8-4

Project Overview

Project Name

Necab2

Project type

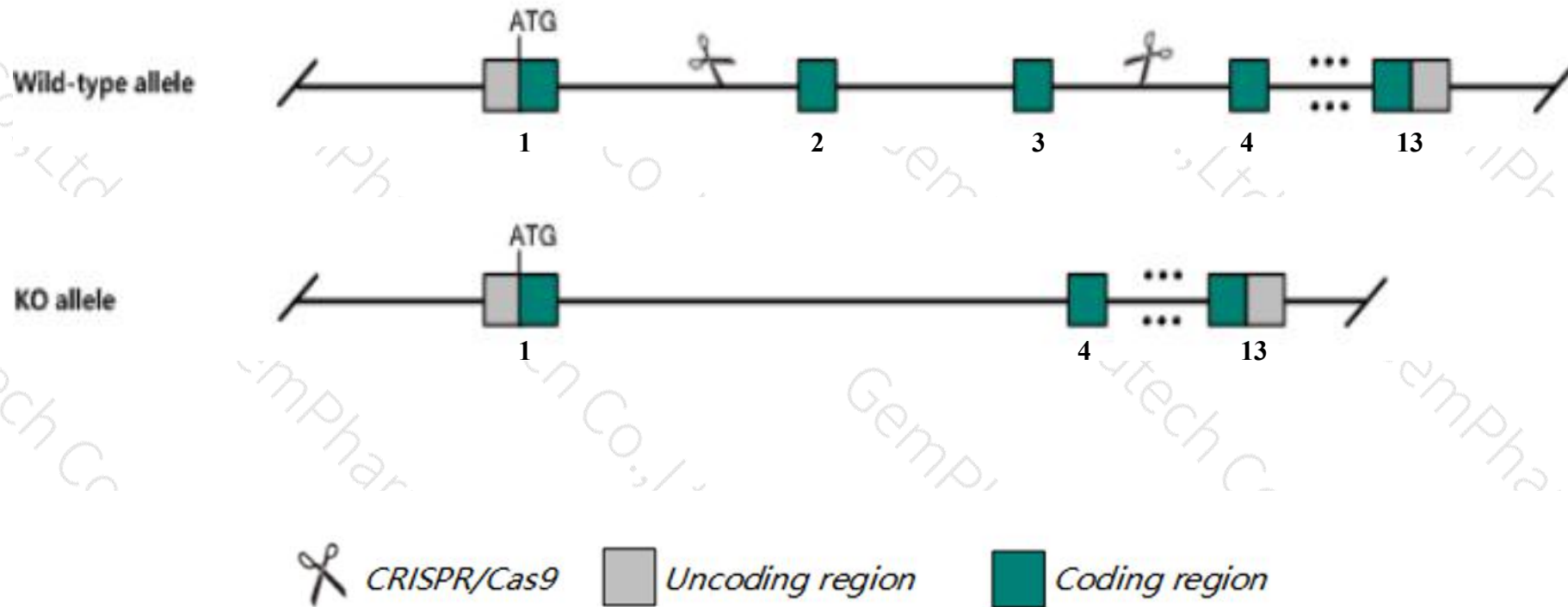
Cas9-KO

Strain background

C57BL/6JGpt

Knockout strategy

This model will use CRISPR/Cas9 technology to edit the *Necab2* gene. The schematic diagram is as follows:



- The *Necab2* gene has 2 transcripts. According to the structure of *Necab2* gene, exon2-exon3 of *Necab2*-201(ENSMUST00000098363.9) transcript is recommended as the knockout region. The region contains 134bp coding sequence. Knock out the region will result in disruption of protein function.
- In this project we use CRISPR/Cas9 technology to modify *Necab2* gene. The brief process is as follows: CRISPR/Cas9 system were microinjected into the fertilized eggs of C57BL/6JGpt mice. Fertilized eggs were transplanted to obtain positive F0 mice which were confirmed by PCR and sequencing. A stable F1 generation mouse model was obtained by mating positive F0 generation mice with C57BL/6JGpt mice.

- According to the existing MGI data, mice homozygous for a knock-out allele exhibit spermatid gigantism.
- The *Necab2* gene is located on the Chr8. If the knockout mice are crossed with other mice strains to obtain double gene positive homozygous mouse offspring, please avoid the two genes on the same chromosome.
- This strategy is designed based on genetic information in existing databases. Due to the complexity of biological processes, all risk of the gene knockout on gene transcription, RNA splicing and protein translation cannot be predicted at the existing technology level.

Gene information (NCBI)

Necab2 N-terminal EF-hand calcium binding protein 2 [Mus musculus (house mouse)]

Gene ID: 117148, updated on 13-Mar-2020

Summary




Official Symbol	Necab2 provided by MGI
Official Full Name	N-terminal EF-hand calcium binding protein 2 provided by MGI
Primary source	MGI:MGI:2152211
See related	Ensembl:ENSMUSG00000031837
Gene type	protein coding
RefSeq status	PROVISIONAL
Organism	Mus musculus
Lineage	Eukaryota; Metazoa; Chordata; Craniata; Vertebrata; Euteleostomi; Mammalia; Eutheria; Euarchontoglires; Glires; Rodentia; Myomorpha; Muroidea; Muridae; Murinae; Mus; Mus
Also known as	Efcbp2
Expression	Biased expression in frontal lobe adult (RPKM 6.6), CNS E18 (RPKM 5.5) and 10 other tissues See more
Orthologs	human all

Transcript information (Ensembl)


The gene has 2 transcripts,all transcripts are shown below:

Name	Transcript ID	bp	Protein	Biotype	CCDS	UniProt	Flags
Necab2-201	ENSMUST00000098363.9	1976	389aa	Protein coding	CCDS22705	Q91ZP9	TSL:1 GENCODE basic APPRIS P1
Necab2-202	ENSMUST00000148328.1	785	No protein	Processed transcript	-	-	TSL:5

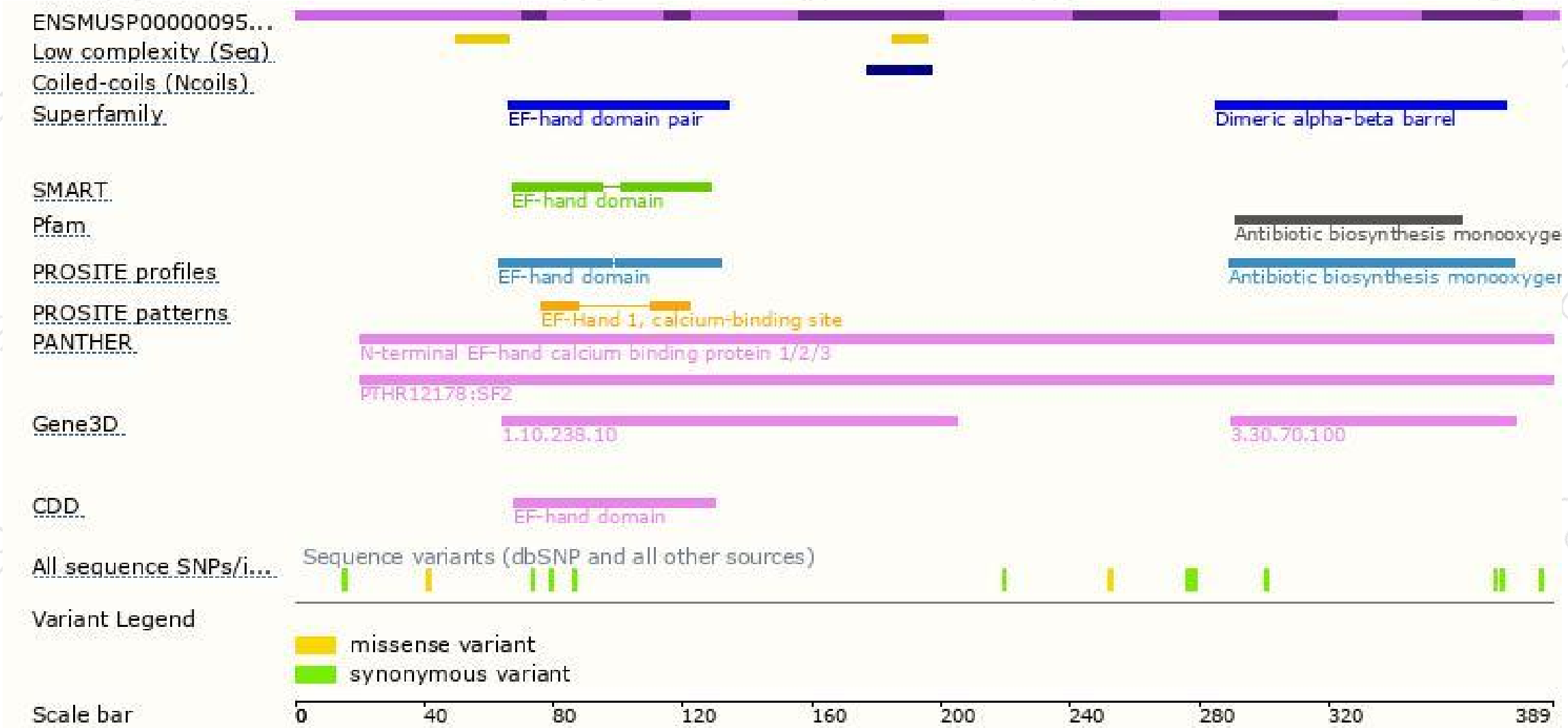
The strategy is based on the design of *Necab2-201* transcript,the transcription is shown below:




Genomic location distribution



Protein domain



Mouse phenotype description(MGI)



Phenotypes affected by the gene are marked in blue. Data quoted from MGI database(<http://www.informatics.jax.org/>).

According to the existing MGI data, mice homozygous for a knock-out allele exhibit spermatid gigantism.

If you have any questions, you are welcome to inquire.

Tel: 400-9660890

