

Plekhhf2 Cas9-KO Strategy

Designer: Xueting Zhang

Reviewer: Daohua Xu

Design Date: 2020-7-27

Project Overview

Project Name

Plekhf2

Project type

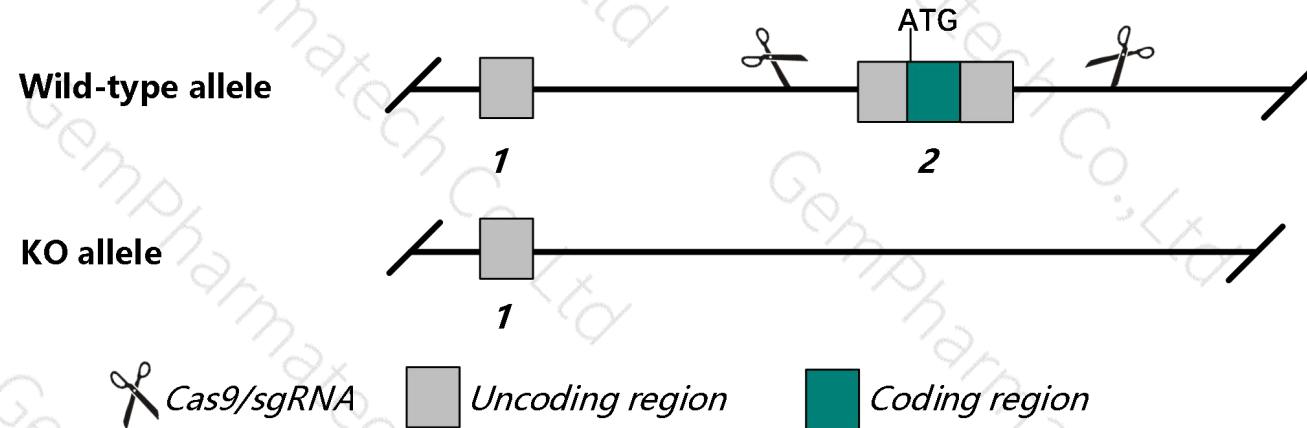
Cas9-KO

Strain background

C57BL/6JGpt

Knockout strategy

This model will use CRISPR/Cas9 technology to edit the *Plekhf2* gene. The schematic diagram is as follows:



- The *Plekhf2* gene has 2 transcripts. According to the structure of *Plekhf2* gene, exon2 of *Plekhf2*-201(ENSMUST00000054776.3) transcript is recommended as the knockout region. The region contains all of the coding sequence. Knock out the region will result in disruption of protein function.
- In this project we use CRISPR/Cas9 technology to modify *Plekhf2* gene. The brief process is as follows: CRISPR/Cas9 system were microinjected into the fertilized eggs of C57BL/6JGpt mice. Fertilized eggs were transplanted to obtain positive F0 mice which were confirmed by PCR and sequencing. A stable F1 generation mouse model was obtained by mating positive F0 generation mice with C57BL/6JGpt mice.

- The *Plekhf2* gene is located on the Chr4. If the knockout mice are crossed with other mice strains to obtain double gene positive homozygous mouse offspring, please avoid the two genes on the same chromosome.
- This strategy is designed based on genetic information in existing databases. Due to the complexity of biological processes, all risk of the gene knockout on gene transcription, RNA splicing and protein translation cannot be predicted at the existing technology level.

Gene information (NCBI)

Plekhf2 pleckstrin homology domain containing, family F (with FYVE domain) member 2 [Mus musculus (house mouse)]

Gene ID: 71801, updated on 13-Mar-2020

Summary




Official Symbol	Plekhf2 provided by MGI
Official Full Name	pleckstrin homology domain containing, family F (with FYVE domain) member 2 provided by MGI
Primary source	MGI:MGI:1919051
See related	Ensembl:ENSMUSG00000049969
Gene type	protein coding
RefSeq status	VALIDATED
Organism	Mus musculus
Lineage	Eukaryota; Metazoa; Chordata; Craniata; Vertebrata; Euteleostomi; Mammalia; Eutheria; Euarchontoglires; Glires; Rodentia; Myomorpha; Muroidea; Muridae; Murinae; Mus; Mus
Also known as	1110070J07Rik, AA673237, ZFYVE18
Expression	Ubiquitous expression in placenta adult (RPKM 15.0), liver E14 (RPKM 7.7) and 28 other tissues See more
Orthologs	human all

Transcript information (Ensembl)

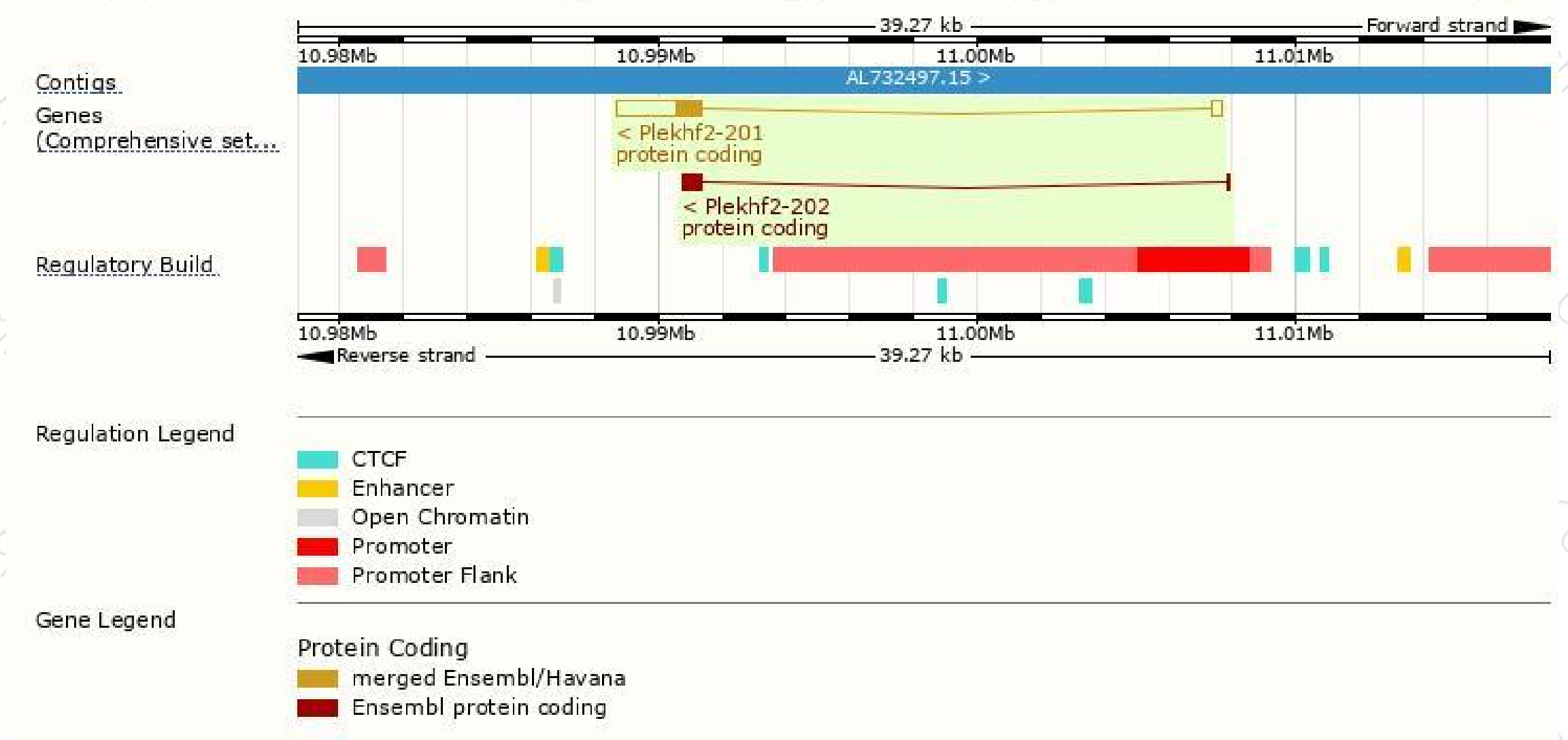
The gene has 2 transcripts,all transcripts are shown below:

Name	Transcript ID	bp	Protein	Biotype	CCDS	UniProt	Flags
Plekhf2-201	ENSMUST00000054776.3	2977	249aa	Protein coding	CCDS17962	Q91WB4	TSL:1 GENCODE basic APPRIS P1
Plekhf2-202	ENSMUST00000137891.1	668	197aa	Protein coding	-	A8Y5N8	CDS 3' incomplete TSL:3

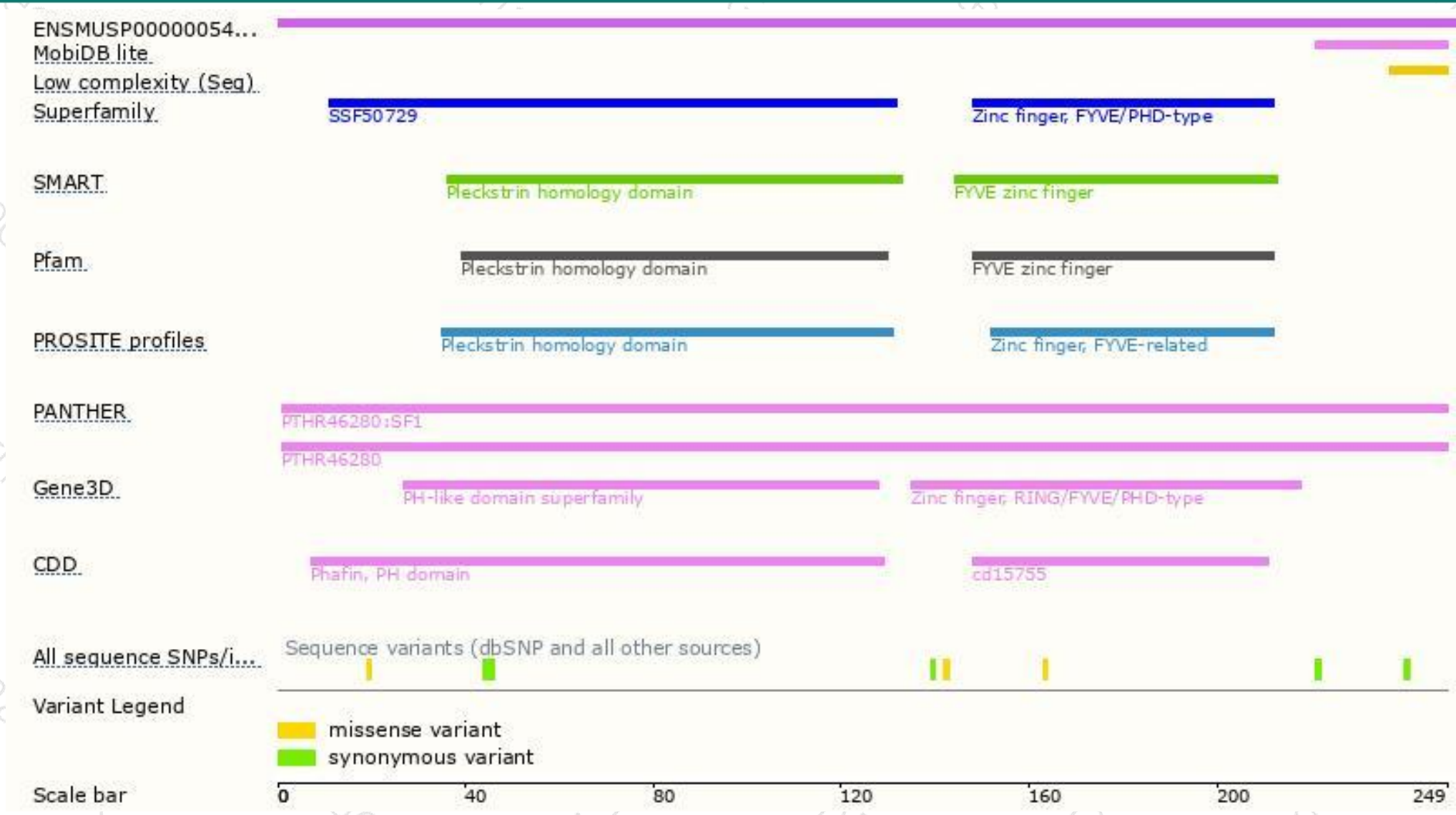
The strategy is based on the design of *Plekhf2-201* transcript,the transcription is shown below:



Genomic location distribution



Protein domain



If you have any questions, you are welcome to inquire.

Tel: 400-9660890

