

***Defb22* Cas9-KO Strategy**

Designer: JiaYu

Reviewer: Xiaojing Li

Design Date: 2020-7-20

Project Overview

Project Name

Defb22

Project type

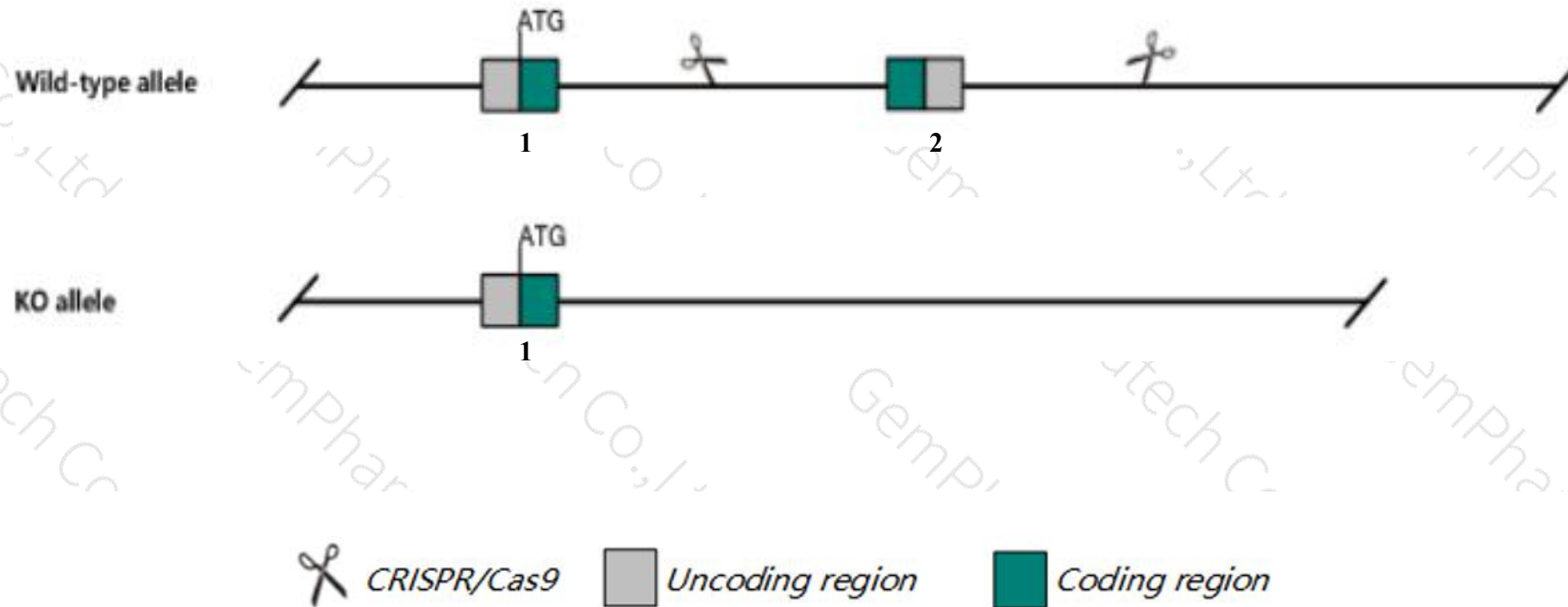
Cas9-KO

Strain background

C57BL/6JGpt

Knockout strategy

This model will use CRISPR/Cas9 technology to edit the *Defb22* gene. The schematic diagram is as follows:



- The *Defb22* gene has 1 transcript. According to the structure of *Defb22* gene, exon2 of *Defb22-201*(ENSMUST00000028966.2) transcript is recommended as the knockout region. The region contains 482bp coding sequence. Knock out the region will result in disruption of protein function.
- In this project we use CRISPR/Cas9 technology to modify *Defb22* gene. The brief process is as follows: CRISPR/Cas9 system were microinjected into the fertilized eggs of C57BL/6JGpt mice. Fertilized eggs were transplanted to obtain positive F0 mice which were confirmed by PCR and sequencing. A stable F1 generation mouse model was obtained by mating positive F0 generation mice with C57BL/6JGpt mice.

- The *Defb22* gene is located on the Chr2. If the knockout mice are crossed with other mice strains to obtain double gene positive homozygous mouse offspring, please avoid the two genes on the same chromosome.
- This strategy is designed based on genetic information in existing databases. Due to the complexity of biological processes, all risk of the gene knockout on gene transcription, RNA splicing and protein translation cannot be predicted at the existing technology level.

Gene information (NCBI)

Defb22 defensin beta 22 [Mus musculus (house mouse)]

Gene ID: 442835, updated on 13-Mar-2020

Summary



Official Symbol Defb22 provided by [MGI](#)

Official Full Name defensin beta 22 provided by [MGI](#)

Primary source [MGI:MGI:3045368](#)

See related [Ensembl:ENSMUSG00000027468](#)

Gene type protein coding

RefSeq status VALIDATED

Organism [Mus musculus](#)

Lineage Eukaryota; Metazoa; Chordata; Craniata; Vertebrata; Euteleostomi; Mammalia; Eutheria; Euarchontoglires; Glires; Rodentia; Myomorpha; Muroidea; Muridae; Murinae; Mus; Mus

Also known as 9230002F21Rik

Expression Restricted expression toward genital fat pad adult (RPKM 150.5) [See more](#)


Orthologs [human all](#)

Transcript information (Ensembl)

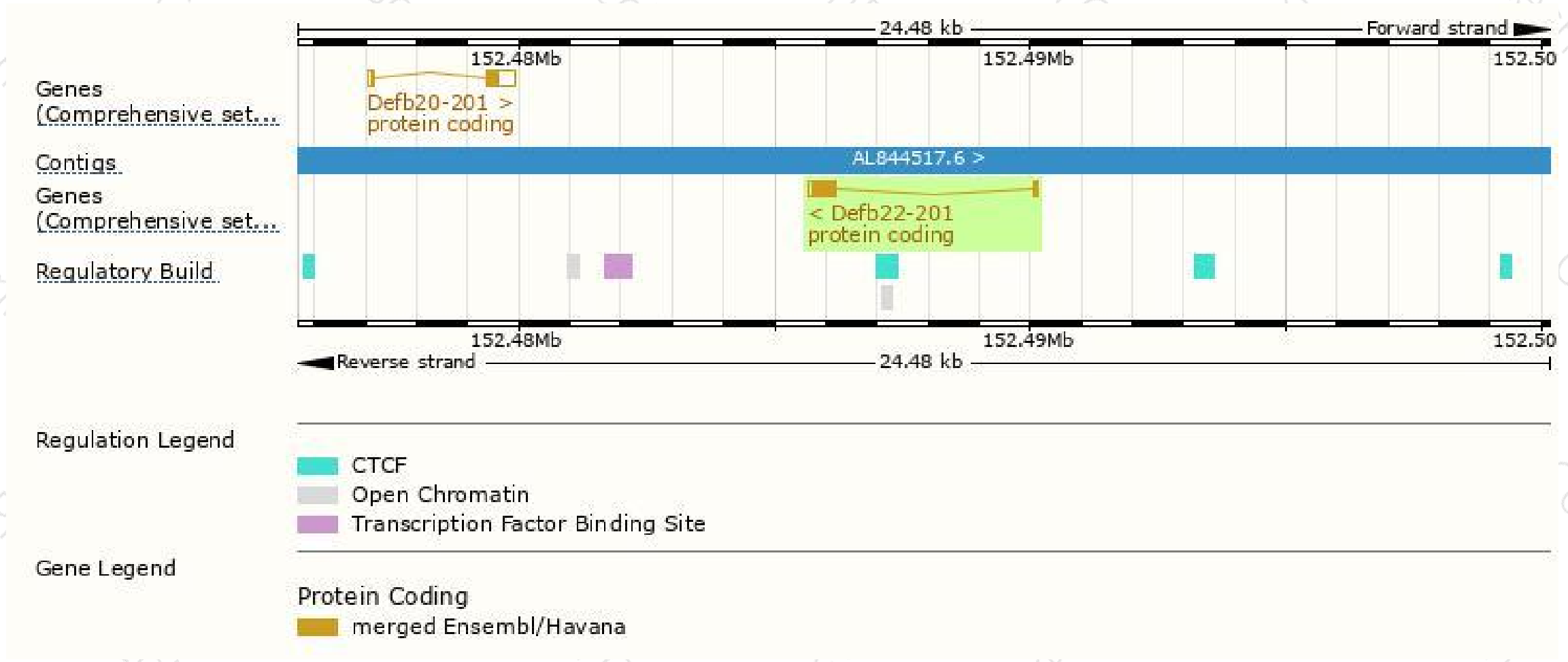
The gene has 1 transcript, and the transcript is shown below:

Name	Transcript ID	bp	Protein	Biotype	CCDS	UniProt	Flags
Defb22-201	ENSMUST00000028966.2	628	179aa	Protein coding	CCDS16887	Q8BVC1	TSL:1 GENCODE basic APPRIS P1

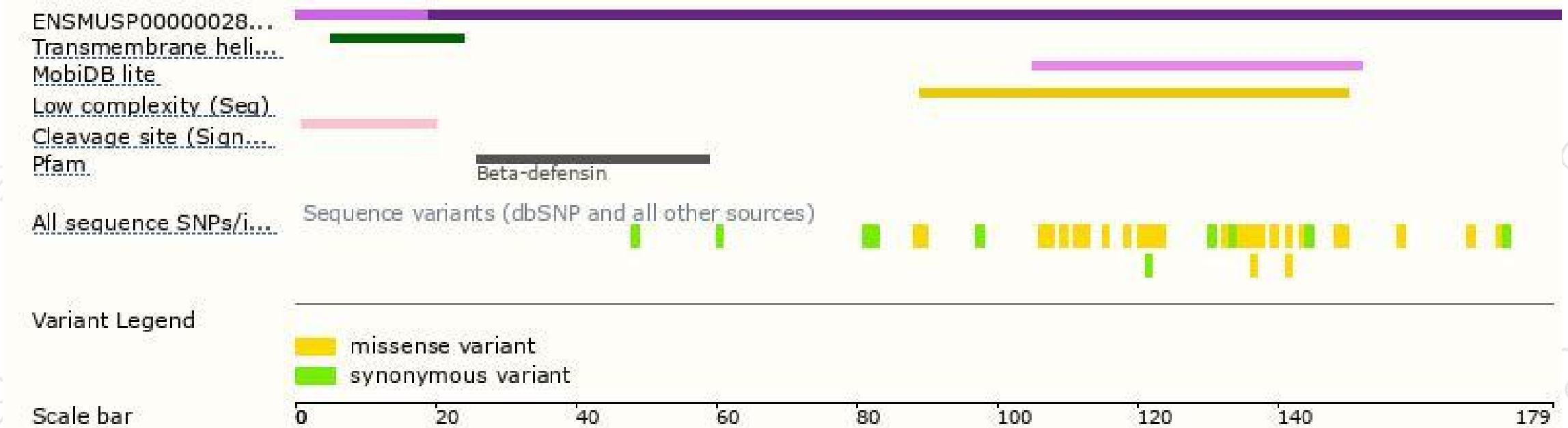
The strategy is based on the design of *Defb22-201* transcript, the transcription is shown below:



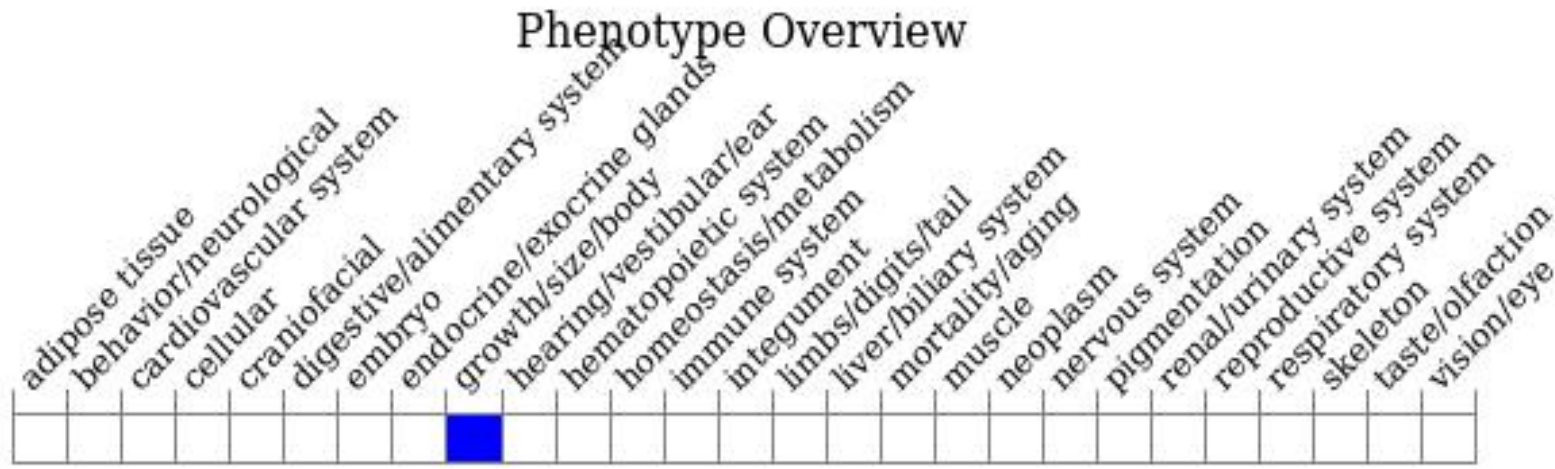
Genomic location distribution



Protein domain



Mouse phenotype description(MGI)



Phenotypes affected by the gene are marked in blue.Data quoted from MGI database(<http://www.informatics.jax.org/>).

If you have any questions, you are welcome to inquire.

Tel: 400-9660890

