

LnX2 Cas9-KO Strategy

Designer:

JiaYu

Reviewer:

Xiaojing Li

Design Date:

2020-2-28

Project Overview

Project Name

Ln_x2

Project type

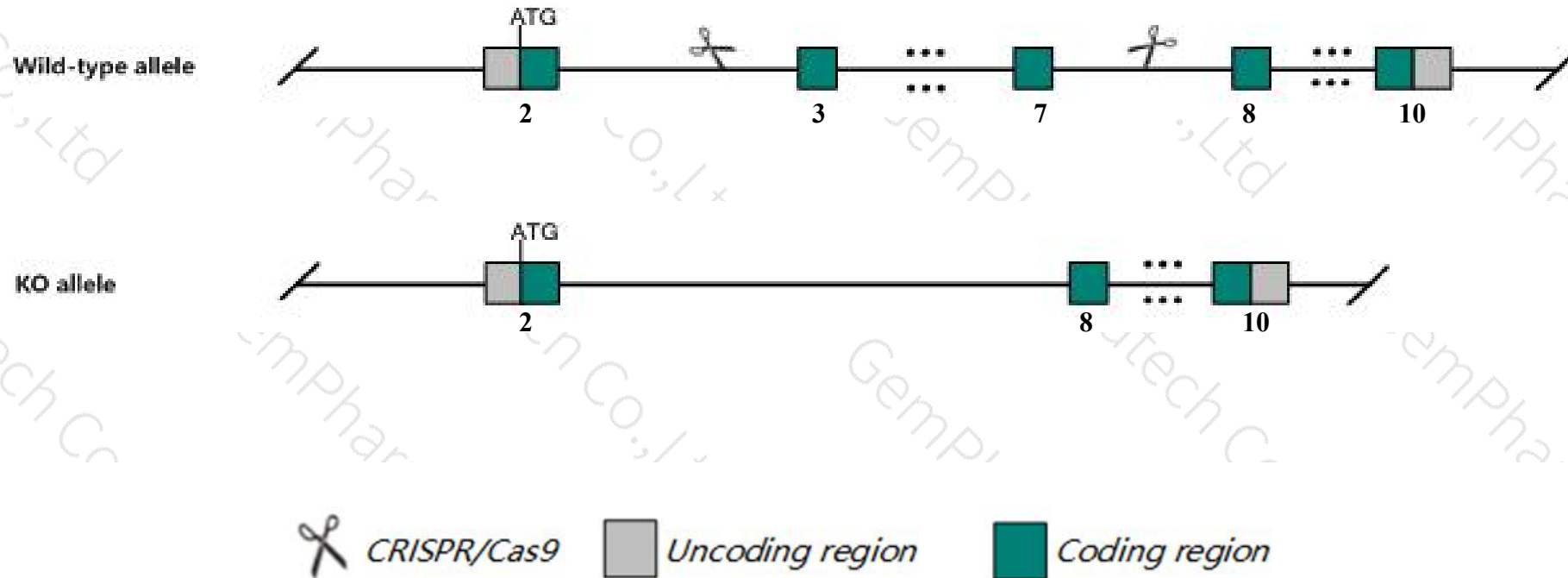
Cas9-KO

Strain background

C57BL/6JGpt

Knockout strategy

This model will use CRISPR/Cas9 technology to edit the *Ln timer* gene. The schematic diagram is as follows:



- The *Ln timer* gene has 2 transcripts. According to the structure of *Ln timer* gene, exon3-exon7 of *Ln timer*-201 (ENSMUST00000016664.7) transcript is recommended as the knockout region. The region contains 1127bp coding sequence. Knock out the region will result in disruption of protein function.
- In this project we use CRISPR/Cas9 technology to modify *Ln timer* gene. The brief process is as follows: CRISPR/Cas9 system v

- The *Ln timer* gene is located on the Chr5. If the knockout mice are crossed with other mice strains to obtain double gene positive homozygous mouse offspring, please avoid the two genes on the same chromosome.
- This Strategy is designed based on genetic information in existing databases. Due to the complexity of biological processes, all risk of the gene knockout on gene transcription, RNA splicing and protein translation cannot be predicted at the existing technology level.

Gene information (NCBI)

Ln timer of numb-protein X 2 [Mus musculus (house mouse)]

Gene ID: 140887, updated on 31-Jan-2019

Summary




Official Symbol	Ln timer provided by MGI
Official Full Name	timer of numb-protein X 2 provided by MGI
Primary source	MGI:MGI:2155959
See related	Ensembl:ENSMUSG00000016520
Gene type	protein coding
RefSeq status	VALIDATED
Organism	Mus musculus
Lineage	Eukaryota; Metazoa; Chordata; Craniata; Vertebrata; Euteleostomi; Mammalia; Eutheria; Euarchontoglires; Glires; Rodentia; Myomorpha; Muroidea; Muridae; Murinae; Mus; Mus
Also known as	9630046H24, AW209022
Expression	Ubiquitous expression in lung adult (RPKM 17.5), ovary adult (RPKM 17.1) and 28 other tissues See more
Orthologs	human all

Transcript information (Ensembl)

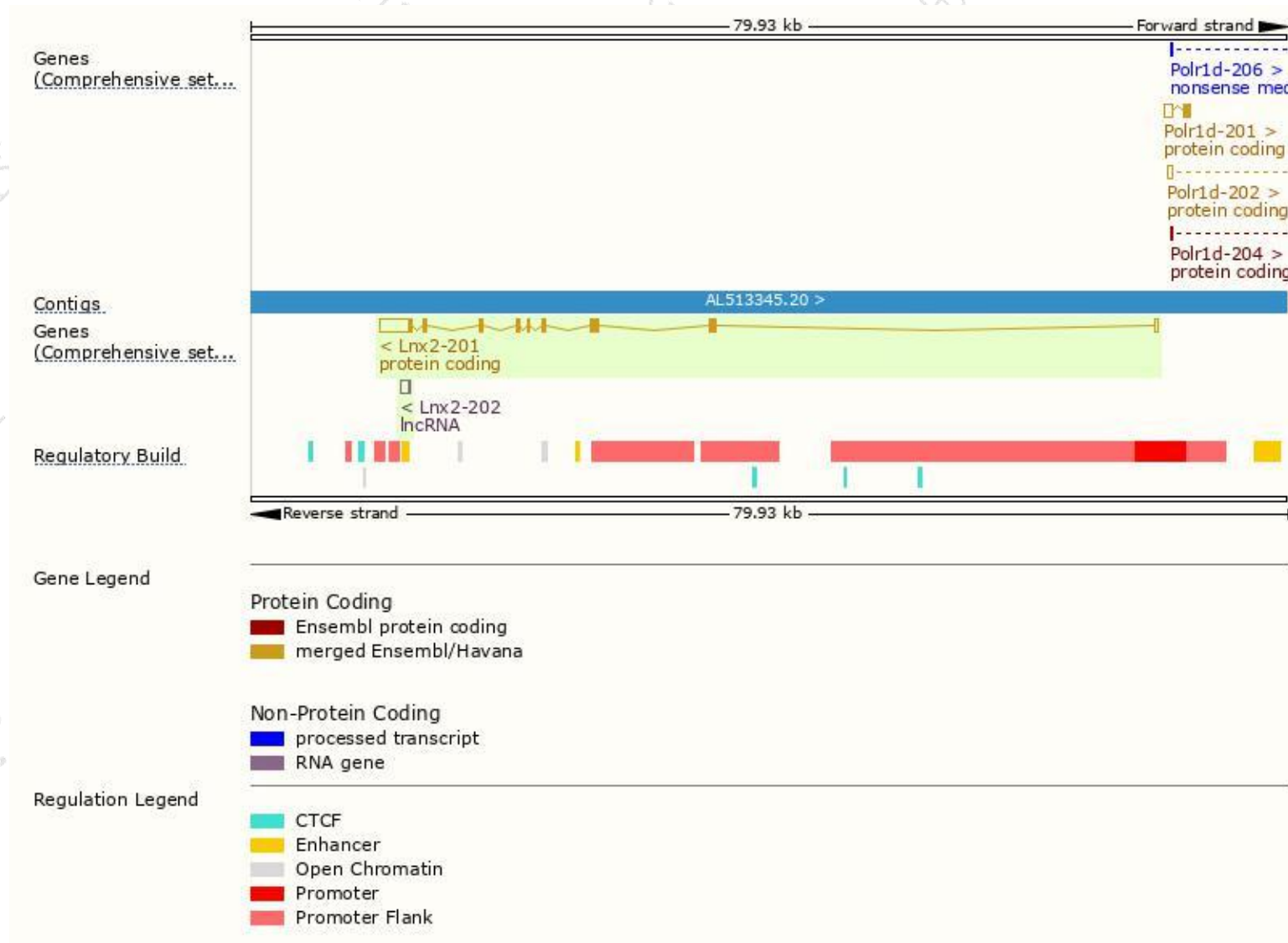
The gene has 2 transcripts,all transcripts are shown below:

Name	Transcript ID	bp	Protein	Biotype	CCDS	UniProt	Flags
Lnx2-201	ENSMUST00000016664.7	4557	687aa	Protein coding	CCDS19875	Q91XL2	TSL:1 GENCODE basic APPRIS P1
Lnx2-202	ENSMUST00000123092.1	691	No protein	lncRNA	-	-	TSL:3

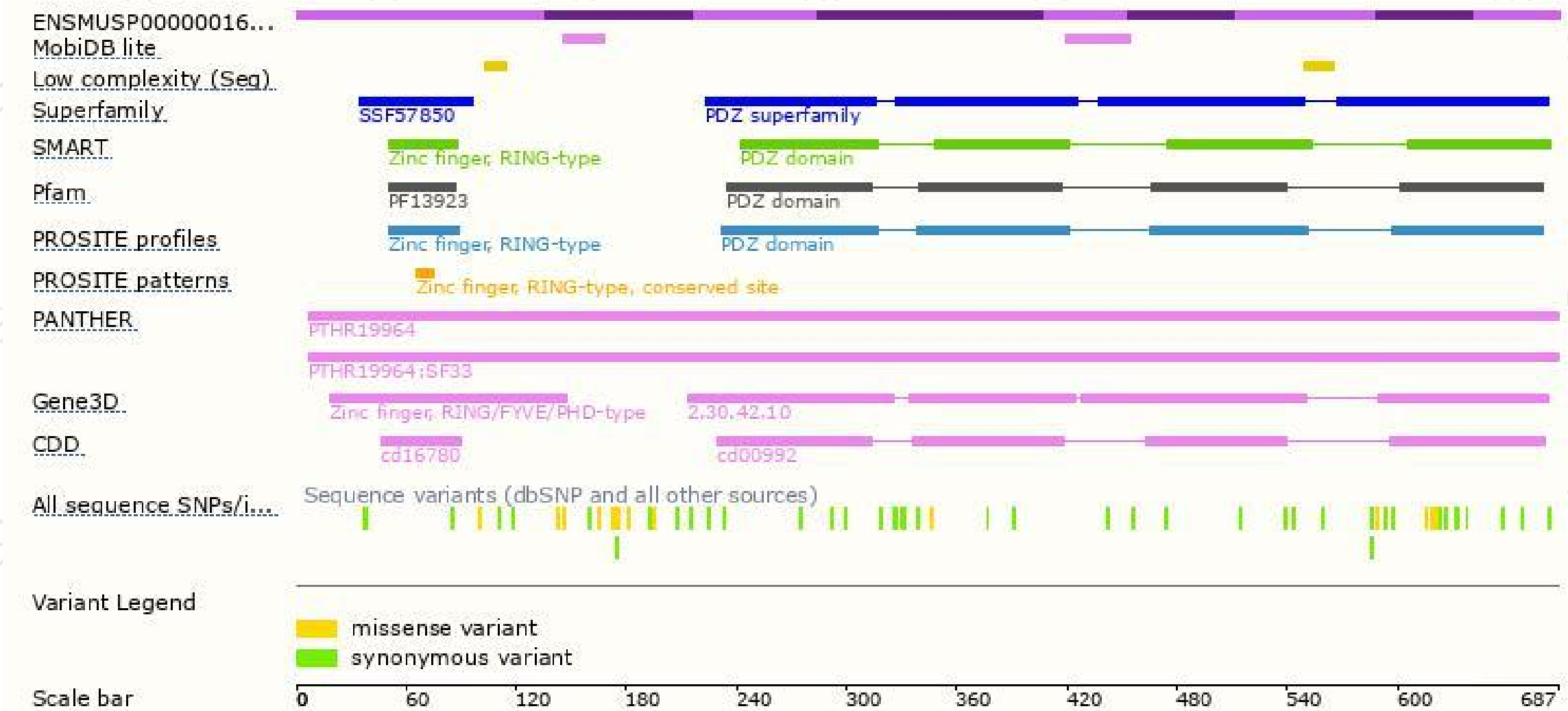
The strategy is based on the design of *Lnx2-201* transcript,The transcription is shown below



Genomic location distribution



Protein domain



If you have any questions, you are welcome to inquire.

Tel: 400-9660890

