

Zfp609 Cas9-KO Strategy

Designer:

JiaYu

Reviewer:

Xiaojing Li

Design Date:

2020-3-4

Project Overview

Project Name

Zfp609

Project type

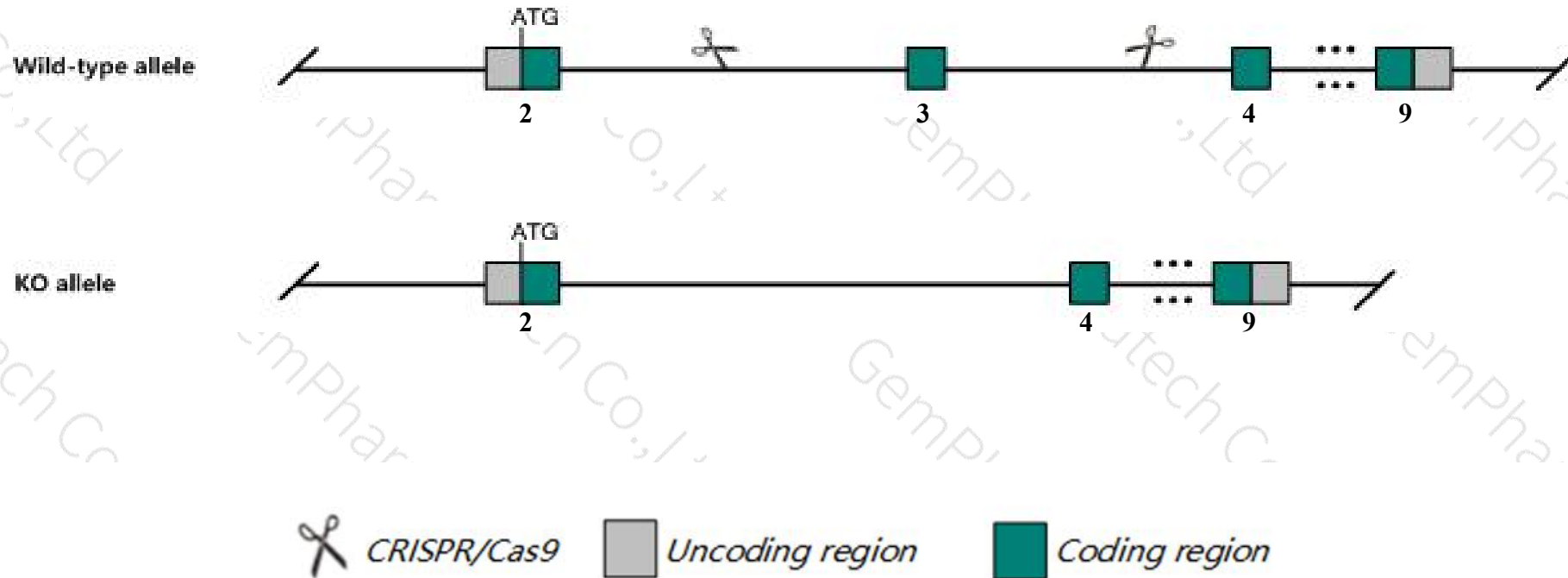
Cas9-KO

Strain background

C57BL/6JGpt

Knockout strategy

This model will use CRISPR/Cas9 technology to edit the *Zfp609* gene. The schematic diagram is as follows:



- The *Zfp609* gene has 3 transcripts. According to the structure of *Zfp609* gene, exon3 of *Zfp609-201* (ENSMUST00000159109.1) transcript is recommended as the knockout region. The region contains 226bp coding sequence. Knock out the region will result in disruption of protein function.
- In this project we use CRISPR/Cas9 technology to modify *Zfp609* gene. The brief process is as follows: CRISPR/Cas9 system

- The *Zfp609* gene is located on the Chr9. If the knockout mice are crossed with other mice strains to obtain double gene positive homozygous mouse offspring, please avoid the two genes on the same chromosome.
- Transcript 203 CDS 3' incomplete the influences is unknown.
- This Strategy is designed based on genetic information in existing databases. Due to the complexity of biological processes, all risk of the gene knockout on gene transcription, RNA splicing and protein translation cannot be predicted at the existing technology level.

Gene information (NCBI)

Zfp609 zinc finger protein 609 [Mus musculus (house mouse)]

Gene ID: 214812, updated on 31-Jan-2019

Summary



Official Symbol	Zfp609 provided by MGI
Official Full Name	zinc finger protein 609 provided by MGI
Primary source	MGI:MGI:2674092
See related	Ensembl:ENSMUSG00000040524
Gene type	protein coding
RefSeq status	VALIDATED
Organism	Mus musculus
Lineage	Eukaryota; Metazoa; Chordata; Craniata; Vertebrata; Euteleostomi; Mammalia; Eutheria; Euarchontoglires; Glires; Rodentia; Myomorpha; Muroidea; Muridae; Murinae; Mus; Mus
Also known as	9830165N24, BC016271, Znf609, mKIAA0295
Expression	Ubiquitous expression in CNS E11.5 (RPKM 8.8), CNS E14 (RPKM 8.3) and 28 other tissues See more
Orthologs	human all

Transcript information (Ensembl)

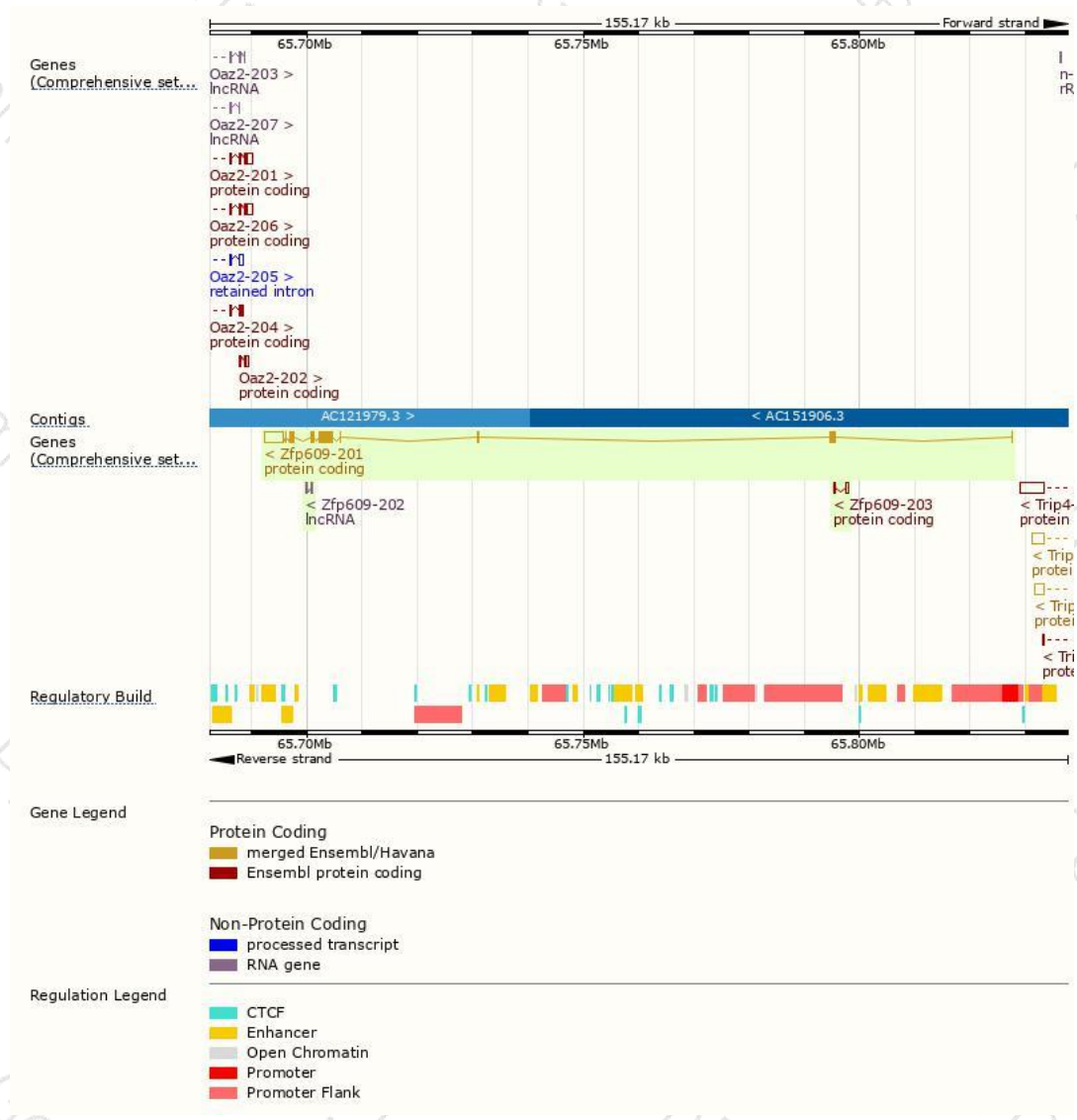
The gene has 3 transcripts,all transcripts are shown below:

Name	Transcript ID	bp	Protein	Biotype	CCDS	UniProt	Flags
Zfp609-201	ENSMUST00000159109.1	7777	1413aa	Protein coding	CCDS23297	Q8BZ47	TSL:5 GENCODE basic APPRIS P1
Zfp609-203	ENSMUST00000160747.1	597	46aa	Protein coding	-	E0CYU4	CDS 3' incomplete TSL:3
Zfp609-202	ENSMUST00000159878.1	483	No protein	lncRNA	-	-	TSL:5

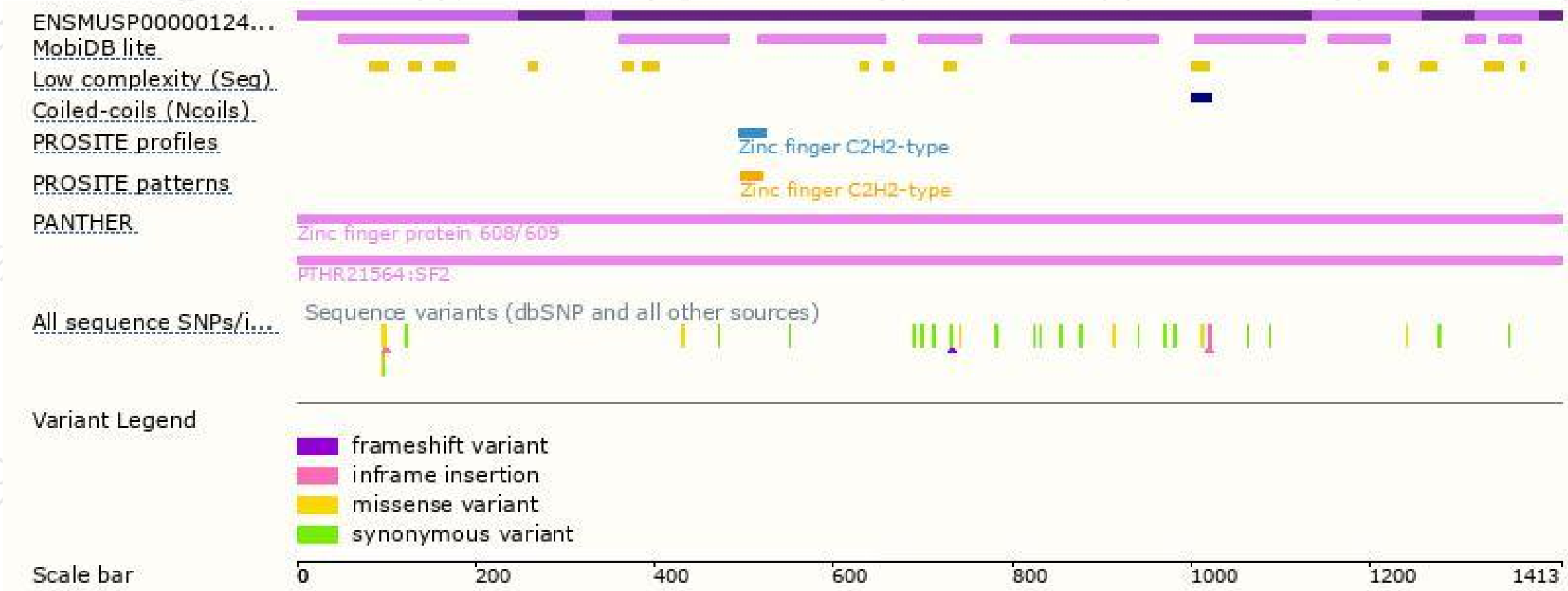
The strategy is based on the design of *Zfp609-201* transcript,The transcription is shown below




Genomic location distribution



Protein domain



Mouse phenotype description(MGI)



Phenotypes affected by the gene are marked in blue. Data quoted from MGI database(<http://www.informatics.jax.org/>).

If you have any questions, you are welcome to inquire.

Tel: 400-9660890

