

GzmK Cas9-KO Strategy

Designer:

JiaYu

Reviewer:

Xiaojing Li

Design Date:

2020-2-13

Project Overview

Project Name

Gzmk

Project type

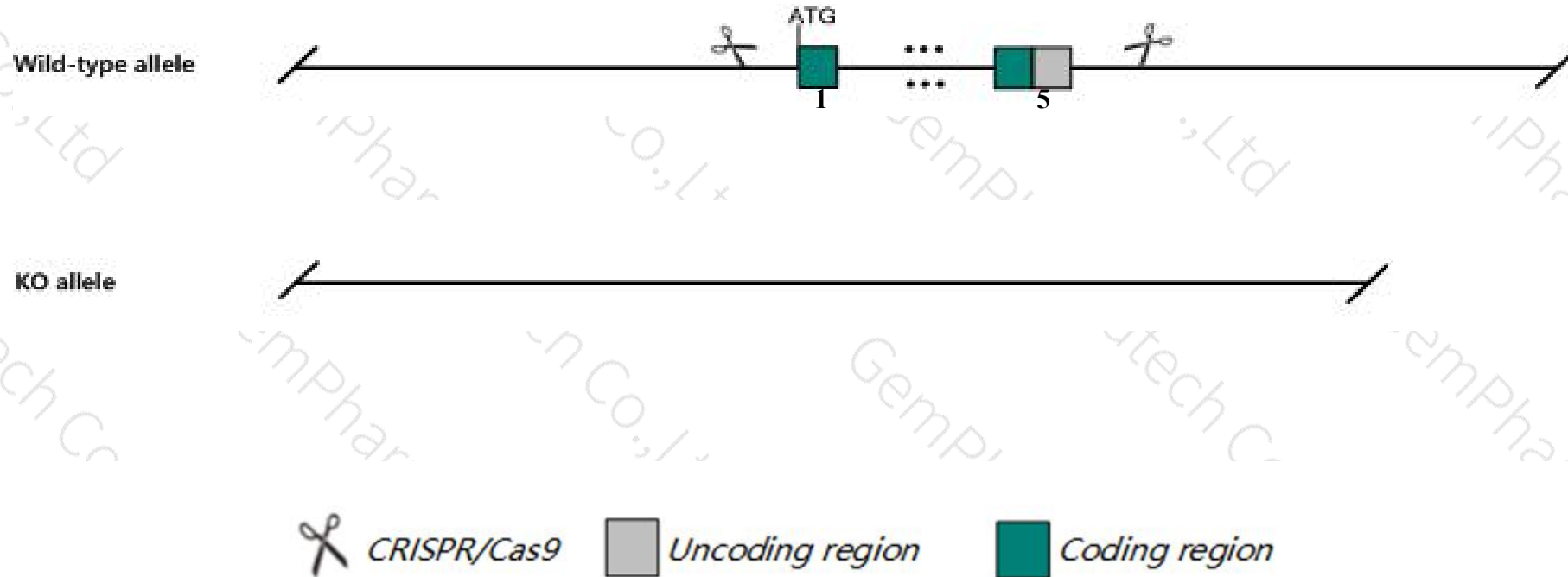
Cas9-KO

Strain background

C57BL/6JGpt

Knockout strategy

This model will use CRISPR/Cas9 technology to edit the *Gzmk* gene. The schematic diagram is as follows:



- The *Gzmk* gene has 3 transcripts. According to the structure of *Gzmk* gene, exon1-exon5 of *Gzmk-201* (ENSMUST00000038212.13) transcript is recommended as the knockout region. The region contains all of the coding sequence. Knock out the region will result in disruption of protein function.
- In this project we use CRISPR/Cas9 technology to modify *Gzmk* gene. The brief process is as follows: CRISPR/Cas9 system

- The *Gzmk* gene is located on the Chr13. If the knockout mice are crossed with other mice strains to obtain double gene positive homozygous mouse offspring, please avoid the two genes on the same chromosome.
- This Strategy is designed based on genetic information in existing databases. Due to the complexity of biological processes, all risk of the gene knockout on gene transcription, RNA splicing and protein translation cannot be predicted at the existing technology level.

Gene information (NCBI)

Gzmk granzyme K [Mus musculus (house mouse)]

Gene ID: 14945, updated on 5-Feb-2019

Summary




Official Symbol	Gzmk provided by MGI
Official Full Name	granzyme K provided by MGI
Primary source	MGI:MGI:1298232
See related	Ensembl:ENSMUSG00000042385
Gene type	protein coding
RefSeq status	VALIDATED
Organism	Mus musculus
Lineage	Eukaryota; Metazoa; Chordata; Craniata; Vertebrata; Euteleostomi; Mammalia; Eutheria; Euarchontoglires; Glires; Rodentia; Myomorpha; Muroidea; Muridae; Murinae; Mus; Mus
Expression	Low expression observed in reference dataset See more
Orthologs	human all

Transcript information (Ensembl)

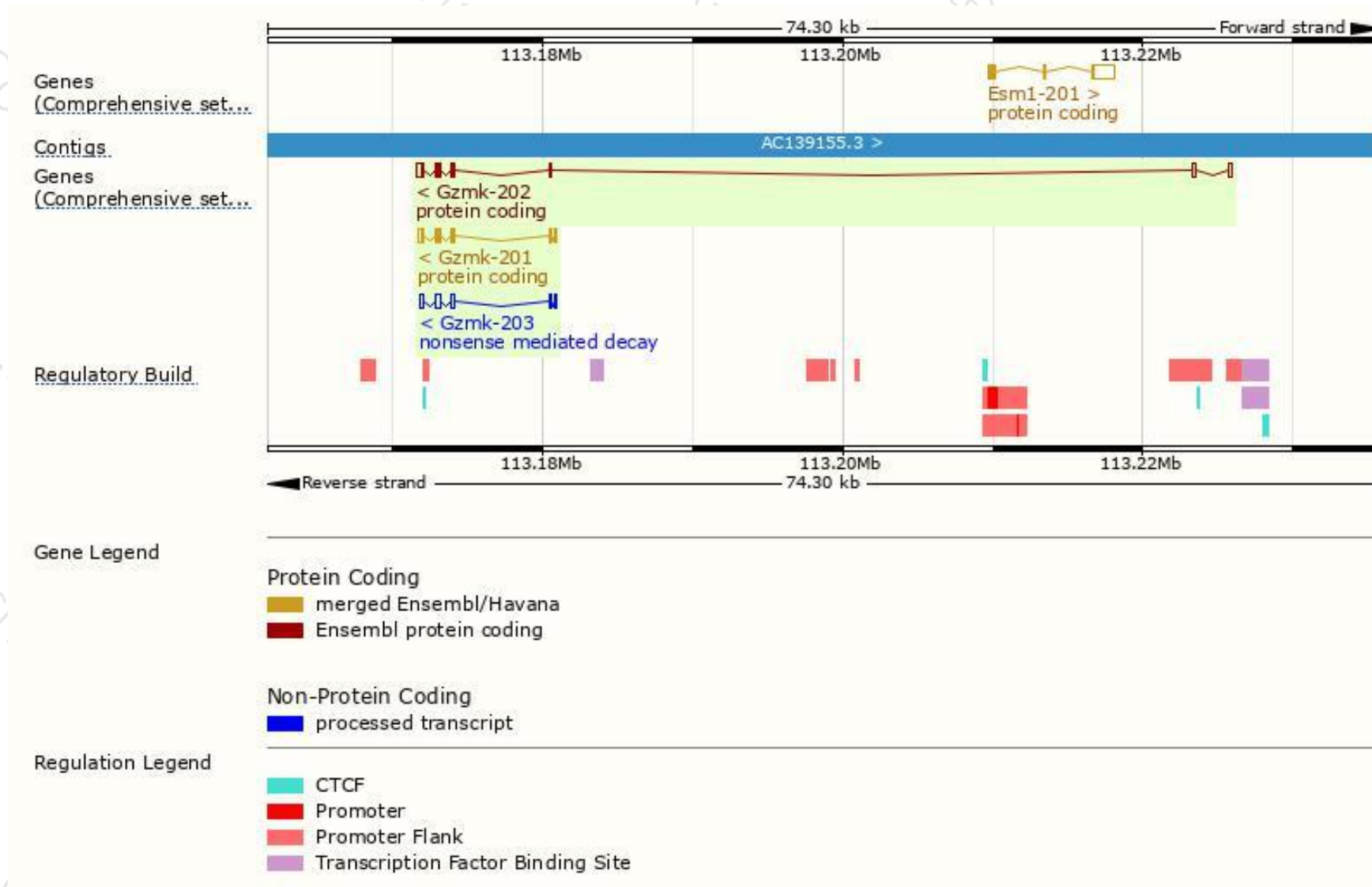
The gene has 3 transcripts,all transcripts are shown below:

Name	Transcript ID	bp	Protein	Biotype	CCDS	UniProt	Flags
Gzmk-201	ENSMUST00000038212.13	1028	263aa	Protein coding	CCDS26783	Q35205	TSL:1 GENCODE basic APPRIS P1
Gzmk-202	ENSMUST00000122399.7	1304	224aa	Protein coding	-	D3Z594	TSL:1 GENCODE basic
Gzmk-203	ENSMUST00000140324.1	889	69aa	Nonsense mediated decay	-	D6RE36	TSL:5

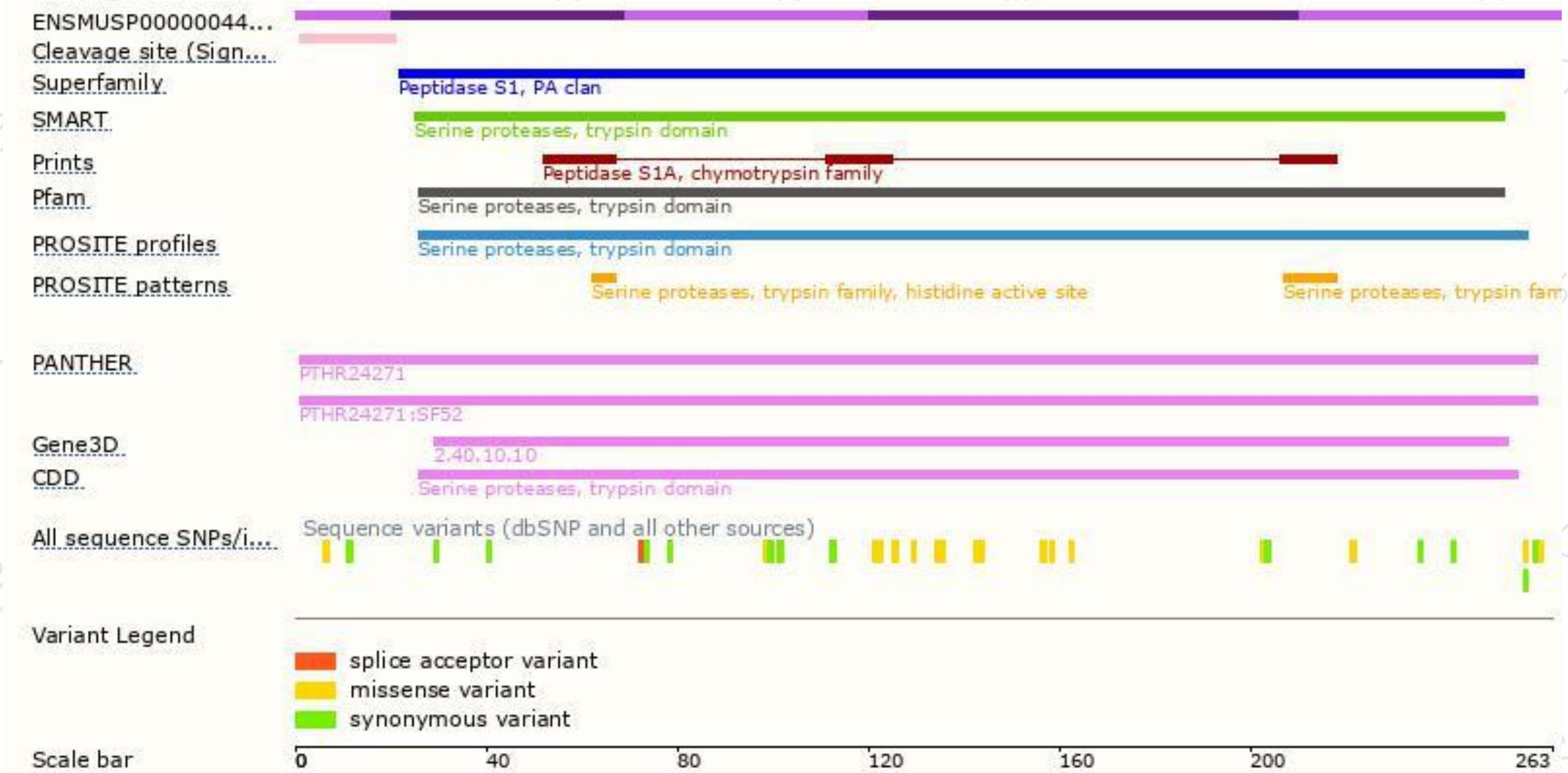
The strategy is based on the design of *Gzmk-201* transcript,The transcription is shown below



Genomic location distribution



Protein domain



If you have any questions, you are welcome to inquire.

Tel: 400-9660890

