

Ramp3 Cas9-KO Strategy

Designer: Xueting Zhang

Reviewer: Yanhua Shen

Date: 2020-02-12

Project Overview

Project Name

Ramp3

Project type

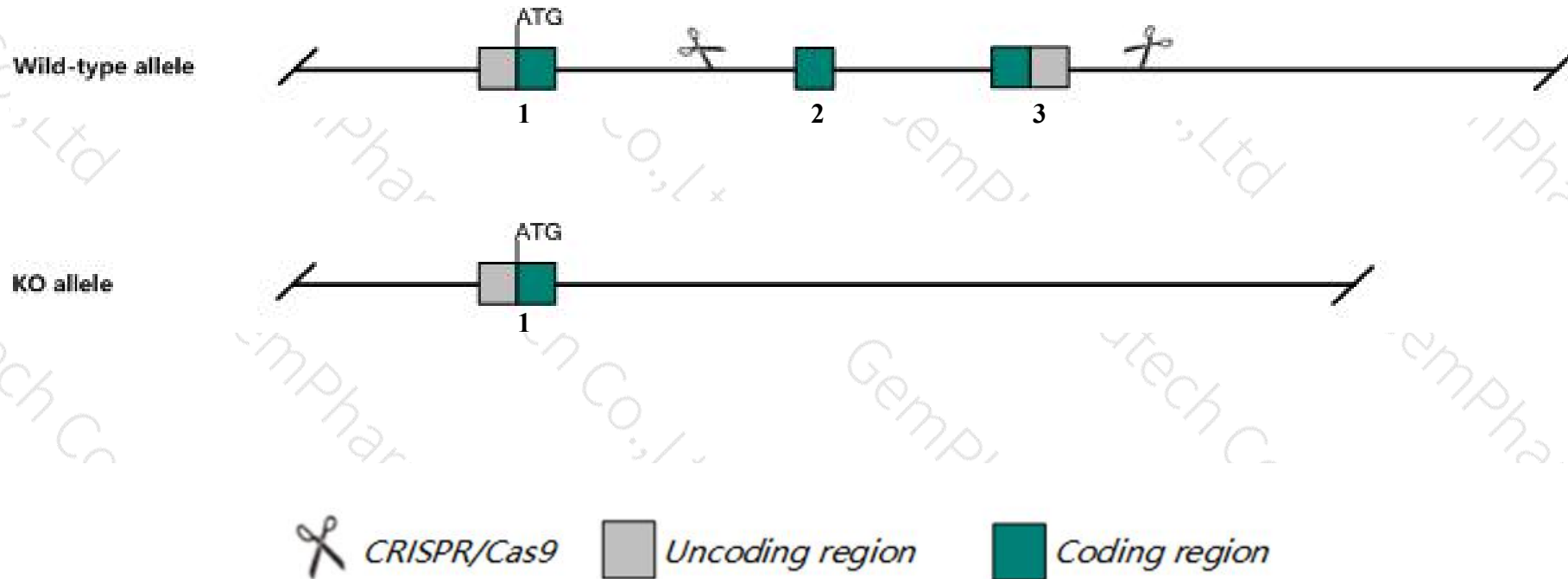
Cas9-KO

Strain background

C57BL/6JGpt

Knockout strategy

This model will use CRISPR/Cas9 technology to edit the *Ramp3* gene. The schematic diagram is as follows:



- The *Ramp3* gene has 2 transcripts. According to the structure of *Ramp3* gene, exon2-exon3 of *Ramp3-201* (ENSMUST00000045374.7) transcript is recommended as the knockout region. The region contains most of the coding sequence. Knock out the region will result in disruption of protein function.
- In this project we use CRISPR/Cas9 technology to modify *Ramp3* gene. The brief process is as follows: CRISPR/Cas9 system

- According to the existing MGI data, Mice homozygous for a null allele exhibit decreased body weight at 6 months of age.
- The *Ramp3* gene is located on the Chr11. If the knockout mice are crossed with other mice strains to obtain double gene positive homozygous mouse offspring, please avoid the two genes on the same chromosome.
- This Strategy is designed based on genetic information in existing databases. Due to the complexity of biological processes, all risk of the gene knockout on gene transcription, RNA splicing and protein translation cannot be predicted at the existing technology level.

Gene information (NCBI)

Ramp3 receptor (calcitonin) activity modifying protein 3 [*Mus musculus* (house mouse)]

Gene ID: 56089, updated on 12-Aug-2019

Summary

- Official Symbol** Ramp3 provided by [MGI](#)
- Official Full Name** receptor (calcitonin) activity modifying protein 3 provided by [MGI](#)
- Primary source** [MGI:MGI:1860292](#)
- See related** [Ensembl:ENSMUSG000000041046](#)
- Gene type** protein coding
- RefSeq status** VALIDATED
- Organism** [Mus musculus](#)
- Lineage** Eukaryota; Metazoa; Chordata; Craniata; Vertebrata; Euteleostomi; Mammalia; Eutheria; Euarchontoglires; Glires; Rodentia; Myomorpha; Muroidea; Muridae; Murinae; Mus; Mus
- Also known as** AI850306
- Expression** Biased expression in genital fat pad adult (RPKM 64.0), subcutaneous fat pad adult (RPKM 53.0) and 9 other tissues [See more](#)
- Orthologs** [human](#) [all](#)

Genomic context

Location: 11 A1; 11 4.61 cM See Ramp3 in [Genome Data Viewer](#)

Exon count: 4


Annotation release	Status	Assembly	Chr	Location
108	current	GRCm38.p6 (GCF_000001635.26)	11	NC_000077.6 (6658506..6677478)
Build 37.2	previous assembly	MGSCv37 (GCF_000001635.18)	11	NC_000077.5 (6558536..6577478)

Transcript information (Ensembl)


The gene has 2 transcripts,all transcripts are shown below:

Name	Transcript ID	bp	Protein	Biotype	CCDS	UniProt	Flags
Ramp3-201	ENSMUST00000045374.7	1233	147aa	Protein coding	CCDS24425	Q9WUP1	TSL:1 GENCODE basic APPRIS P1
Ramp3-202	ENSMUST00000139540.1	1333	No protein	lncRNA	-	-	TSL:1

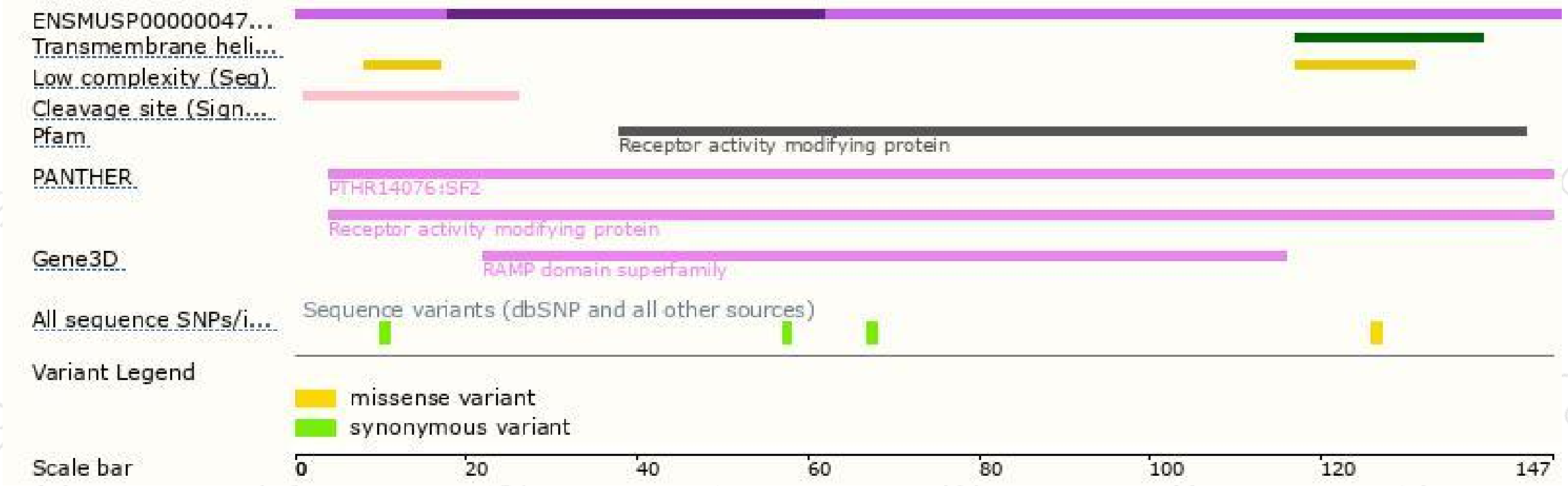
The strategy is based on the design of *Ramp3-201* transcript,The transcription is shown below



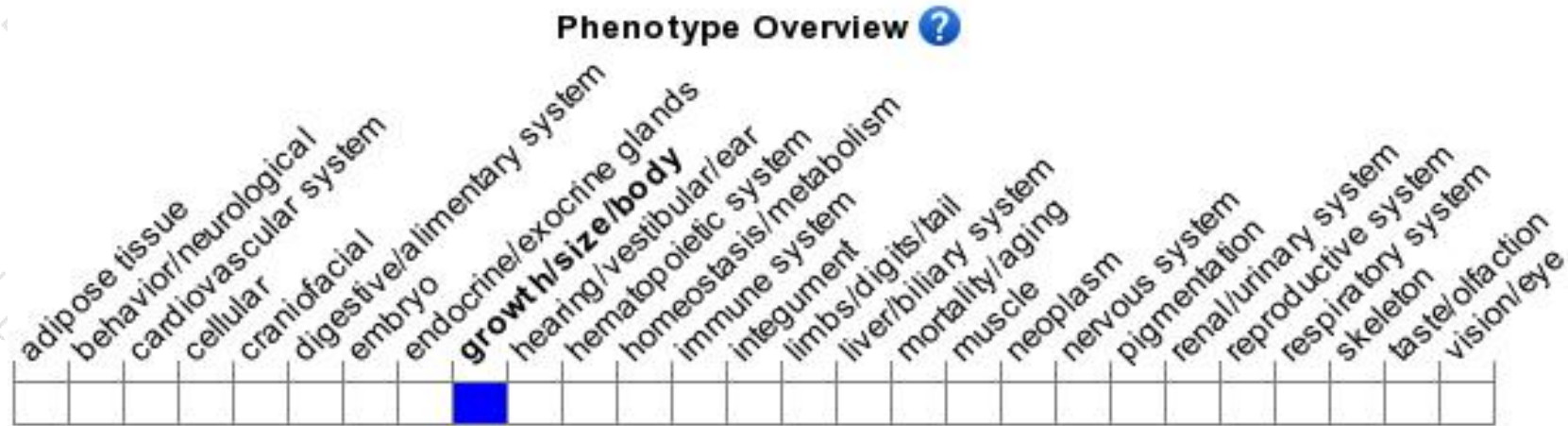
Genomic location distribution



Protein domain



Mouse phenotype description(MGI)



Phenotypes affected by the gene are marked in blue. Data quoted from MGI database(<http://www.informatics.jax.org/>).

According to the existing MGI data, Mice homozygous for a null allele exhibit decreased body weight at 6 months of age.

If you have any questions, you are welcome to inquire.

Tel: 400-9660890

