

# ***Srpx2 Cas9-CKO Strategy***

**Designer: Huimin Su**

**Reviewer: Ruiuri Zhang**

**Design Date: 2020-7-23**

# Project Overview

**Project Name**

*Srpx2*

**Project type**

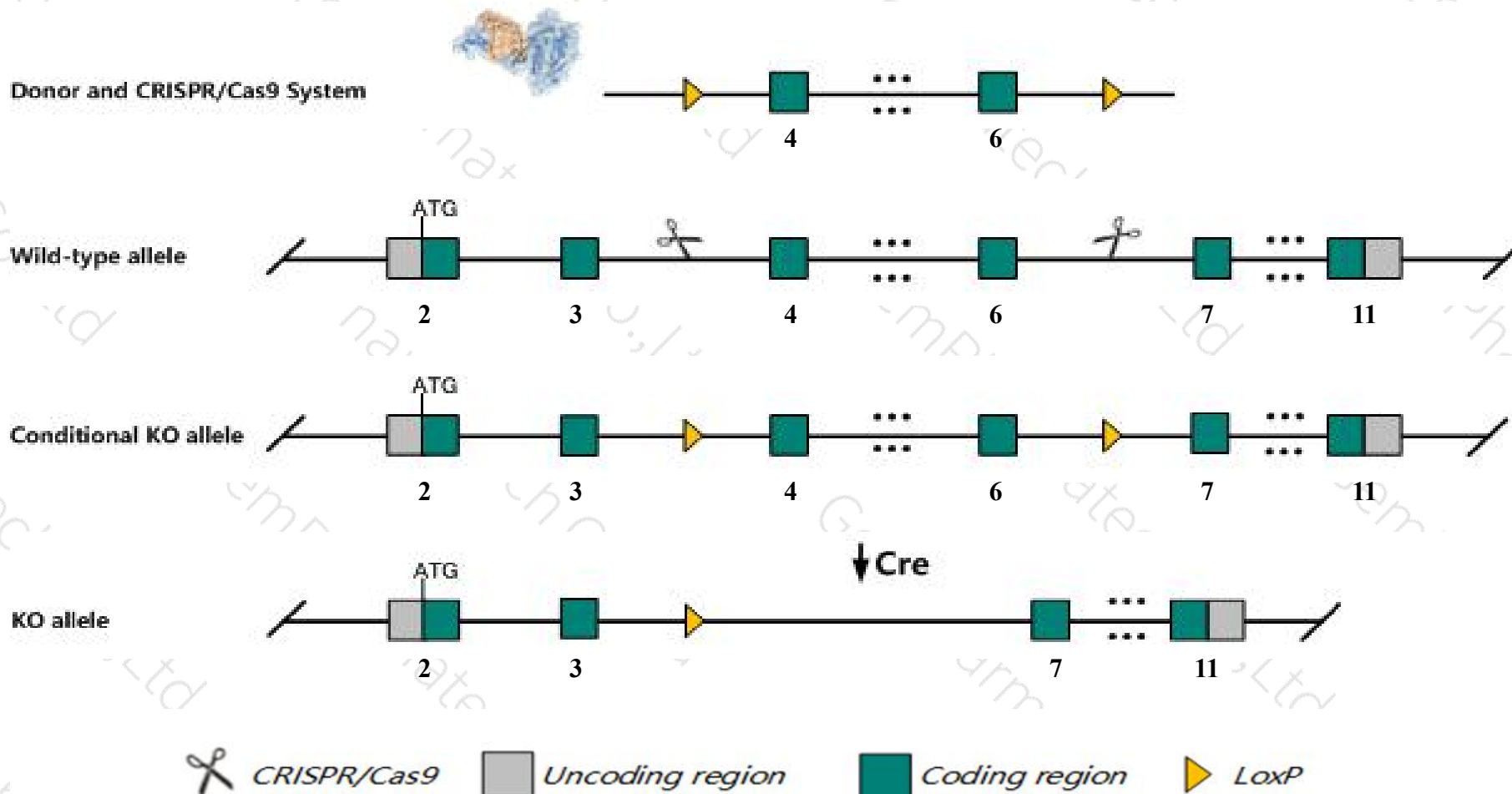
**Cas9-CKO**

**Strain background**

**C57BL/6JGpt**

# Conditional Knockout strategy

This model will use CRISPR/Cas9 technology to edit the *SrpX2* gene. The schematic diagram is as follows:



# Technical routes

- The *Srpx2* gene has 2 transcripts. According to the structure of *Srpx2* gene, exon4-exon6 of *Srpx2*-202(ENSMUST00000113304.1) transcript is recommended as the knockout region. The region contains 496bp coding sequence. Knock out the region will result in disruption of protein function.
- In this project we use CRISPR/Cas9 technology to modify *Srpx2* gene. The brief process is as follows: CRISPR/Cas9 system and Donor were microinjected into the fertilized eggs of C57BL/6JGpt mice. Fertilized eggs were transplanted to obtain positive F0 mice which were confirmed by PCR and sequencing. A stable F1 generation mouse model was obtained by mating positive F0 generation mice with C57BL/6JGpt mice.
- The flox mice will be knocked out after mating with mice expressing Cre recombinase, resulting in the loss of function of the target gene in specific tissues and cell types.

- According to the existing MGI data, mice homozygous for a null allele exhibit abnormal vocalization and response to social novelty.
- The *Srpx2* gene is located on the ChrX. If the knockout mice are crossed with other mice strains to obtain double gene positive homozygous mouse offspring, please avoid the two genes on the same chromosome.
- This strategy is designed based on genetic information in existing databases. Due to the complexity of biological processes, all risk of loxp insertion on gene transcription, RNA splicing and protein translation cannot be predicted at existing technological level.



# Gene information (NCBI)

## Srpx2 sushi-repeat-containing protein, X-linked 2 [ *Mus musculus* (house mouse) ]

Gene ID: 68792, updated on 18-Jul-2020

### Summary



Official Symbol	Srpx2 provided by <a href="#">MGI</a>
Official Full Name	sushi-repeat-containing protein, X-linked 2 provided by <a href="#">MGI</a>
Primary source	<a href="#">MGI:MGI:1916042</a>
See related	<a href="#">Ensembl:ENSMUSG00000031253</a>
Gene type	protein coding
RefSeq status	VALIDATED
Organism	<a href="#">Mus musculus</a>
Lineage	Eukaryota; Metazoa; Chordata; Craniata; Vertebrata; Euteleostomi; Mammalia; Eutheria; Euarchontoglires; Glires; Rodentia; Myomorpha; Muroidea; Muridae; Murinae; Mus; Mus
Also known as	SRP; SRPUL; 1110039C07Rik
Expression	Broad expression in subcutaneous fat pad adult (RPKM 8.1), mammary gland adult (RPKM 5.6) and 18 other tissues <a href="#">See more</a>
Orthologs	<a href="#">human</a> <a href="#">all</a>

# Transcript information (Ensembl)

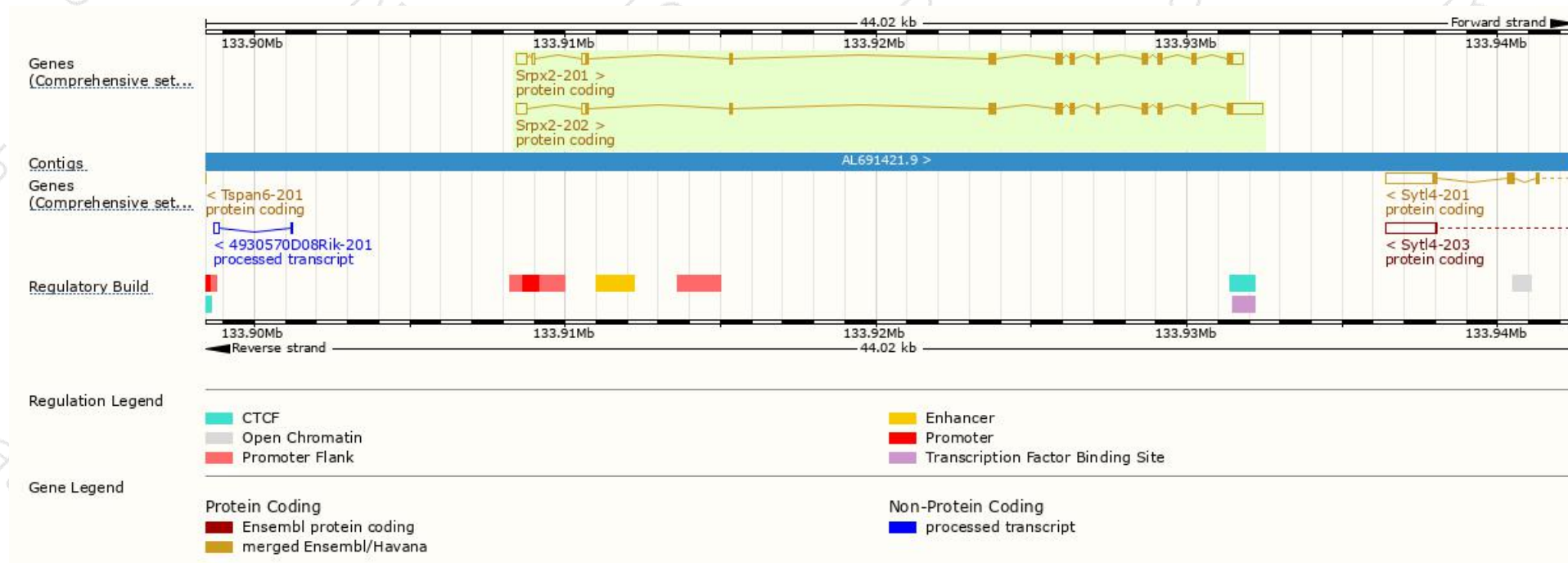
The gene has 2 transcripts,all transcripts are shown below:

Name	Transcript ID	bp	Protein	Biotype	CCDS	UniProt	Flags		
Srpx2-202	<a href="#">ENSMUST00000113304.1</a>	2848	<a href="#">468aa</a>	Protein coding	<a href="#">CCDS41119</a>	<a href="#">Q8R054</a>	TSL:1	GENCODE basic	APPRIS P1
Srpx2-201	<a href="#">ENSMUST00000033606.14</a>	2290	<a href="#">468aa</a>	Protein coding	<a href="#">CCDS41119</a>	<a href="#">Q8R054</a>	TSL:1	GENCODE basic	APPRIS P1

The strategy is based on the design of *Srpx2-202* transcript,the transcription is shown below:

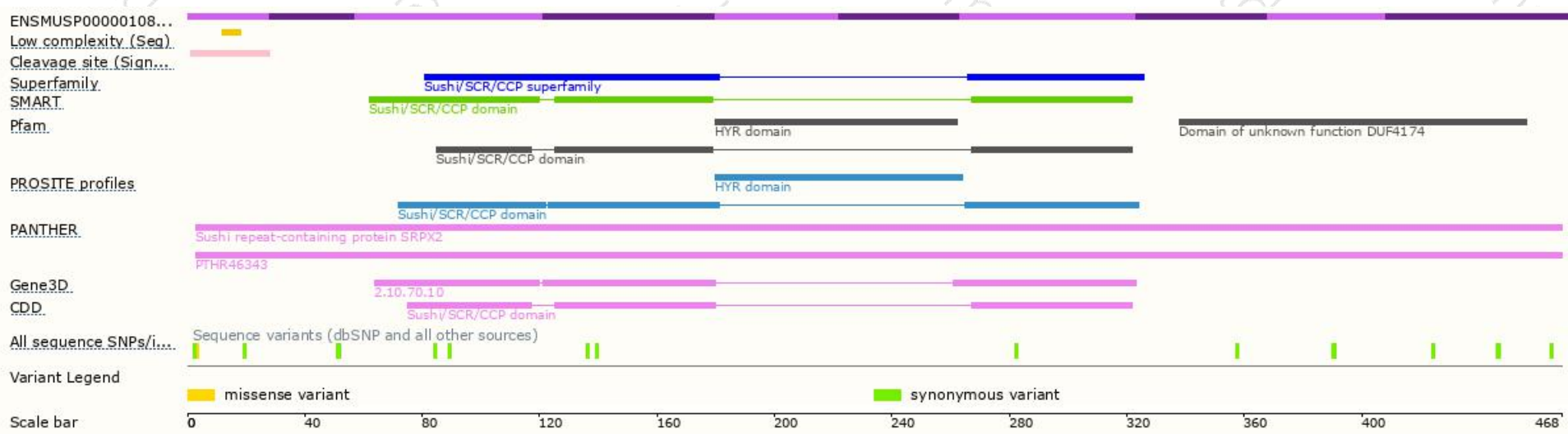


# Genomic location distribution

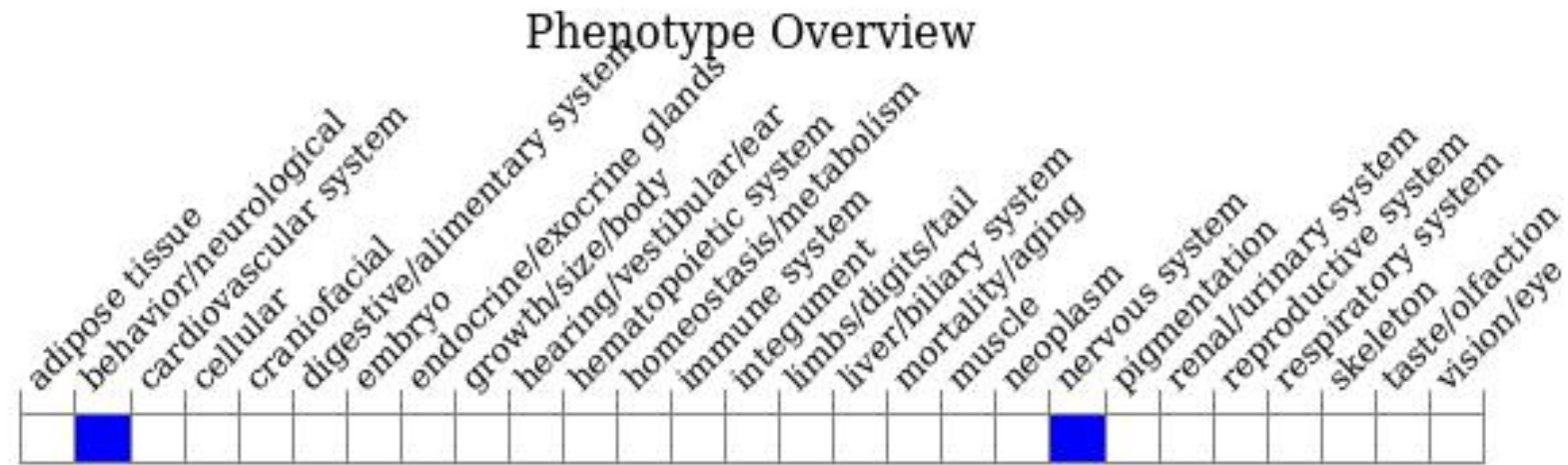




# Protein domain



# Mouse phenotype description(MGI)



*Phenotypes affected by the gene are marked in blue. Data quoted from MGI database(<http://www.informatics.jax.org/>).*

According to the existing MGI data, mice homozygous for a null allele exhibit abnormal vocalization and response to social novelty.

If you have any questions, you are welcome to inquire.

Tel: 400-9660890

