

# *Tchh* Cas9-KO Strategy

**Designer:**

**JiaYu**

**Reviewer:**

**Xiaojing Li**

**Design Date:**

**2020-1-17**

# Project Overview

---

**Project Name**

***Tchh***

---

**Project type**

**Cas9-KO**

---

**Strain background**

**C57BL/6JGpt**

---

# Knockout strategy

This model will use CRISPR/Cas9 technology to edit the *Tchh* gene. The schematic diagram is as follows:



- The *Tchh* gene has 1 transcript. According to the structure of *Tchh* gene, exon2 of *Tchh-201* (ENSMUST00000064257.5) transcript is recommended as the knockout region. The region contains most of the coding sequence. Knock out the region will result in disruption of protein function.
- In this project we use CRISPR/Cas9 technology to modify *Tchh* gene. The brief process is as follows: CRISPR/Cas9 system v

- The *Tchh* gene is located on the Chr3. If the knockout mice are crossed with other mice strains to obtain double gene positive homozygous mouse offspring, please avoid the two genes on the same chromosome.
- The targeted region is in the intron of the Gm37245 gene, which may affect the regulation of this gene.
- This Strategy is designed based on genetic information in existing databases. Due to the complexity of biological processes, all risk of the gene knockout on gene transcription, RNA splicing and protein translation cannot be predicted at the existing technology level.



# Gene information (NCBI)

## Tchh trichohyalin [Mus musculus (house mouse)]

Gene ID: 99681, updated on 31-Jan-2019

### Summary



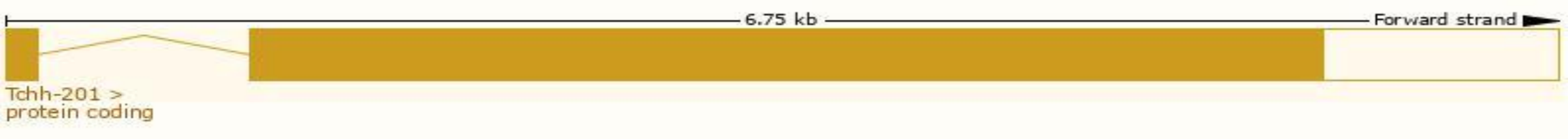
<b>Official Symbol</b>	Tchh provided by <a href="#">MGI</a>
<b>Official Full Name</b>	trichohyalin provided by <a href="#">MGI</a>
<b>Primary source</b>	<a href="#">MGI:MGI:2177944</a>
<b>See related</b>	<a href="#">Ensembl:ENSMUSG00000052415</a>
<b>Gene type</b>	protein coding
<b>RefSeq status</b>	VALIDATED
<b>Organism</b>	<a href="#">Mus musculus</a>
<b>Lineage</b>	Eukaryota; Metazoa; Chordata; Craniata; Vertebrata; Euteleostomi; Mammalia; Eutheria; Euarchontoglires; Glires; Rodentia; Myomorpha; Muroidea; Muridae; Murinae; Mus; Mus
<b>Also known as</b>	AHF, A1597080, Thh
<b>Expression</b>	Broad expression in testis adult (RPKM 1.5), genital fat pad adult (RPKM 1.1) and 16 other tissues <a href="#">See more</a>
<b>Orthologs</b>	<a href="#">human</a> <a href="#">all</a>

# Transcript information (Ensembl)

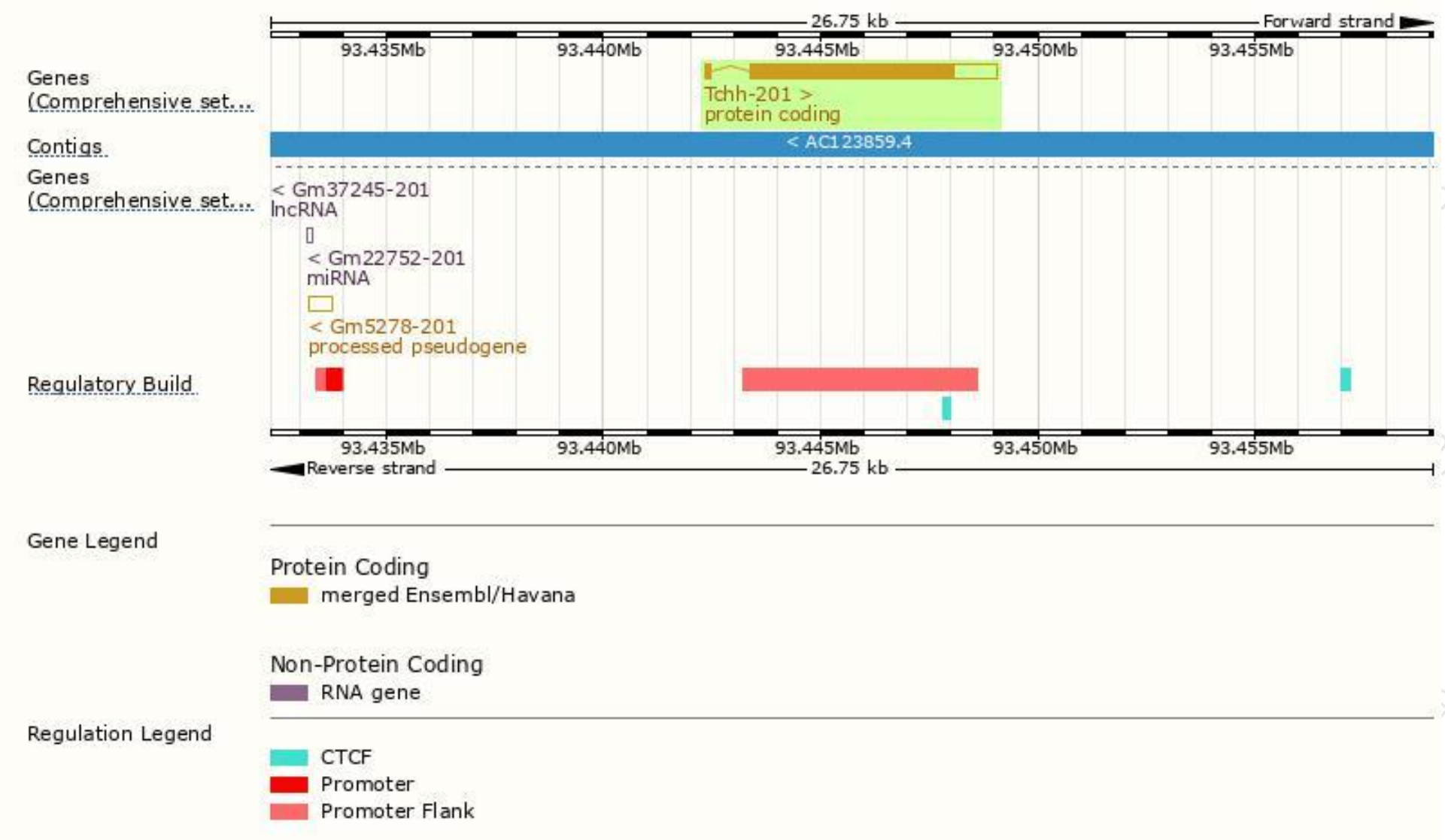
The gene has 1 transcript, and the transcript is shown below:

Name	Transcript ID	bp	Protein	Biotype	CCDS	UniProt	Flags
Tchh-201	<a href="#">ENSMUST00000064257.5</a>	5823	<a href="#">1599aa</a>	Protein coding	<a href="#">CCDS50980</a>	<a href="#">A0A0B4J1F9</a>	TSL:5 GENCODE basic APPRIS P1

The strategy is based on the design of *Tchh-201* transcript, The transcription is shown below

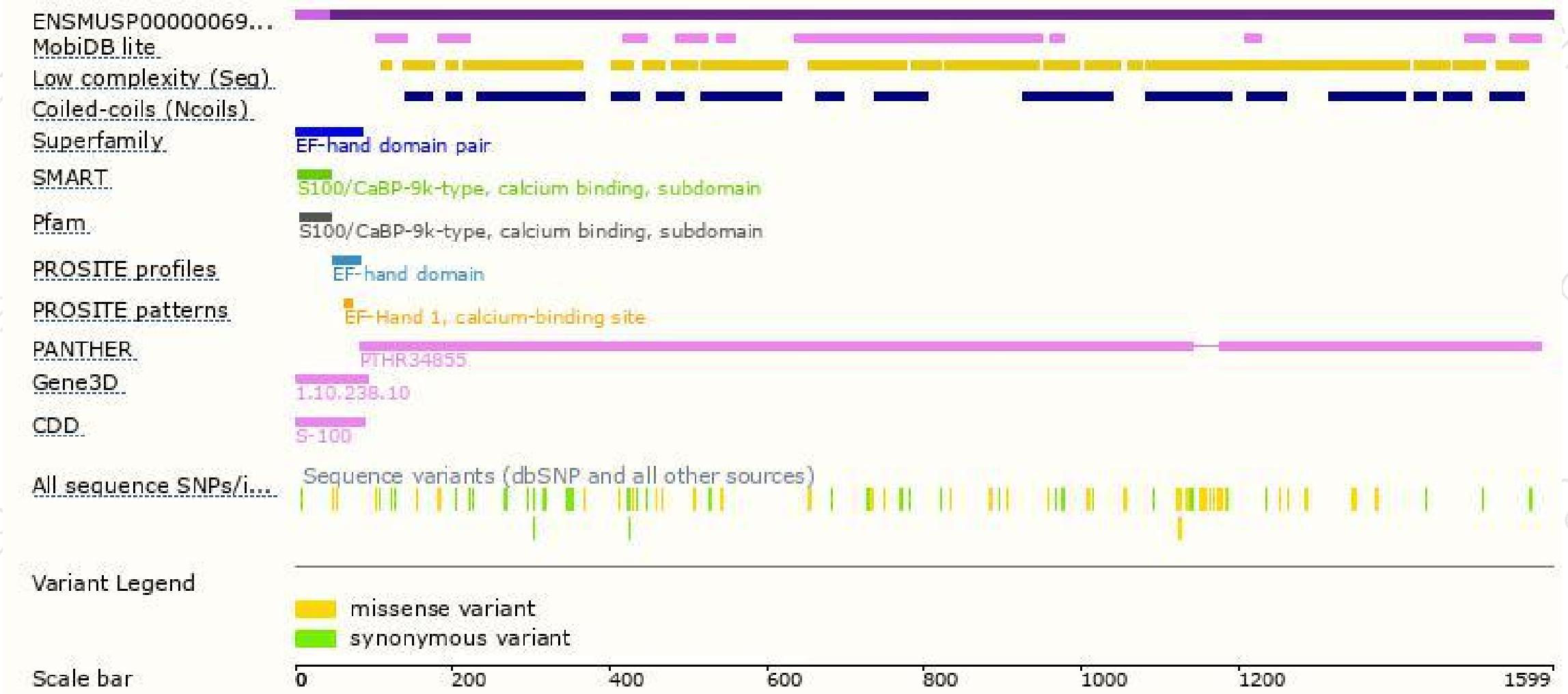


# Genomic location distribution





# Protein domain



If you have any questions, you are welcome to inquire.

Tel: 400-9660890

