

Krt28 Cas9-CKO Strategy

Designer:

Yanhua Shen

Reviewer:

Xueting Zhang

Design Date:

2020-01-31

Project Overview

Project Name

Krt28

Project type

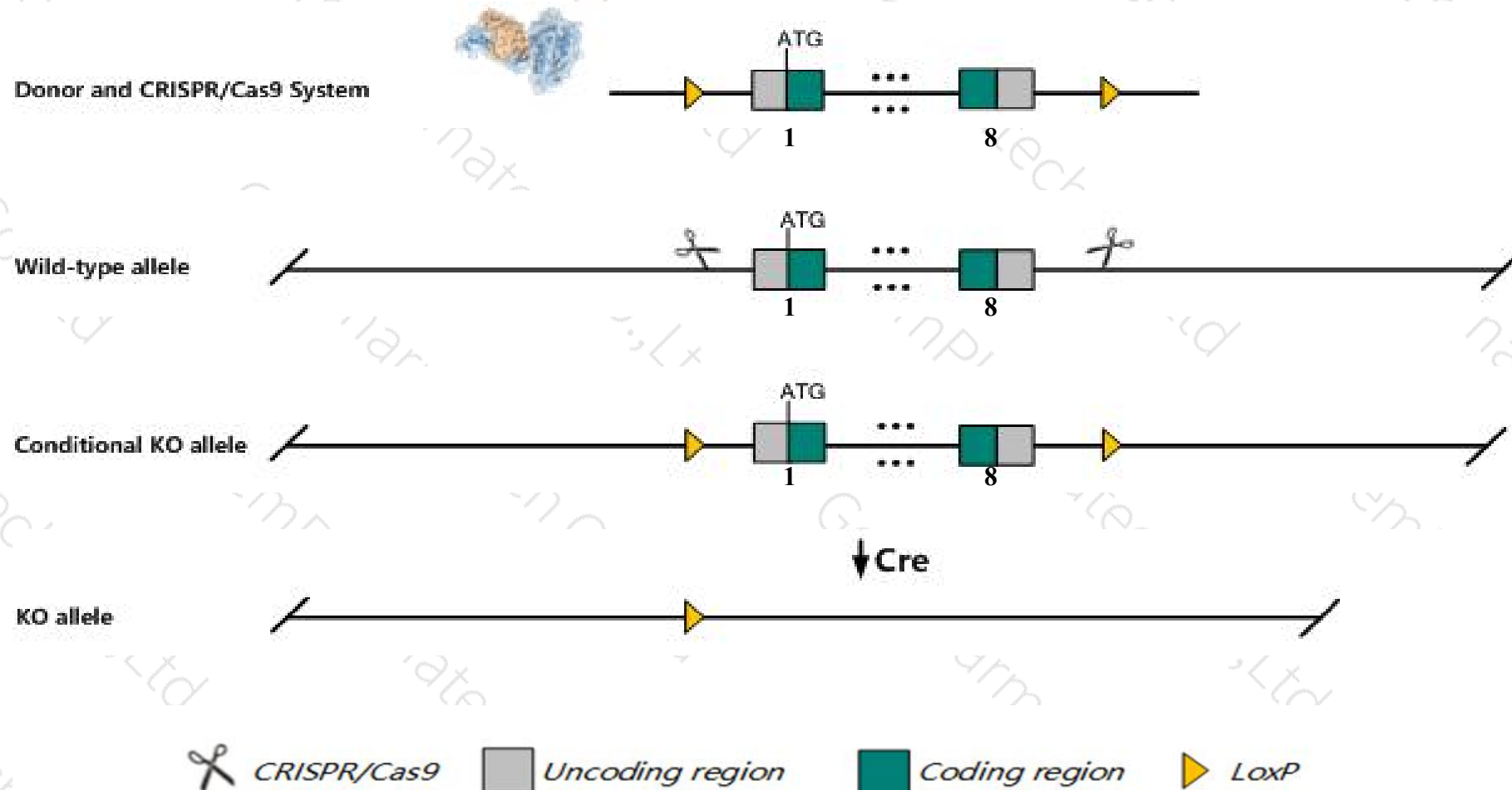
Cas9-CKO

Strain background

C57BL/6JGpt

Conditional Knockout strategy

This model will use CRISPR/Cas9 technology to edit the *Krt28* gene. The schematic diagram is as follows:



- The *Krt28* gene has 1 transcript. According to the structure of *Krt28* gene, exon1-exon8 of *Krt28-201* (ENSMUST00000006963.2) transcript is recommended as the knockout region. The region contains all of the coding sequence. Knock out the region will result in disruption of protein function.
- In this project we use CRISPR/Cas9 technology to modify *Krt28* gene. The brief process is as follows: CRISPR/Cas9 system and Donor were microinjected into the fertilized eggs of C57BL/6JGpt mice. Fertilized eggs were transplanted to obtain positive F0 mice which were confirmed by PCR and sequencing. A stable F1 generation mouse model was obtained by mating positive F0 generation mice with C57BL/6JGpt mice.
- The flox mice will be knocked out after mating with mice expressing Cre recombinase, resulting in the loss of function of the target gene in specific tissues and cell types.

Notice

- The *Krt28* gene is located on the Chr11. If the knockout mice are crossed with other mice strains to obtain double gene positive homozygous mouse offspring, please avoid the two genes on the same chromosome.
- This Strategy is designed based on genetic information in existing databases. Due to the complexity of biological processes, all risk of loxp insertion on gene transcription, RNA splicing and protein translation cannot be predicted at existing technological level.

Gene information (NCBI)

Krt28 keratin 28 [*Mus musculus* (house mouse)]

Gene ID: 70843, updated on 8-Dec-2019

Summary

Official Symbol	Krt28 provided by MGI
Official Full Name	keratin 28 provided by MGI
Primary source	MGI:MGI:1918093
See related	Ensembl:ENSMUSG00000055937
Gene type	protein coding
RefSeq status	VALIDATED
Organism	Mus musculus
Lineage	Eukaryota; Metazoa; Chordata; Craniata; Vertebrata; Euteleostomi; Mammalia; Eutheria; Euarchontoglires; Glires; Rodentia; Myomorpha; Muroidea; Muridae; Murinae; Mus; Mus
Also known as	K28; K25D; CK-28; Krt25d; 4733401L19Rik
Expression	Low expression observed in reference dataset See more
Orthologs	human all

Genomic context

Location: 11; 11 D

Exon count: 8


See Krt28 in [Genome Data Viewer](#)

Transcript information (Ensembl)

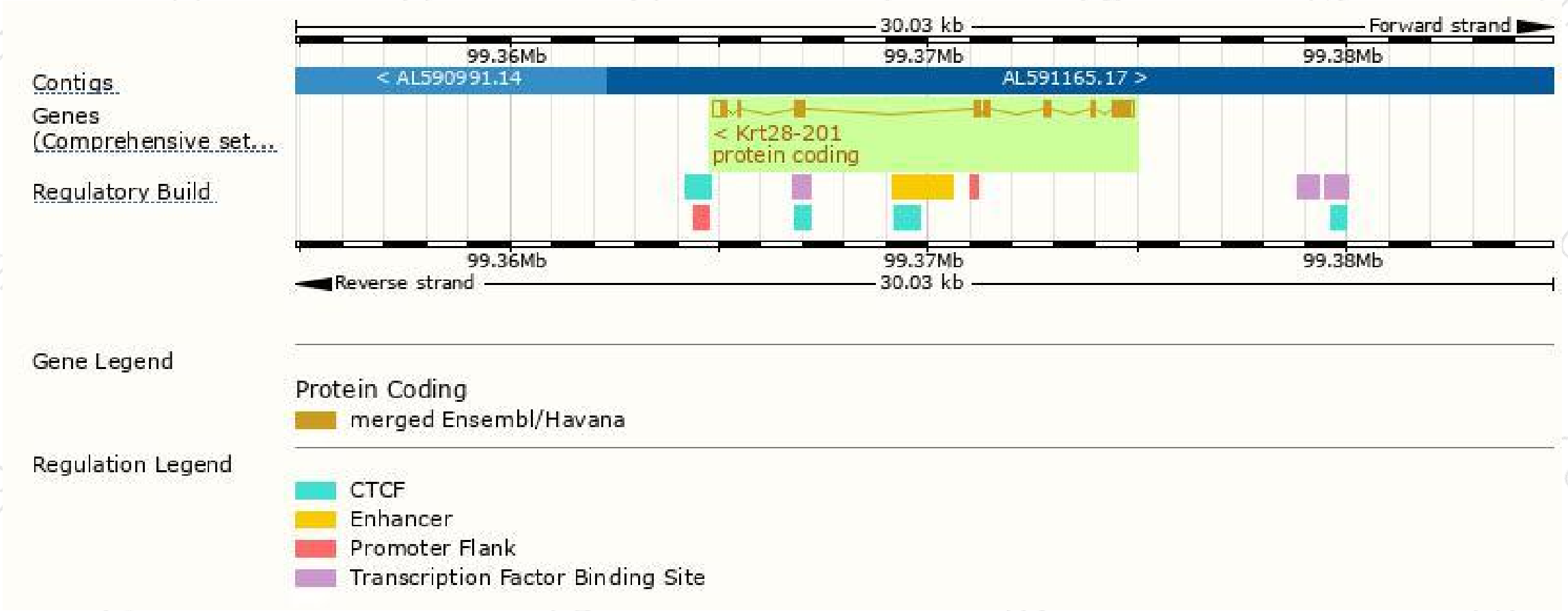
The gene has 1 transcript, and the transcript is shown below:

Name	Transcript ID	bp	Protein	Biotype	CCDS	UniProt	Flags
Krt28-201	ENSMUST00000006963.2	1624	462aa	Protein coding	CCDS48906	A6BLY7	TSL:1 GENCODE basic APPRIS P1

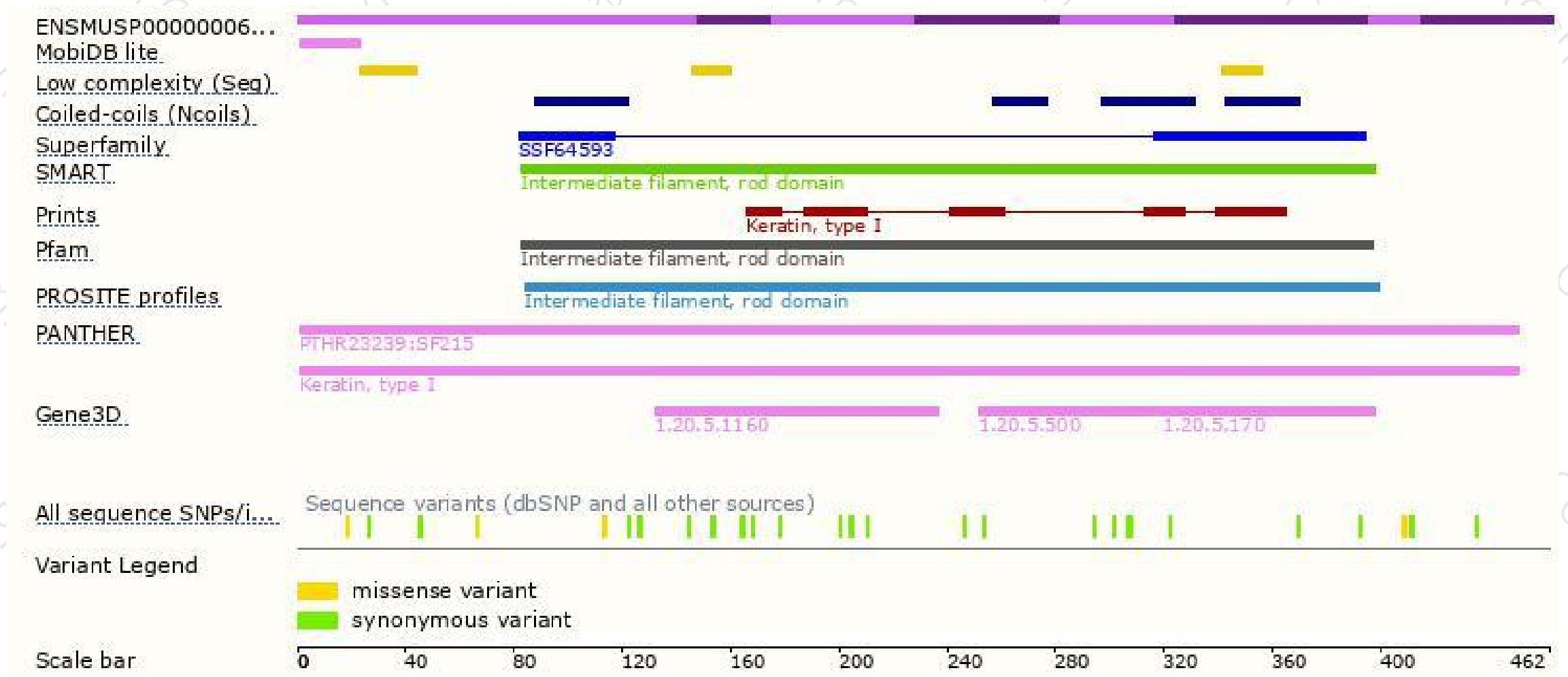
The strategy is based on the design of *Krt28-201* transcript, The transcription is shown below



Genomic location distribution



Protein domain



If you have any questions, you are welcome to inquire.

Tel: 400-9660890

