Maneal Cas9-CKO Strategy

Designer: Xiaojing Li

Reviewer: JiaYu

Design Date: 2020-7-27

集萃药康 GemPharmatech

GemPharmatech Co.,Ltd

Project Overview

Project Name	***Maneal***
Project type	**Cas9-CKO**
Strain background	**C57BL/6JGpt**

Conditional Knockout strategy

集萃药康 GemPharmatech

This model will use CRISPR/Cas9 technology to edit the *Maneal* gene. The schematic diagram is as follows:

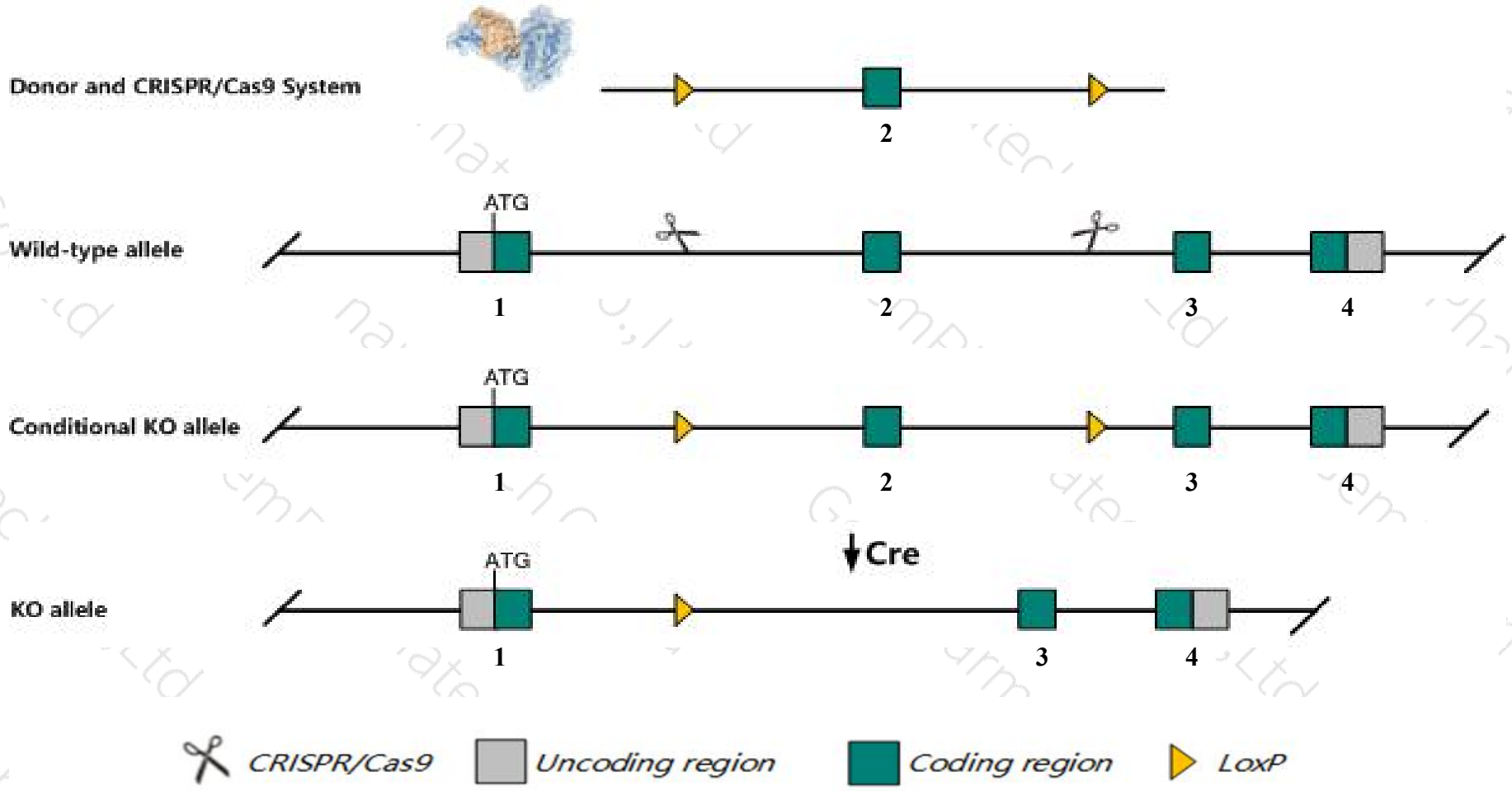

Technical routes

➢ The *Maneal* gene has 1 transcript. According to the structure of *Maneal* gene, exon2 of *Maneal-201*(ENSMUST00000064444.7) transcript is recommended as the knockout region.The region contains 110bp coding sequence. Knock out the region will result in disruption of protein function.

➢ In this project we use CRISPR/Cas9 technology to modify *Maneal* gene. The brief process is as follows:CRISPR/Cas9 system and Donor were microinjected into the fertilized eggs of C57BL/6JGpt mice.Fertilized eggs were transplanted to obtain positive F0 mice which were confirmed by PCR and sequencing. A stable F1 generation mouse model was obtained by mating positive F0 generation mice with C57BL/6JGpt mice.

➢ The flox mice will be knocked out after mating with mice expressing Cre recombinase, resulting in the loss of function of the target gene in specific tissues and cell types.

Notice

➢ The *Maneal* gene is located on the Chr4. If the knockout mice are crossed with other mice strains to obtain double gene positive homozygous mouse offspring, please avoid the two genes on the same chromosome.

➢ This strategy is designed based on genetic information in existing databases.Due to the complexity of biological processes,all risk of loxp insertion on gene transcription, RNA splicing and protein translation cannot be predicted at existing technological level.

Gene information （NCBI）

集萃药康 GemPharmatech

Maneal mannosidase, endo-alpha-like [Mus musculus (house mouse)]

Gene ID: 215090, updated on 13-Mar-2020

Summary

Official Symbol	Maneal provided by MGI
Official Full Name	mannosidase, endo-alpha-like provided byMGI
Primary source	MGI:MGI:2684896
See related	Ensembl:ENSMUSG00000042763
Gene type	protein coding
RefSeq status	VALIDATED
Organism	Mus musculus
Lineage	Eukaryota; Metazoa; Chordata; Craniata; Vertebrata; Euteleostomi; Mammalia; Eutheria; Euarchontoglires; Glires; Rodentia; Myomorpha; Muroidea; Muridae; Murinae; Mus; Mus
Also known as	Gm50
Expression	Biased expression in cerebellum adult (RPKM 15.7), CNS E18 (RPKM 15.1) and 7 other tissuesSee more
Orthologs	human all

Transcript information（Ensembl）

The gene has 1 transcript,and the transcript is shown below:

Name	Transcript ID	bp	Protein	Biotype	CCDS	UniProt	Flags
Maneal-201	ENSMUST00000064444.7	2727	452aa	Protein coding	CCDS18629	Q6P1J0	TSL:3 GENCODE basic APPRIS P1

The strategy is based on the design of *Maneal-201* transcript,the transcription is shown below:



Genomic location distribution



Protein domain

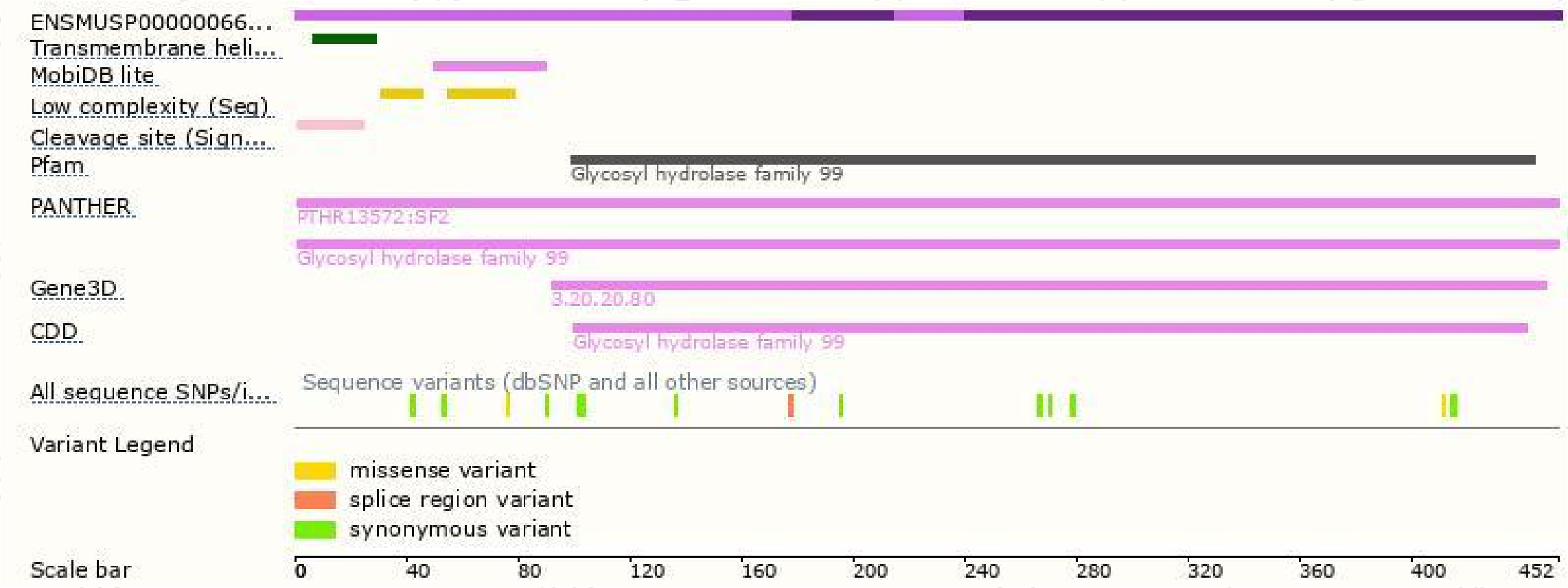

Mouse phenotype description(MGI)



Phenotypes affected by the gene are marked in blue.Data quoted from MGI database(http://www.informatics.jax.org/).

集萃药康
GemPharmatech

If you have any questions, you are welcome to inquire.
Tel: 400-9660890

集萃药康生物科技
GemPharmatech Co.,Ltd