

Adat2 Cas9-CKO Strategy

Designer: Xueting Zhang

Reviewer: Yanhua Shen

Design Date: 2020-4-14

Project Overview

Project Name

Adat2

Project type

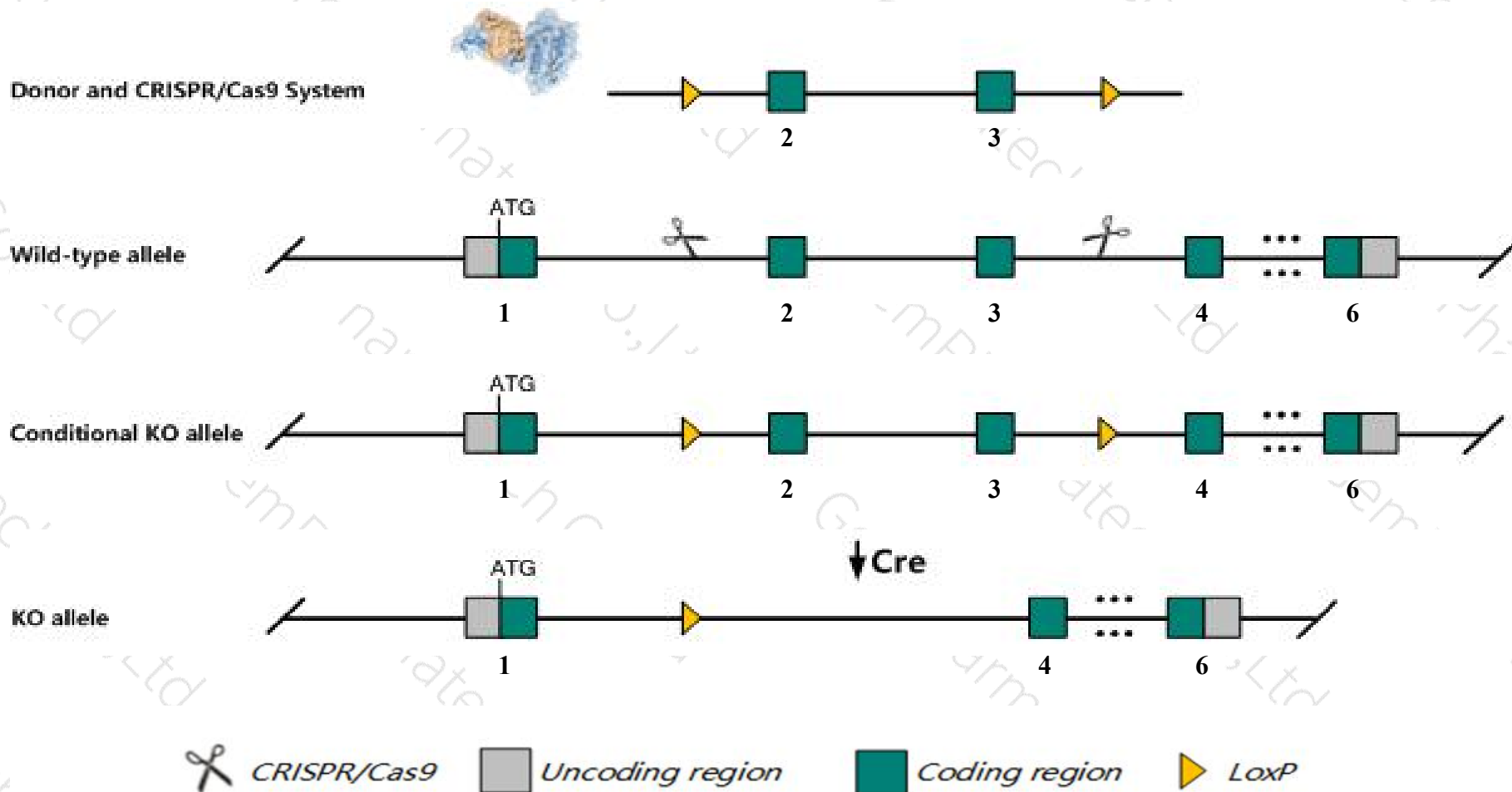
Cas9-CKO

Strain background

C57BL/6JGpt

Conditional Knockout strategy

This model will use CRISPR/Cas9 technology to edit the *Adat2* gene. The schematic diagram is as follows:



- The *Adat2* gene has 1 transcript. According to the structure of *Adat2* gene, exon2-exon3 of *Adat2-201* (ENSMUST00000019944.8) transcript is recommended as the knockout region. The region contains 256bp coding sequence. Knock out the region will result in disruption of protein function.
- In this project we use CRISPR/Cas9 technology to modify *Adat2* gene. The brief process is as follows: CRISPR/Cas9 system and Donor were microinjected into the fertilized eggs of C57BL/6JGpt mice. Fertilized eggs were transplanted to obtain positive F0 mice which were confirmed by PCR and sequencing. A stable F1 generation mouse model was obtained by mating positive F0 generation mice with C57BL/6JGpt mice.
- The flox mice will be knocked out after mating with mice expressing Cre recombinase, resulting in the loss of function of the target gene in specific tissues and cell types.

Notice

- The floxed region is near to the N-terminal of *Pex3* gene, this strategy may influence the regulatory function of the N-terminal of *Pex3* gene.
- The *Adat2* gene is located on the Chr10. If the knockout mice are crossed with other mice strains to obtain double gene positive homozygous mouse offspring, please avoid the two genes on the same chromosome.
- This strategy is designed based on genetic information in existing databases. Due to the complexity of biological processes, all risk of loxp insertion on gene transcription, RNA splicing and protein translation cannot be predicted at existing technological level.

Gene information (NCBI)

Adat2 adenosine deaminase, tRNA-specific 2 [Mus musculus (house mouse)]

Gene ID: 66757, updated on 13-Mar-2020

Summary




Official Symbol	Adat2 provided by MGI
Official Full Name	adenosine deaminase, tRNA-specific 2 provided by MGI
Primary source	MGI:MGI:1914007
See related	Ensembl:ENSMUSG00000019808
Gene type	protein coding
RefSeq status	VALIDATED
Organism	Mus musculus
Lineage	Eukaryota; Metazoa; Chordata; Craniata; Vertebrata; Euteleostomi; Mammalia; Eutheria; Euarchontoglires; Glires; Rodentia; Myomorpha; Muroidea; Muridae; Murinae; Mus; Mus
Also known as	4933426M09Rik, Deadc1
Expression	Ubiquitous expression in testis adult (RPKM 16.0), CNS E11.5 (RPKM 4.4) and 28 other tissues See more
Orthologs	human all

Transcript information (Ensembl)

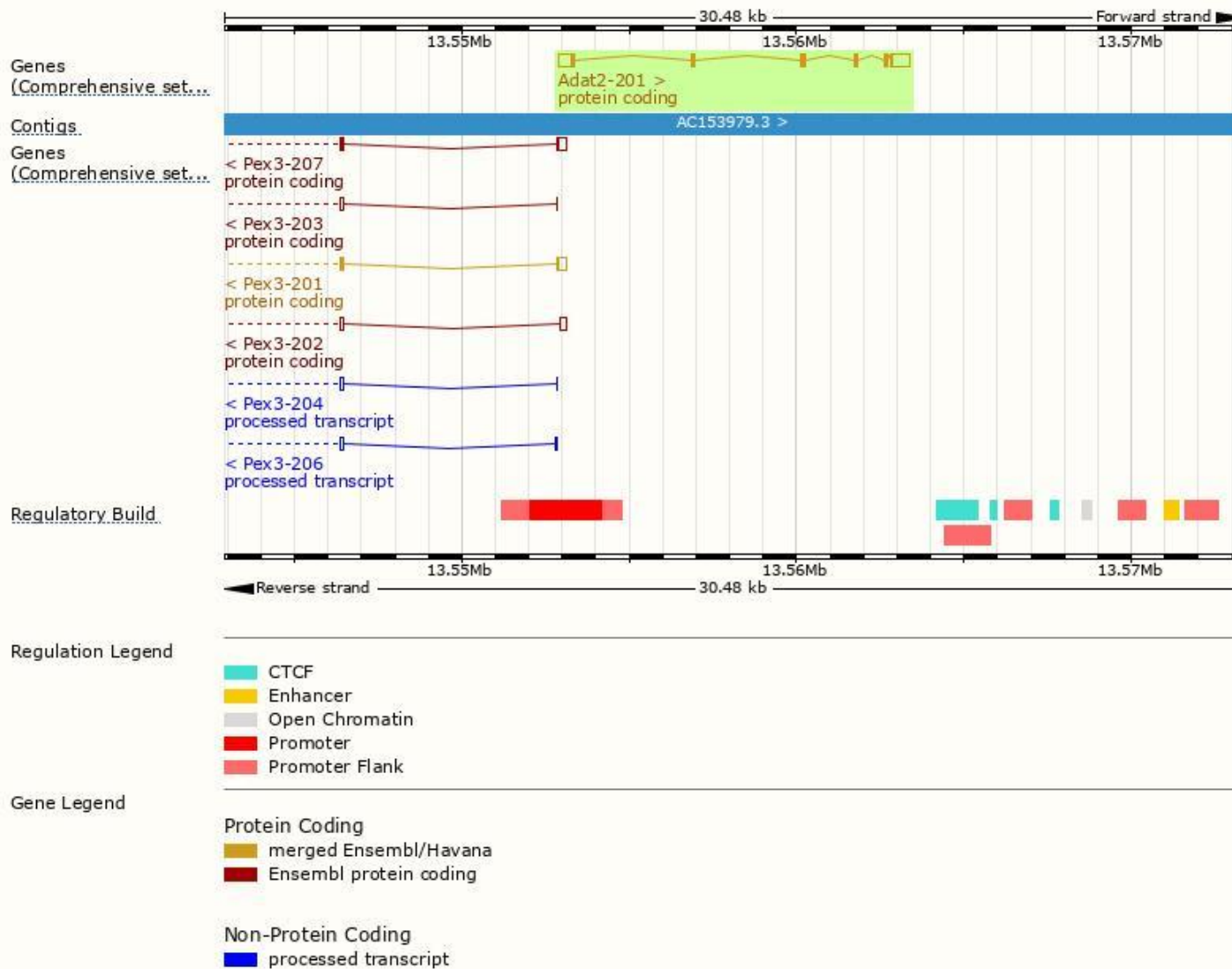
The gene has 1 transcript,and the transcript is shown below:

Name	Transcript ID	bp	Protein	Biotype	CCDS	UniProt	Flags
Adat2-201	ENSMUST00000019944.8	1466	191aa	Protein coding	CCDS35847	Q6P6J0	TSL:1 GENCODE basic APPRIS is a system to annotate alternatively spliced transcripts based on a range of computational methods to identify the most functionally important transcript(s) of a gene. APPRIS P1

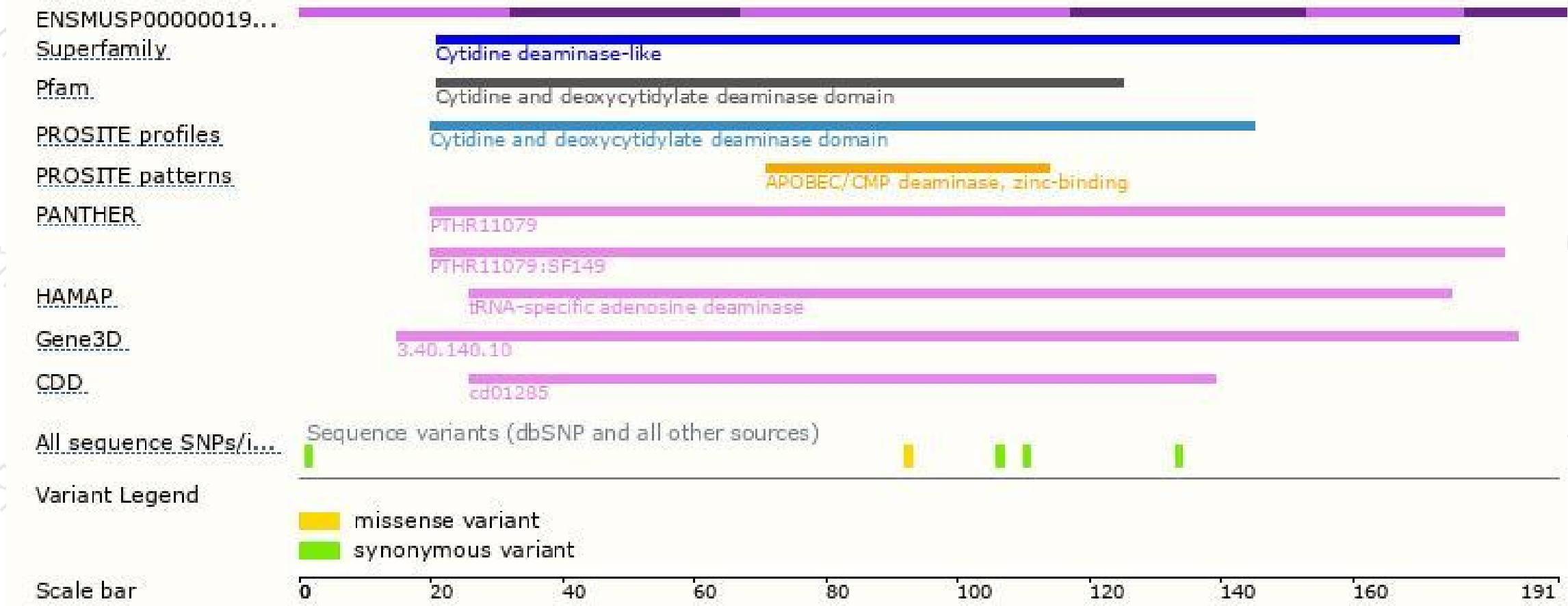
The strategy is based on the design of *Adat2-201* transcript,the transcription is shown below



Genomic location distribution



Protein domain



If you have any questions, you are welcome to inquire.

Tel: 400-9660890

