

Bex4 Cas9-CKO Strategy

Designer:

Ruirui Zhang

Reviewer:

Huimin Su

Design Date:

2020-7-24

Project Overview

Project Name

Bex4

Project type

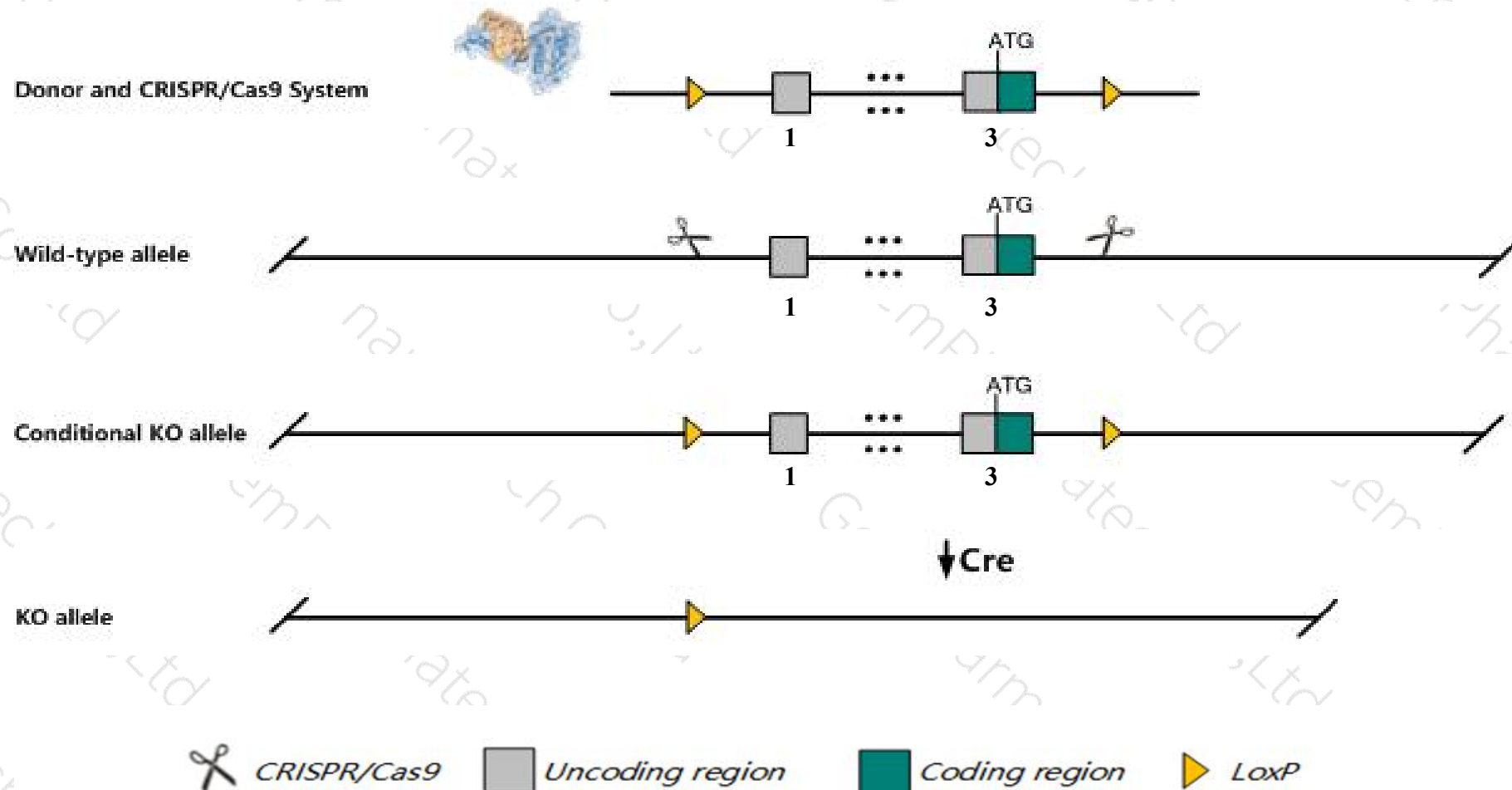
Cas9-CKO

Strain background

C57BL/6JGpt

Conditional Knockout strategy

This model will use CRISPR/Cas9 technology to edit the *Bex4* gene. The schematic diagram is as follows:



Technical routes

- The *Bex4* gene has 1 transcript. According to the structure of *Bex4* gene, exon1-exon3 of *Bex4-201*(ENSMUST00000116527.1) transcript is recommended as the knockout region. The region contains all of the coding sequence. Knock out the region will result in disruption of protein function.
- In this project we use CRISPR/Cas9 technology to modify *Bex4* gene. The brief process is as follows: CRISPR/Cas9 system and Donor were microinjected into the fertilized eggs of C57BL/6JGpt mice. Fertilized eggs were transplanted to obtain positive F0 mice which were confirmed by PCR and sequencing. A stable F1 generation mouse model was obtained by mating positive F0 generation mice with C57BL/6JGpt mice.
- The flox mice will be knocked out after mating with mice expressing Cre recombinase, resulting in the loss of function of the target gene in specific tissues and cell types.

Notice

- The *Bex4* gene is located on the ChrX. If the knockout mice are crossed with other mice strains to obtain double gene positive homozygous mouse offspring, please avoid the two genes on the same chromosome.
- This strategy is designed based on genetic information in existing databases. Due to the complexity of biological processes, all risk of loxp insertion on gene transcription, RNA splicing and protein translation cannot be predicted at existing technological level.

Gene information (NCBI)

Bex4 brain expressed X-linked 4 [*Mus musculus* (house mouse)]

Gene ID: 406217, updated on 26-Jun-2020

Summary

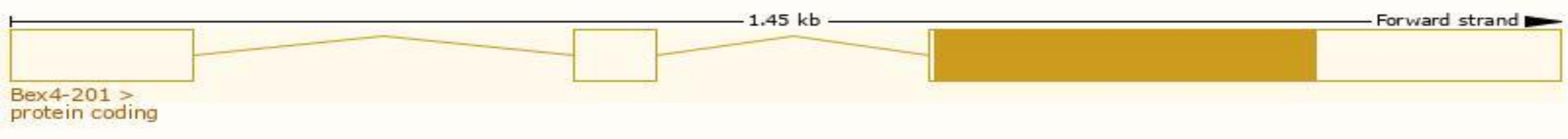
Official Symbol	Bex4 provided by MGI
Official Full Name	brain expressed X-linked 4 provided by MGI
Primary source	MGI:MGI:3606746
See related	Ensembl:ENSMUSG000000047844
Gene type	protein coding
RefSeq status	VALIDATED
Organism	Mus musculus
Lineage	Eukaryota; Metazoa; Chordata; Craniata; Vertebrata; Euteleostomi; Mammalia; Eutheria; Euarchontoglires; Glires; Rodentia; Myomorpha; Muroidea; Muridae; Murinae; Mus; Mus
Expression	Biased expression in placenta adult (RPKM 179.6), liver E14 (RPKM 115.6) and 9 other tissues See more
Orthologs	human all

Transcript information (Ensembl)

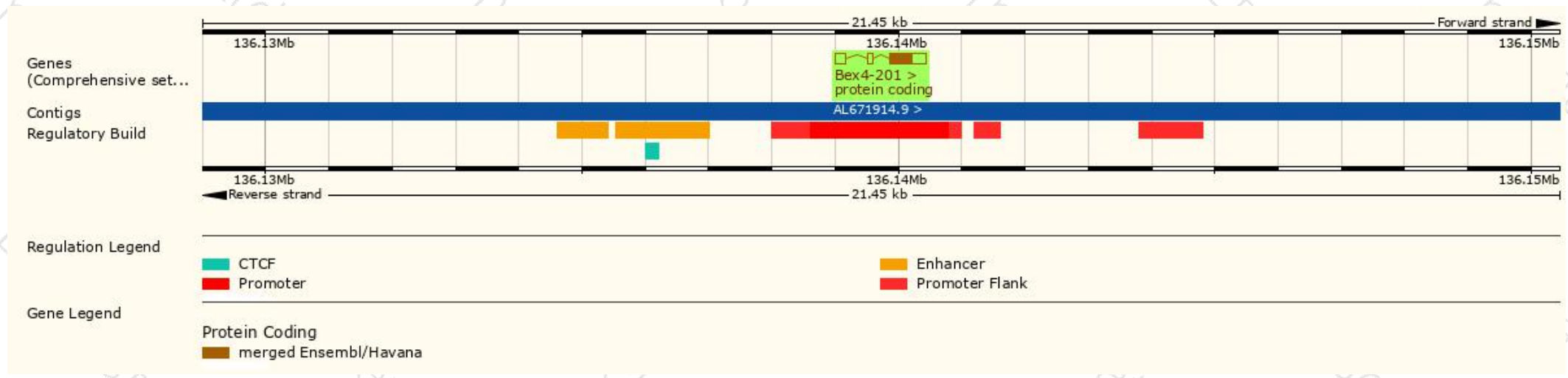
The gene has 1 transcript, and the transcript is shown below:

Name	Transcript ID	bp	Protein	Biotype	CCDS	UniProt	Flags
Bex4-201	ENSMUST00000116527.1	837	118aa	Protein coding	CCDS30414	Q14BB8 Q9CWT2	TSL:1 GENCODE basic APPRIS P1

The strategy is based on the design of *Bex4-201* transcript, the transcription is shown below:




Genomic location distribution



Protein domain



Mouse phenotype description(MGI)



Phenotypes affected by the gene are marked in blue. Data quoted from MGI database(<http://www.informatics.jax.org/>).

If you have any questions, you are welcome to inquire.

Tel: 400-9660890

