

# *Sall2* Cas9-CKO Strategy

**Designer:**

**JiaYu**

**Reviewer:**

**Xiaojing Li**

**Design Date:**

**2020-3-17**

# Project Overview

**Project Name**

*Sall2*

**Project type**

**Cas9-CKO**

**Strain background**

**C57BL/6JGpt**

# Conditional Knockout strategy

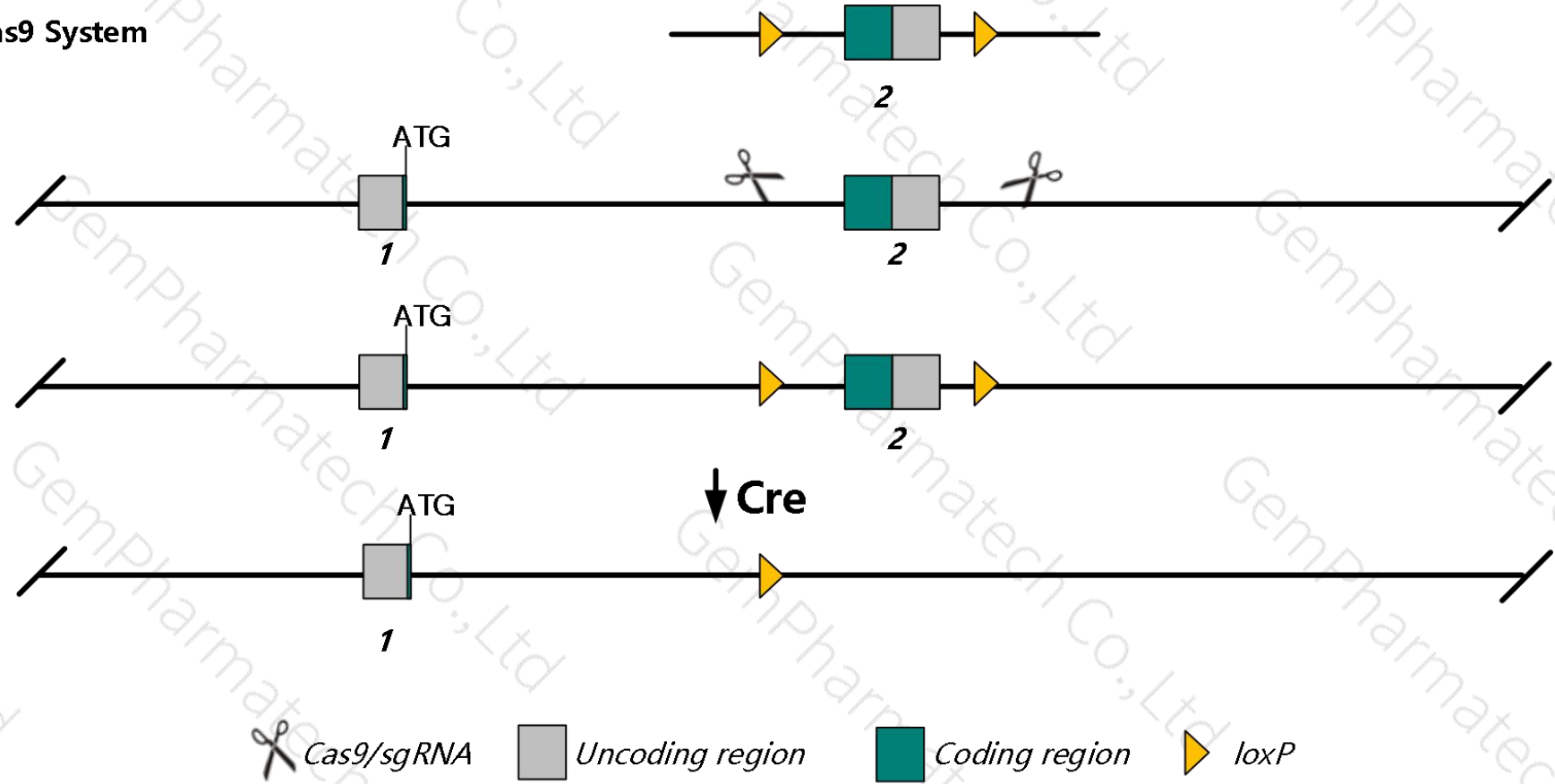
This model will use CRISPR/Cas9 technology to edit the *Sall2* gene. The schematic diagram is as follows:

Donor and CRISPR/Cas9 System

Wild-type allele

Floxed allele

KO allele



- The *Sall2* gene has 2 transcripts. According to the structure of *Sall2* gene, exon2 of *Sall2-201* (ENSMUST00000058326.5) transcript is recommended as the knockout region. The region contains most of the coding sequence. Knock out the region will result in disruption of protein function.
- In this project we use CRISPR/Cas9 technology to modify *Sall2* gene. The brief process is as follows: CRISPR/Cas9 system and Donor were microinjected into the fertilized eggs of C57BL/6JGpt mice. Fertilized eggs were transplanted to obtain positive F0 mice which were confirmed by PCR and sequencing. A stable F1 generation mouse model was obtained by mating positive F0 generation mice with C57BL/6JGpt mice.
- The flox mice will be knocked out after mating with mice expressing Cre recombinase, resulting in the loss of function of the target gene in specific tissues and cell types.

- According to the existing MGI data, Homozygous mutation of this gene results in no apparent abnormal phenotypes.
- The *Sall2* gene is located on the Chr14. If the knockout mice are crossed with other mice strains to obtain double gene positive homozygous mouse offspring, please avoid the two genes on the same chromosome.
- This Strategy is designed based on genetic information in existing databases. Due to the complexity of biological processes, all risk of loxp insertion on gene transcription, RNA splicing and protein translation cannot be predicted at existing technological level.



# Gene information (NCBI)

## Sall2 spalt like transcription factor 2 [ *Mus musculus* (house mouse) ]

Gene ID: 50524, updated on 13-Mar-2020

### Summary


Official Symbol	Sall2 provided by <a href="#">MGI</a>
Official Full Name	spalt like transcription factor 2 provided by <a href="#">MGI</a>
Primary source	<a href="#">MGI:MGI:1354373</a>
See related	<a href="#">Ensembl:ENSMUSG00000049532</a>
Gene type	protein coding
RefSeq status	VALIDATED
Organism	<a href="#">Mus musculus</a>
Lineage	Eukaryota; Metazoa; Chordata; Craniata; Vertebrata; Euteleostomi; Mammalia; Eutheria; Euarchontoglires; Glires; Rodentia; Myomorpha; Muroidea; Muridae; Murinae; Mus; Mus
Also known as	Sal-2; Msal-2; AI225809; AW559097; mKIAA0360; p150(Sal2)
Expression	Broad expression in CNS E11.5 (RPKM 18.6), whole brain E14.5 (RPKM 18.0) and 18 other tissues <a href="#">See more</a>
Orthologs	<a href="#">human</a> <a href="#">all</a>

# Transcript information (Ensembl)

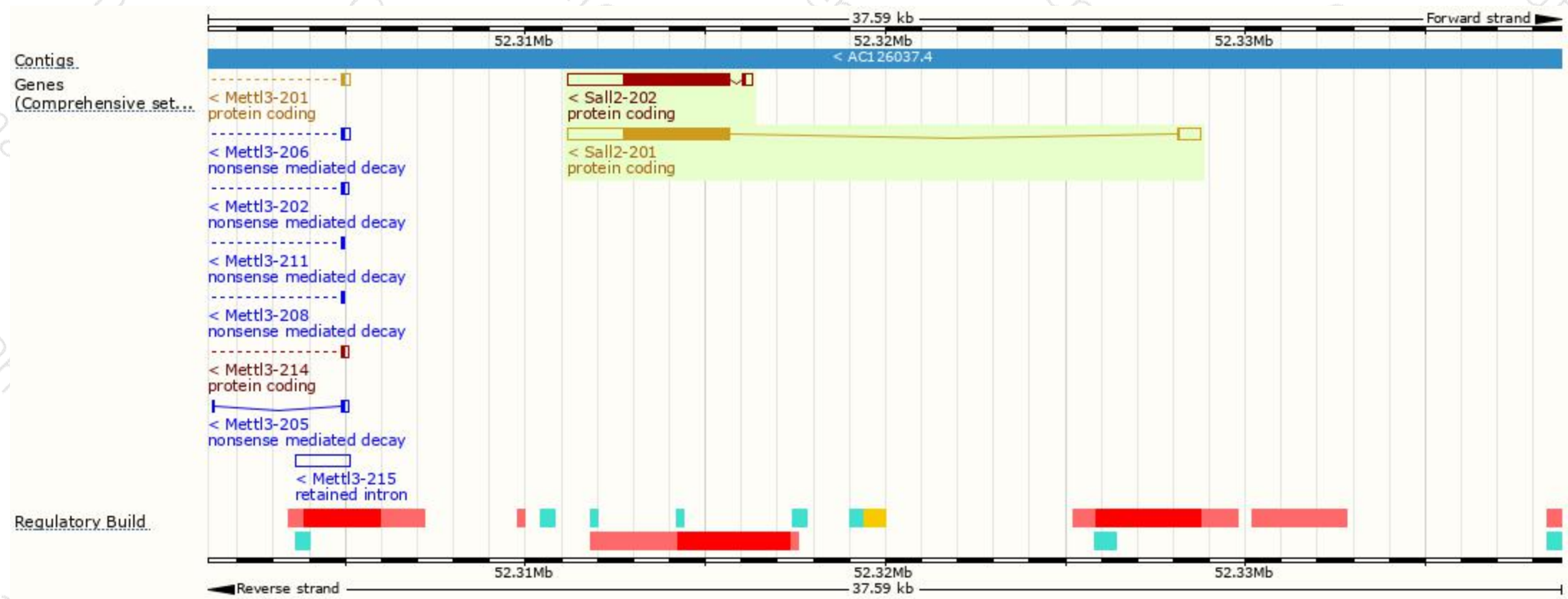
The gene has 2 transcripts,all transcripts are shown below:

Name	Transcript ID	bp	Protein	Biotype	CCDS	UniProt	Flags
Sall2-201	<a href="#">ENSMUST00000058326.5</a>	5147	<a href="#">1004aa</a>	Protein coding	<a href="#">CCDS27054</a>	<a href="#">Q9QX96</a>	TSL:1 GENCODE basic APPRIS P2
Sall2-202	<a href="#">ENSMUST00000135523.4</a>	4773	<a href="#">1002aa</a>	Protein coding	-	<a href="#">A0A2I3BQV4</a>	TSL:1 GENCODE basic APPRIS ALT2

The strategy is based on the design of *Sall2-201* transcript,The transcription is shown below

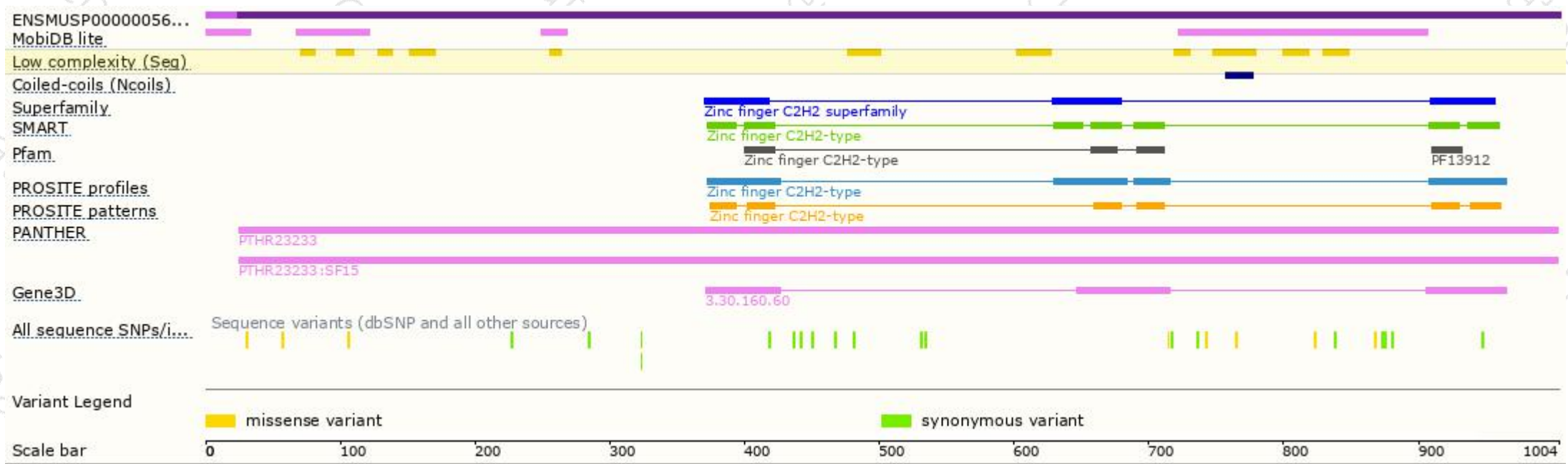


# Genomic location distribution






# Protein domain



# Mouse phenotype description(MGI)



*Phenotypes affected by the gene are marked in blue. Data quoted from MGI database(<http://www.informatics.jax.org/>).*

According to the existing MGI data, Homozygous mutation of this gene results in no apparent abnormal phenotypes.

If you have any questions, you are welcome to inquire.

Tel: 400-9660890

