

Nkx6-1 Cas9-CKO Strategy

Designer: Yanhua Shen
Reviewer: Xueting Zhang
Design Date: 2019-09-03

Project Overview

Project Name

Nkx6-1

Project type

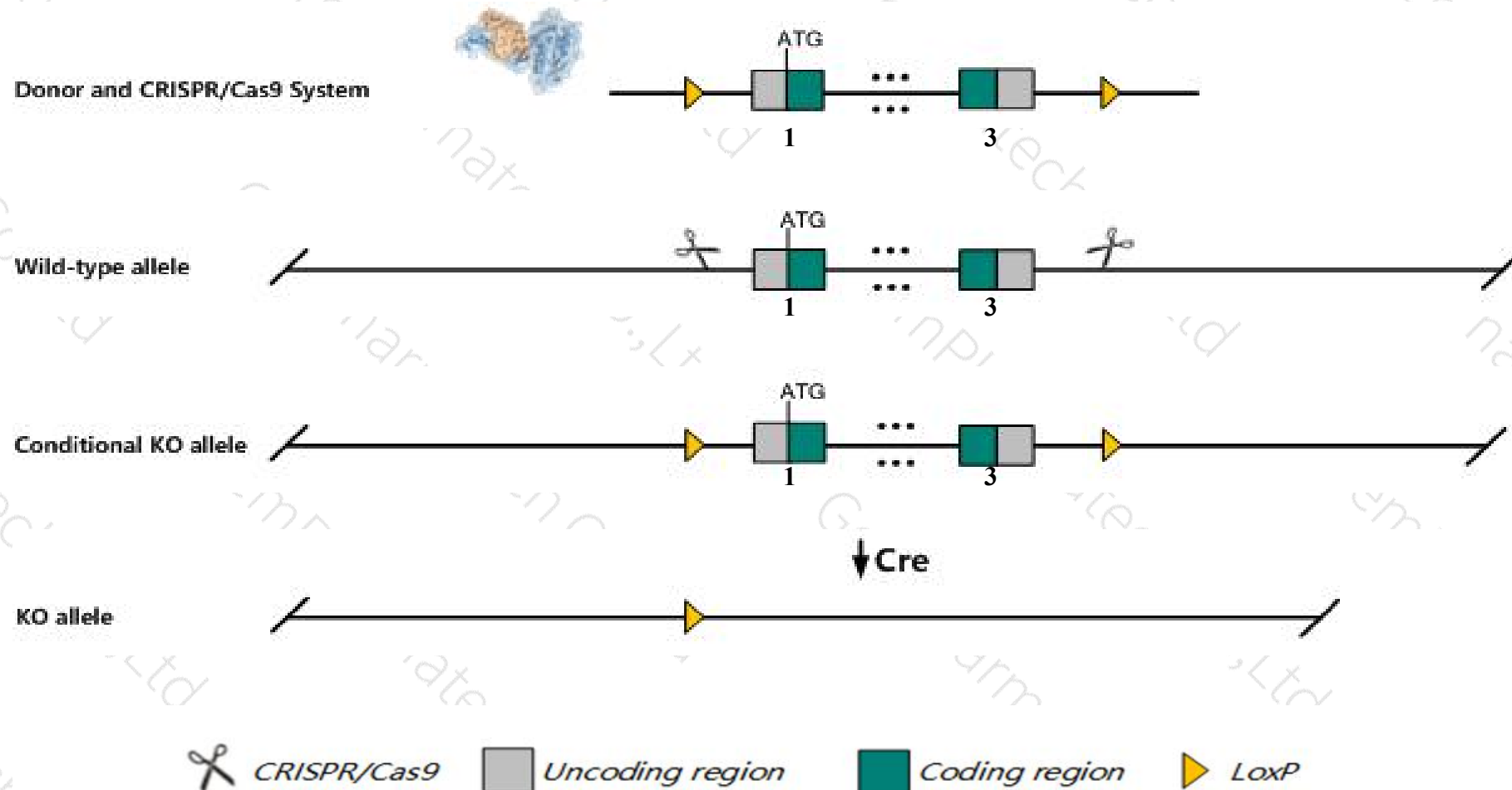
Cas9-CKO

Strain background

C57BL/6JGpt

Conditional Knockout strategy

This model will use CRISPR/Cas9 technology to edit the *Nkx6-1* gene. The schematic diagram is as follows:



Technical routes

- The *Nkx6-1* gene has 1 transcript. According to the structure of *Nkx6-1* gene, exon1-exon3 of *Nkx6-1-201* (ENSMUST00000044125.10) transcript is recommended as the knockout region. The region contains all of the coding sequence. Knock out the region will result in disruption of protein function.
- In this project we use CRISPR/Cas9 technology to modify *Nkx6-1* gene. The brief process is as follows: CRISPR/Cas9 system and Donor were microinjected into the fertilized eggs of C57BL/6JGpt mice. Fertilized eggs were transplanted to obtain positive F0 mice which were confirmed by PCR and sequencing. A stable F1 generation mouse model was obtained by mating positive F0 generation mice with C57BL/6JGpt mice.
- The flox mice will be knocked out after mating with mice expressing Cre recombinase, resulting in the loss of function of the target gene in specific tissues and cell types.

- According to the existing MGI data, Mice homozygous for a knock-out allele exhibit neonatal lethality, abnormal neuron specification, decreased motor neuron number, and reduced pancreatic beta cell number and insulin secretion.
- The *Nkx6-1* gene is located on the Chr5. If the knockout mice are crossed with other mice strains to obtain double gene positive homozygous mouse offspring, please avoid the two genes on the same chromosome.
- This Strategy is designed based on genetic information in existing databases. Due to the complexity of biological processes, all risk of loxp insertion on gene transcription, RNA splicing and protein translation cannot be predicted at existing technological level.

Gene information (NCBI)

Nkx6-1 NK6 homeobox 1 [*Mus musculus* (house mouse)]

Gene ID: 18096, updated on 12-Aug-2019

Summary


Official Symbol	Nkx6-1 provided by MGI
Official Full Name	NK6 homeobox 1 provided by MGI
Primary source	MGI:MGI:1206039
See related	Ensembl:ENSMUSG000000035187
Gene type	protein coding
RefSeq status	PROVISIONAL
Organism	Mus musculus
Lineage	Eukaryota; Metazoa; Chordata; Craniata; Vertebrata; Euteleostomi; Mammalia; Eutheria; Euarchontoglires; Glires; Rodentia; Myomorpha; Muroidea; Muridae; Murinae; Mus; Mus
Also known as	NKX6A; Nkx6.1
Expression	Biased expression in CNS E11.5 (RPKM 6.3), stomach adult (RPKM 2.0) and 3 other tissues See more
Orthologs	human all

Transcript information (Ensembl)

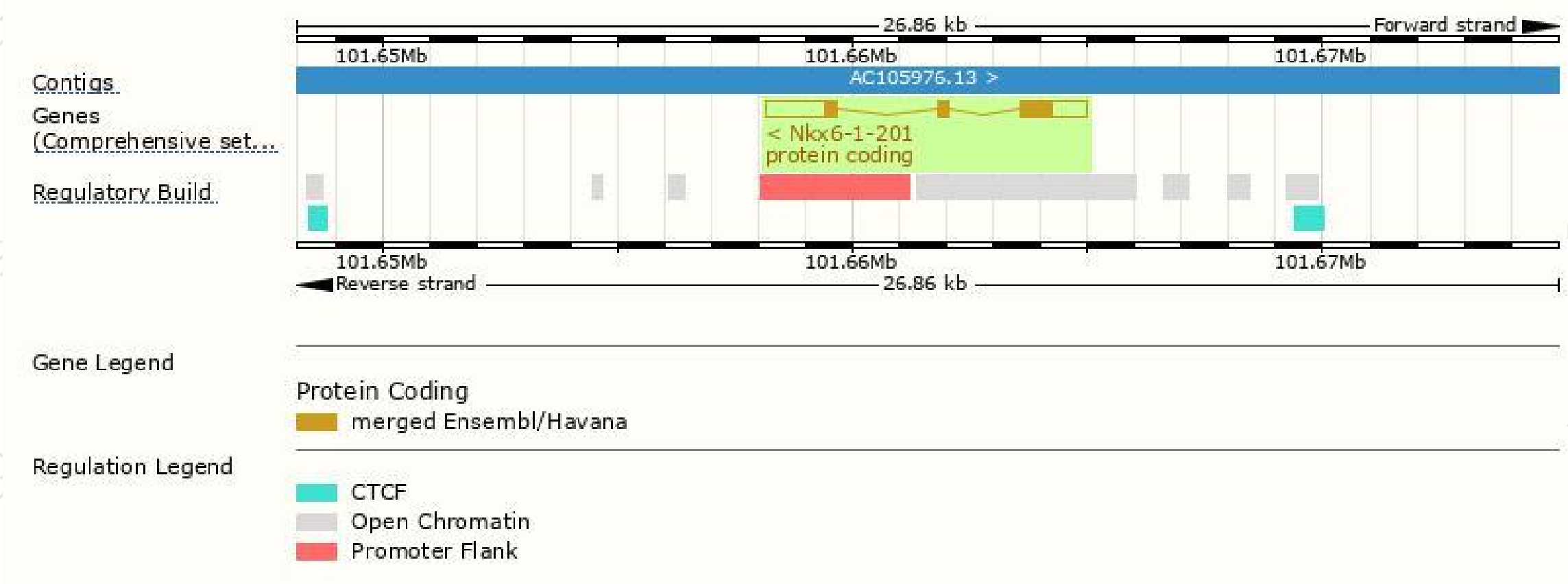
The gene has 1 transcript, and the transcript is shown below:

Name	Transcript ID	bp	Protein	Biotype	CCDS	UniProt	Flags
Nkx6-1-201	ENSMUST00000044125.10	3138	365aa	Protein coding	CCDS19471	Q99MA9	TSL:1 GENCODE basic APPRIS P1

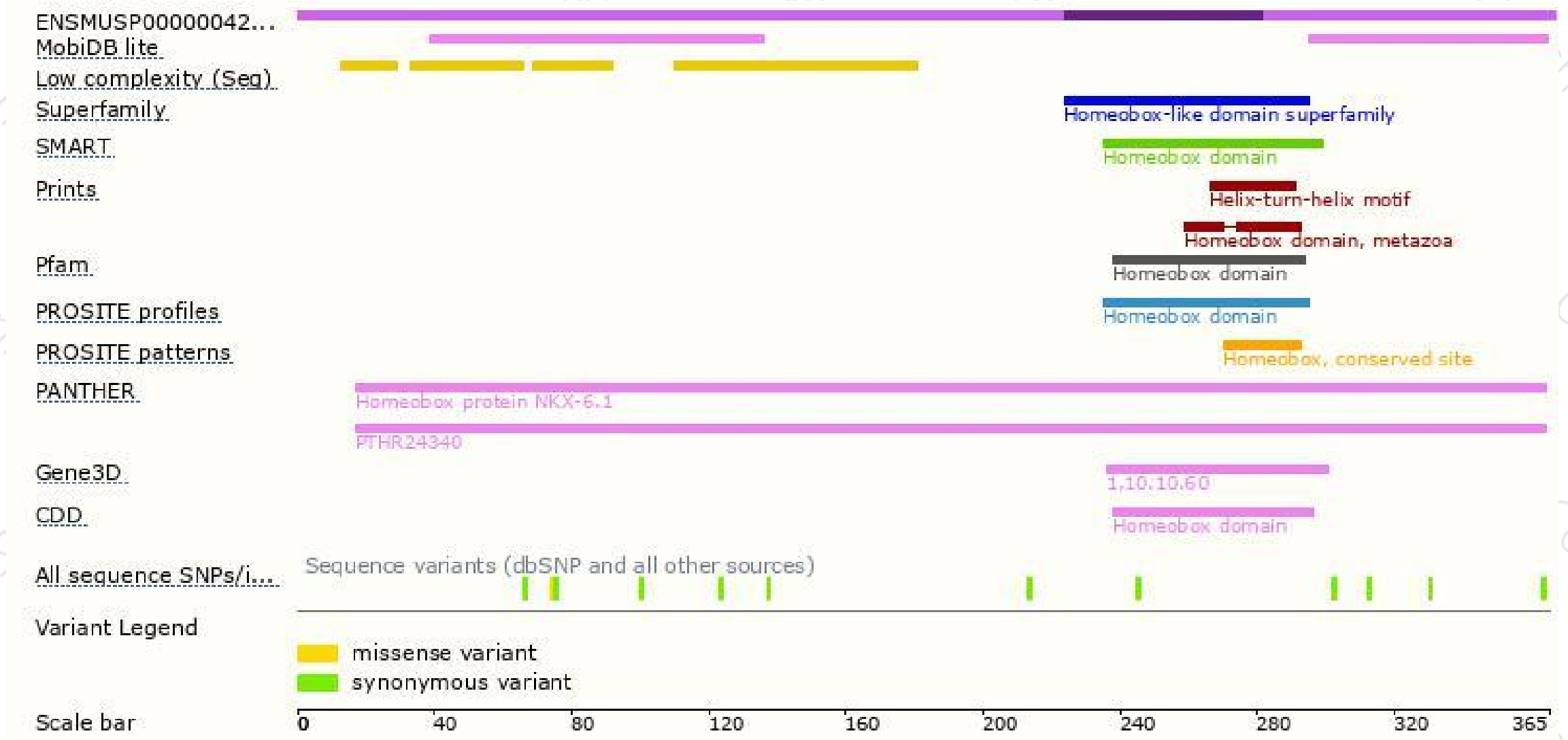
The strategy is based on the design of *Nkx6-1-201* transcript, The transcription is shown below




Genomic location distribution



Protein domain



Mouse phenotype description(MGI)



Phenotypes affected by the gene are marked in blue. Data quoted from MGI database(<http://www.informatics.jax.org/>).

According to the existing MGI data, Mice homozygous for a knock-out allele exhibit neonatal lethality, abnormal neuron specification, decreased motor neuron number, and reduced pancreatic beta cell number and insulin secretion.

If you have any questions, you are welcome to inquire.

Tel: 400-9660890

