

# ***Tlr5 Cas9-CKO Strategy***

**Designer:**

**Daohua Xu**

**Reviewer:**

**Huimin Su**

**Design Date:**

**2019-9-28**

# Project Overview

**Project Name**

*Tlr5*

**Project type**

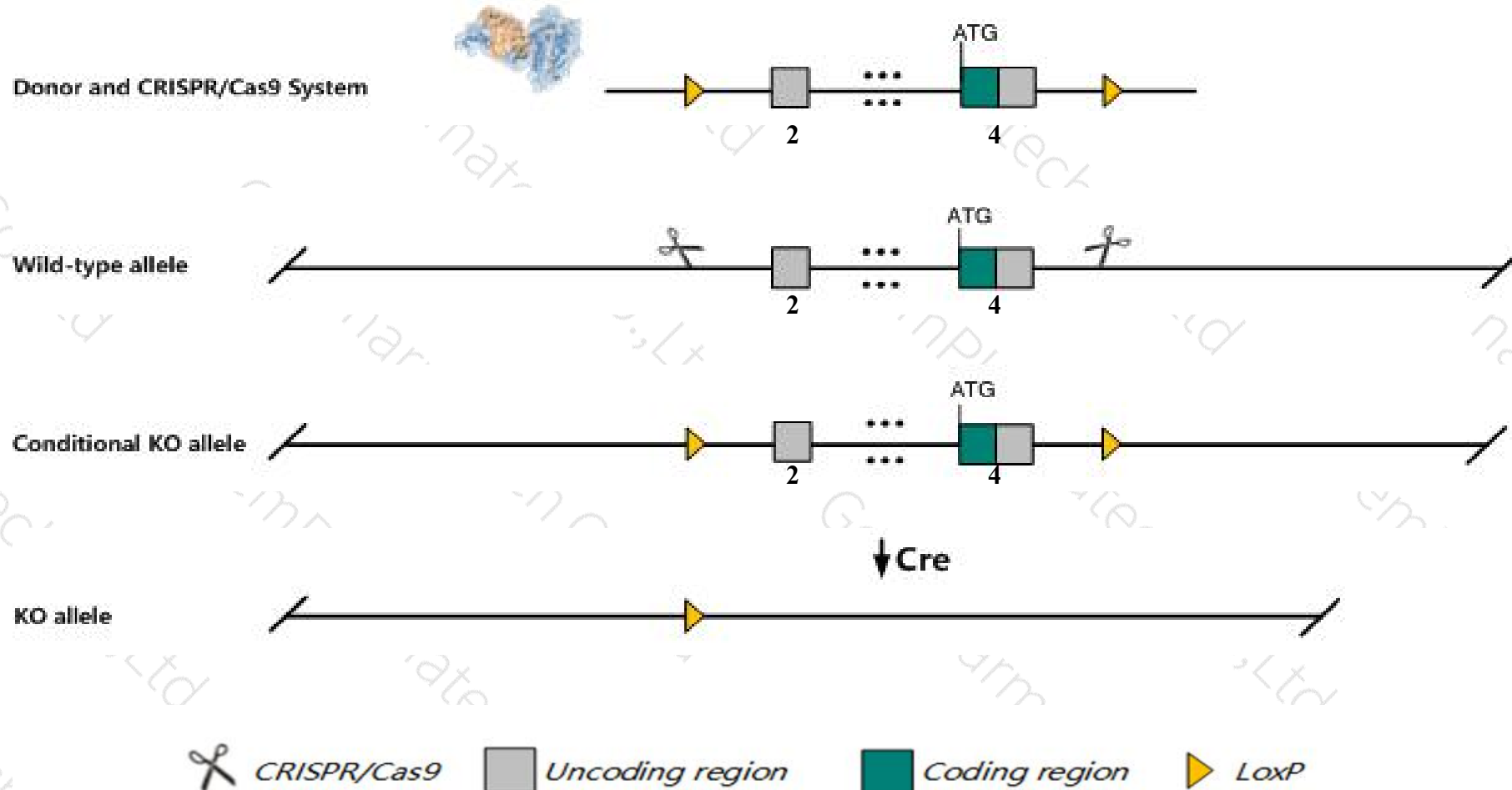
**Cas9-CKO**

**Strain background**

**C57BL/6JGpt**

# Conditional Knockout strategy

This model will use CRISPR/Cas9 technology to edit the *Tlr5* gene. The schematic diagram is as follows:



- The *Tlr5* gene has 5 transcripts. According to the structure of *Tlr5* gene, exon2-exon4 of *Tlr5-201* (ENSMUST00000110997.6) transcript is recommended as the knockout region. The region contains all of the coding sequence. Knock out the region will result in disruption of protein function.
- In this project we use CRISPR/Cas9 technology to modify *Tlr5* gene. The brief process is as follows: CRISPR/Cas9 system and Donor were microinjected into the fertilized eggs of C57BL/6JGpt mice. Fertilized eggs were transplanted to obtain positive F0 mice which were confirmed by PCR and sequencing. A stable F1 generation mouse model was obtained by mating positive F0 generation mice with C57BL/6JGpt mice.
- The flox mice will be knocked out after mating with mice expressing Cre recombinase, resulting in the loss of function of the target gene in specific tissues and cell types.

- According to the existing MGI data, Mice homozygous for disruption of this gene have a generally normal phenotype. However they fail to respond immunologically to purified flagellin and are resistant to infection with *Salmonella typhimurium*.
- The *Tlr5* gene is located on the Chr1. If the knockout mice are crossed with other mice strains to obtain double gene positive homozygous mouse offspring, please avoid the two genes on the same chromosome.
- This Strategy is designed based on genetic information in existing databases. Due to the complexity of biological processes, all risk of loxp insertion on gene transcription, RNA splicing and protein translation cannot be predicted at existing technological level.



# Gene information (NCBI)

## Tlr5 toll-like receptor 5 [Mus musculus (house mouse)]

Gene ID: 53791, updated on 9-Apr-2019

### Summary



<b>Official Symbol</b>	Tlr5 provided by <a href="#">MGI</a>
<b>Official Full Name</b>	toll-like receptor 5 provided by <a href="#">MGI</a>
<b>Primary source</b>	<a href="#">MGI:MGI:1858171</a>
<b>See related</b>	<a href="#">Ensembl:ENSMUSG00000079164</a>
<b>Gene type</b>	protein coding
<b>RefSeq status</b>	VALIDATED
<b>Organism</b>	<a href="#">Mus musculus</a>
<b>Lineage</b>	Eukaryota; Metazoa; Chordata; Craniata; Vertebrata; Euteleostomi; Mammalia; Eutheria; Euarchontoglires; Glires; Rodentia; Myomorpha; Muroidea; Muridae; Murinae; Mus; Mus
<b>Expression</b>	Broad expression in mammary gland adult (RPKM 1.5), lung adult (RPKM 1.5) and 24 other tissues <a href="#">See more</a>
<b>Orthologs</b>	<a href="#">human</a> <a href="#">all</a>

# Transcript information (Ensembl)

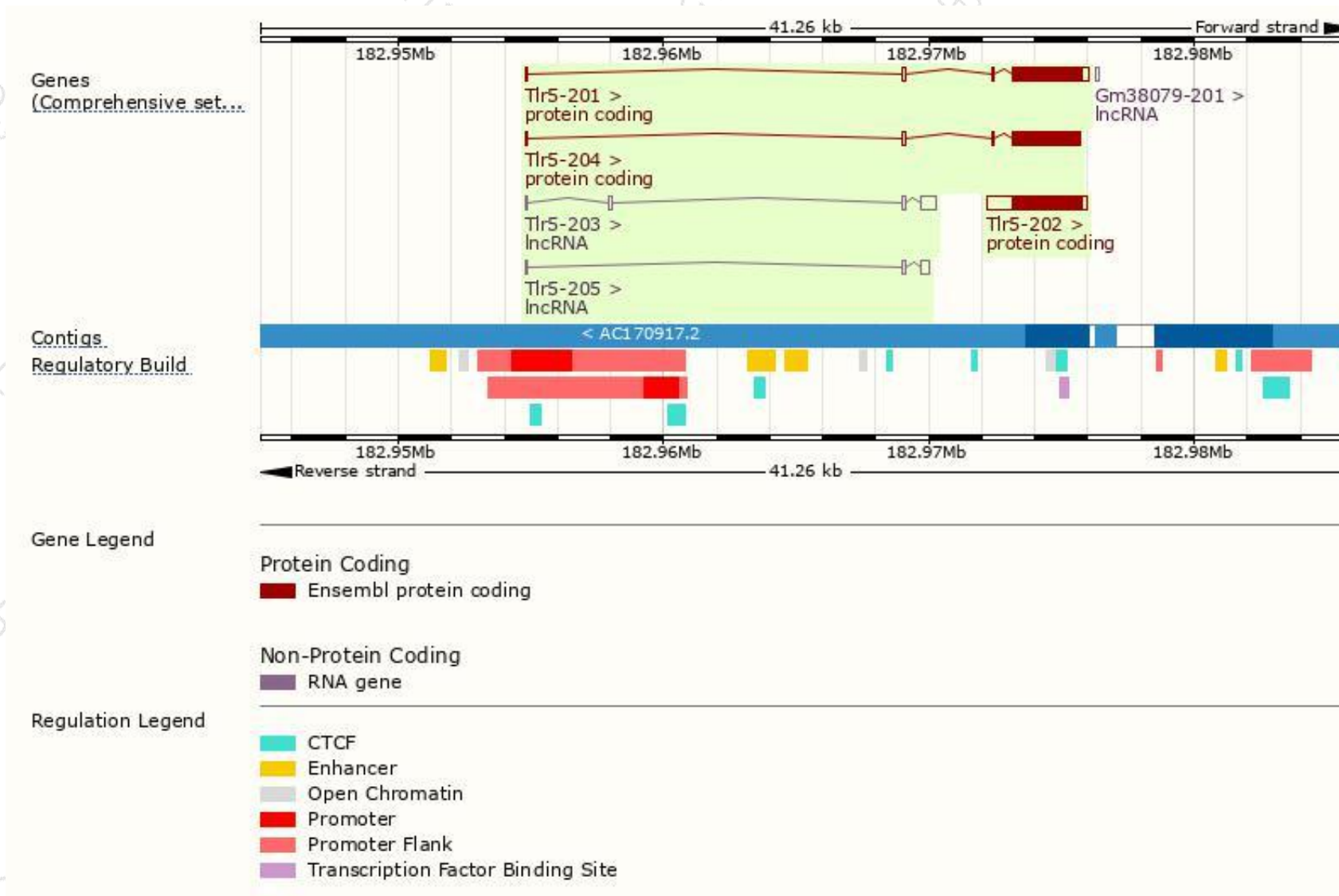
The gene has 5 transcripts,all transcripts are shown below:

Name	Transcript ID	bp	Protein	Biotype	CCDS	UniProt	Flags
Tlr5-201	<a href="#">ENSMUST00000110997.6</a>	3199	<a href="#">873aa</a>	Protein coding	<a href="#">CCDS35815</a>	<a href="#">E9QL10</a>	TSL:1 GENCODE basic APPRIS P2
Tlr5-202	<a href="#">ENSMUST00000191820.1</a>	3818	<a href="#">859aa</a>	Protein coding	-	<a href="#">Q05AH3</a>	TSL:NA GENCODE basic APPRIS ALT2
Tlr5-204	<a href="#">ENSMUST00000193687.5</a>	2847	<a href="#">853aa</a>	Protein coding	-	<a href="#">A0A0A6YVY4</a>	CDS 3' incomplete TSL:1
Tlr5-203	<a href="#">ENSMUST00000193539.5</a>	888	No protein	Processed transcript	-	-	TSL:5
Tlr5-205	<a href="#">ENSMUST00000195614.1</a>	498	No protein	Processed transcript	-	-	TSL:2

The strategy is based on the design of *Tlr5-201* transcript,The transcription is shown below



# Genomic location distribution





# Protein domain

ENSMUSP00000106...

Transmembrane heli...

Low complexity (Seq)

Superfamily

SMART

Pfam

PROSITE profiles

PIRSF

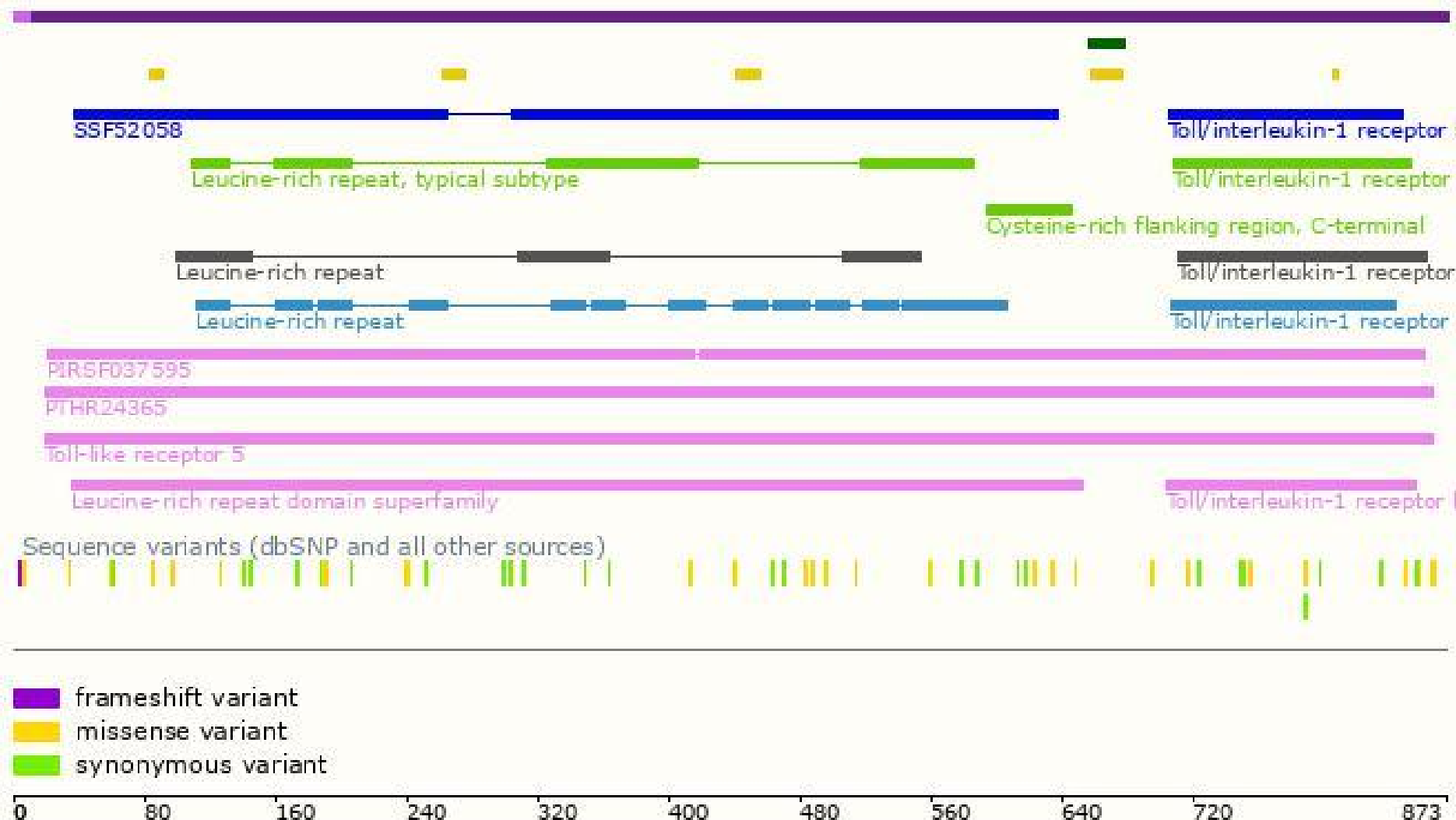
PANTHER

Gene3D


All sequence SNPs/i...

Variant Legend

Scale bar



# Mouse phenotype description(MGI)



*Phenotypes affected by the gene are marked in blue. Data quoted from MGI database(<http://www.informatics.jax.org/>).*

According to the existing MGI data, Mice homozygous for disruption of this gene have a generally normal phenotype.

However they fail to respond immunologically to purified flagellin and are resistant to infection with *Salmonella typhimurium*.

If you have any questions, you are welcome to inquire.

Tel: 400-9660890

