

***Galnt18* Cas9-CKO Strategy**

Designer:

Daohua Xu

Reviewer:

Huimin Su

Design Date:

2019-9-28

Project Overview

Project Name

Galnt18

Project type

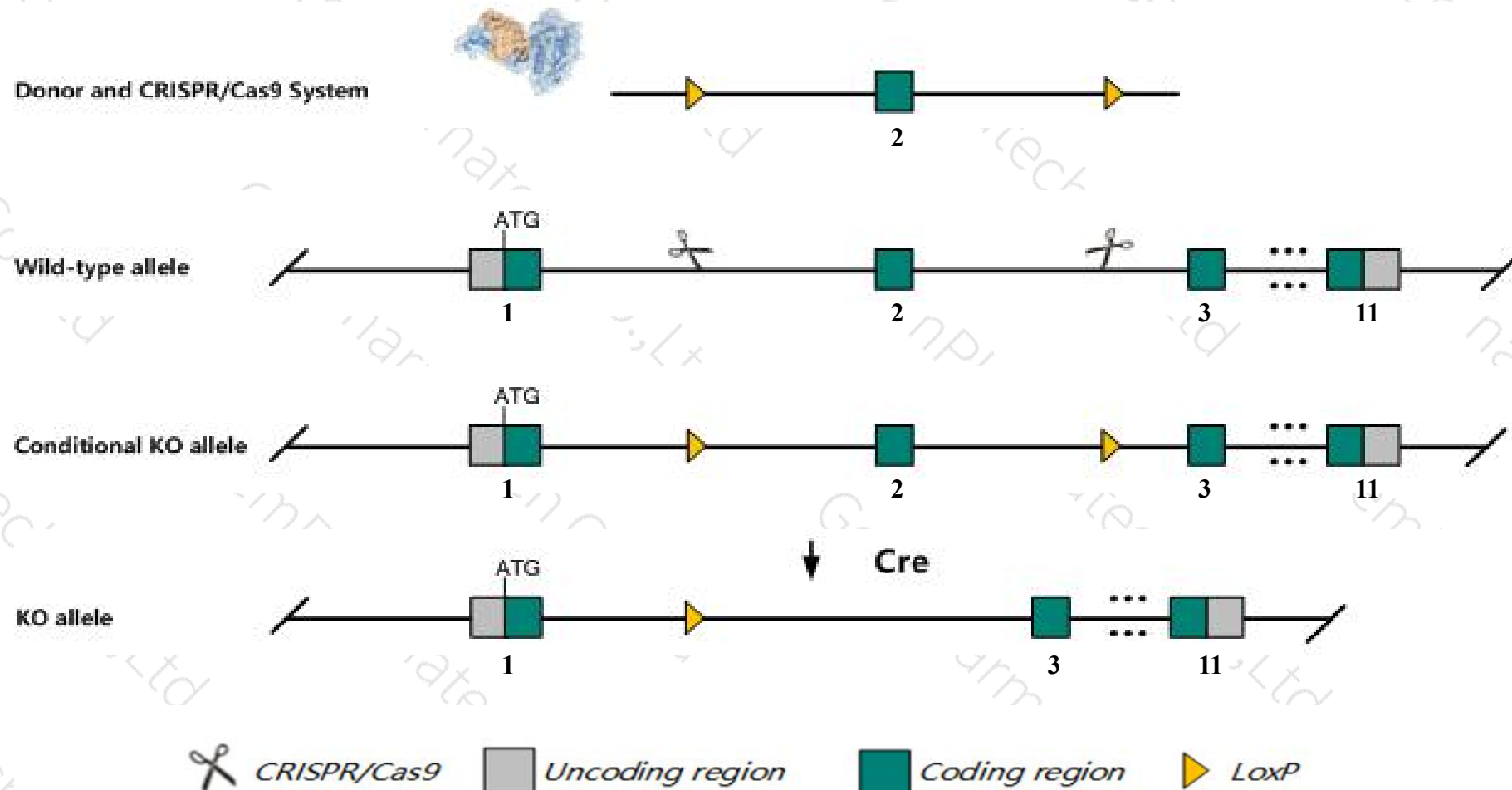
Cas9-CKO

Strain background

C57BL/6JGpt

Conditional Knockout strategy

This model will use CRISPR/Cas9 technology to edit the *Galnt18* gene. The schematic diagram is as follows:



Technical routes

- The *Galnt18* gene has 2 transcripts. According to the structure of *Galnt18* gene, exon2 of *Galnt18-201* (ENSMUST00000049430.14) transcript is recommended as the knockout region. The region contains 193bp coding sequence. Knock out the region will result in disruption of protein function.
- In this project we use CRISPR/Cas9 technology to modify *Galnt18* gene. The brief process is as follows: CRISPR/Cas9 system and Donor were microinjected into the fertilized eggs of C57BL/6JGpt mice. Fertilized eggs were transplanted to obtain positive F0 mice which were confirmed by PCR and sequencing. A stable F1 generation mouse model was obtained by mating positive F0 generation mice with C57BL/6JGpt mice.
- The flox mice will be knocked out after mating with mice expressing Cre recombinase, resulting in the loss of function of the target gene in specific tissues and cell types.

Notice

- The *Galnt18* gene is located on the Chr7. If the knockout mice are crossed with other mice strains to obtain double gene positive homozygous mouse offspring, please avoid the two genes on the same chromosome.
- This Strategy is designed based on genetic information in existing databases. Due to the complexity of biological processes, all risk of loxp insertion on gene transcription, RNA splicing and protein translation cannot be predicted at existing technological level.

Gene information (NCBI)

Galnt18 polypeptide N-acetylgalactosaminyltransferase 18 [Mus musculus (house mouse)]

Gene ID: 233733, updated on 31-Jan-2019

Summary




Official Symbol	Galnt18 provided by MGI
Official Full Name	polypeptide N-acetylgalactosaminyltransferase 18 provided by MGI
Primary source	MGI:MGI:2446239
See related	Ensembl:ENSMUSG00000038296
Gene type	protein coding
RefSeq status	VALIDATED
Organism	Mus musculus
Lineage	Eukaryota; Metazoa; Chordata; Craniata; Vertebrata; Euteleostomi; Mammalia; Eutheria; Euarchontoglires; Glires; Rodentia; Myomorpha; Muroidea; Muridae; Murinae; Mus; Mus
Also known as	2900011G21Rik, BC024988, Galnt14, galNAc-T18, mpp-GalNAc-T18(O18)
Expression	Broad expression in lung adult (RPKM 56.9), genital fat pad adult (RPKM 13.8) and 17 other tissues See more
Orthologs	human all

Transcript information (Ensembl)

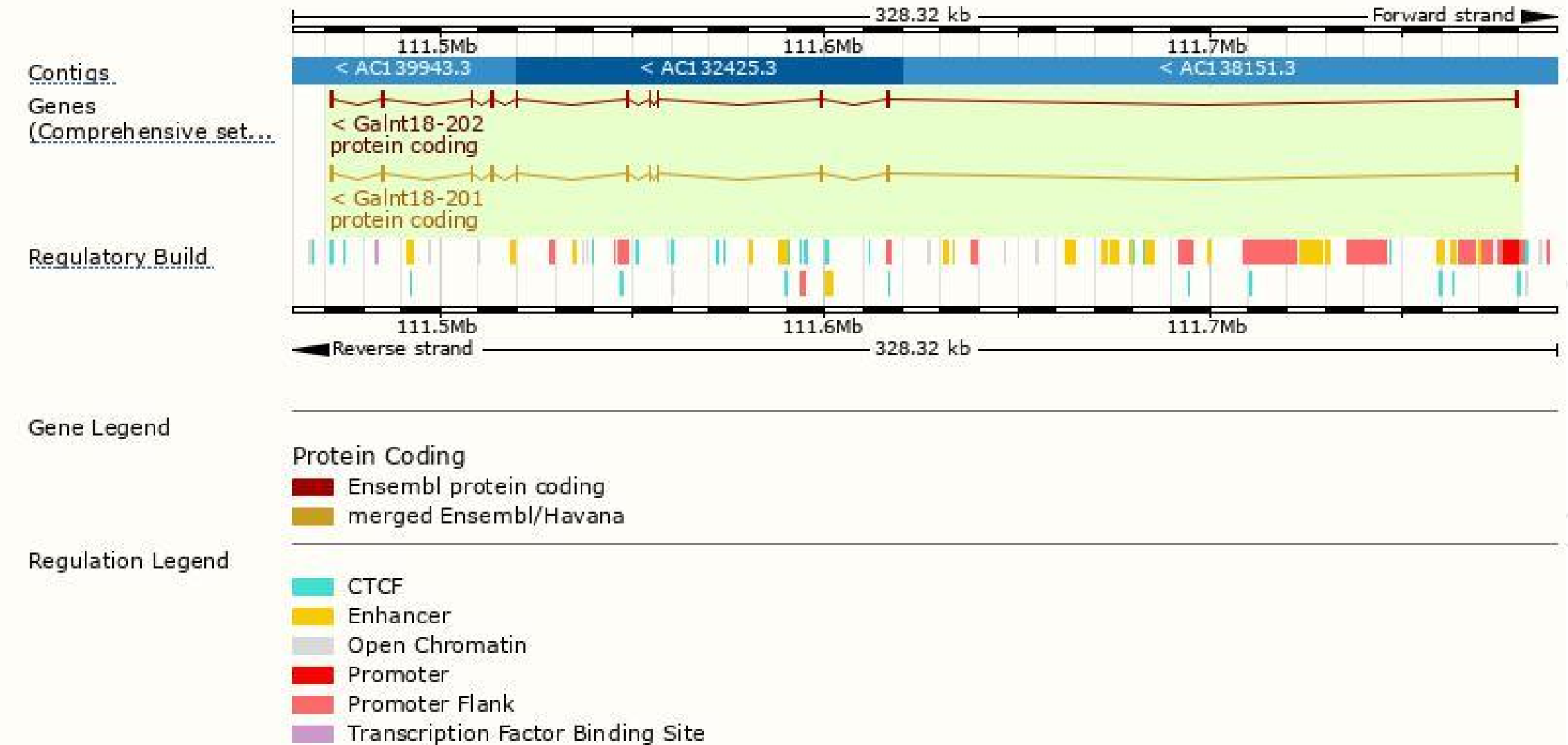
The gene has 2 transcripts,all transcripts are shown below:

Name	Transcript ID	bp	Protein	Biotype	CCDS	UniProt	Flags
Galnt18-201	ENSMUST00000049430.14	2575	622aa	Protein coding	CCDS21751	Q8K1B9	TSL:1 GENCODE basic
Galnt18-202	ENSMUST00000106663.1	2530	607aa	Protein coding	-	Q59J91	TSL:1 GENCODE basic APPRIS P1

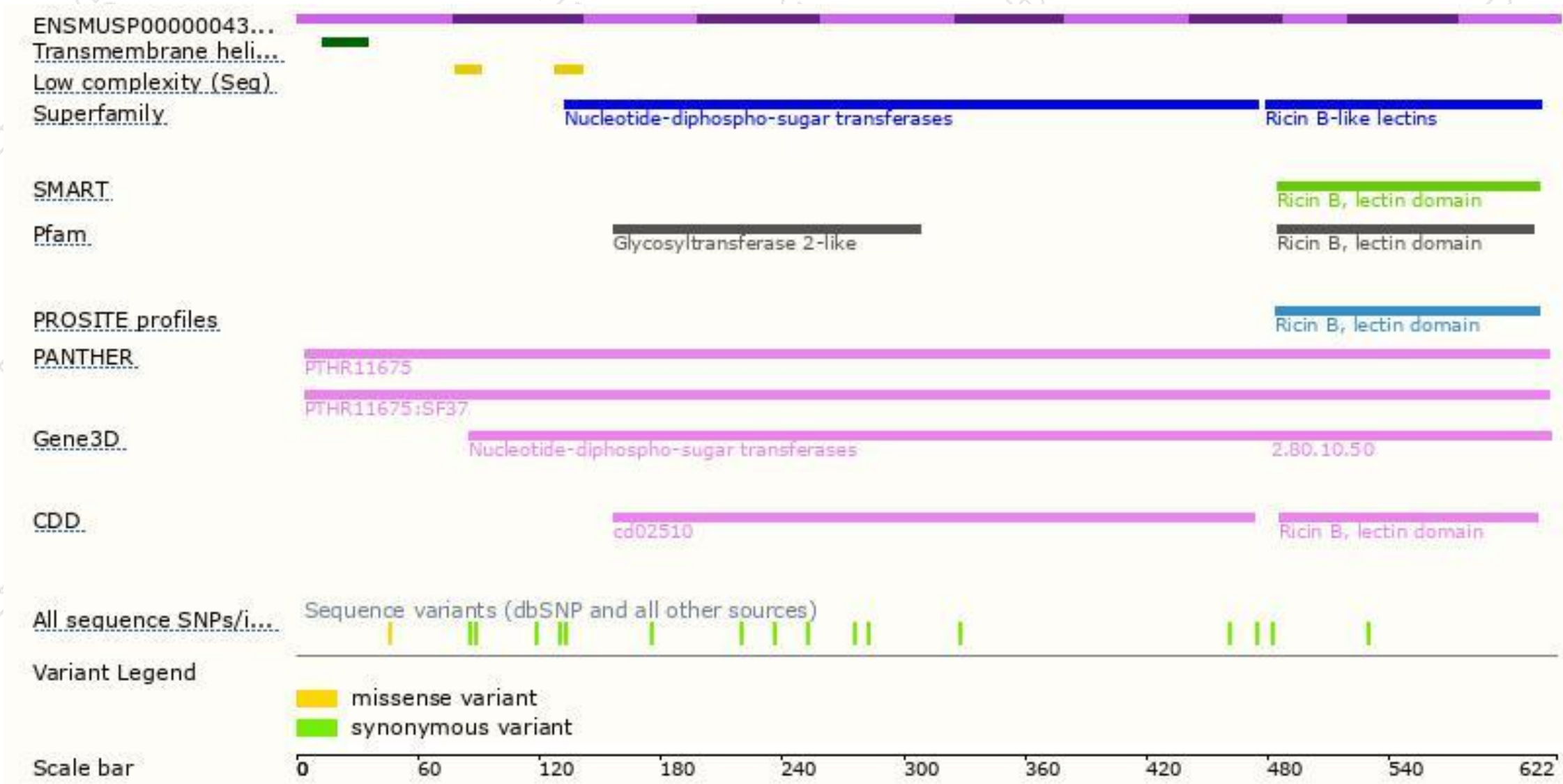
The strategy is based on the design of *Galnt18-201* transcript,The transcription is shown below



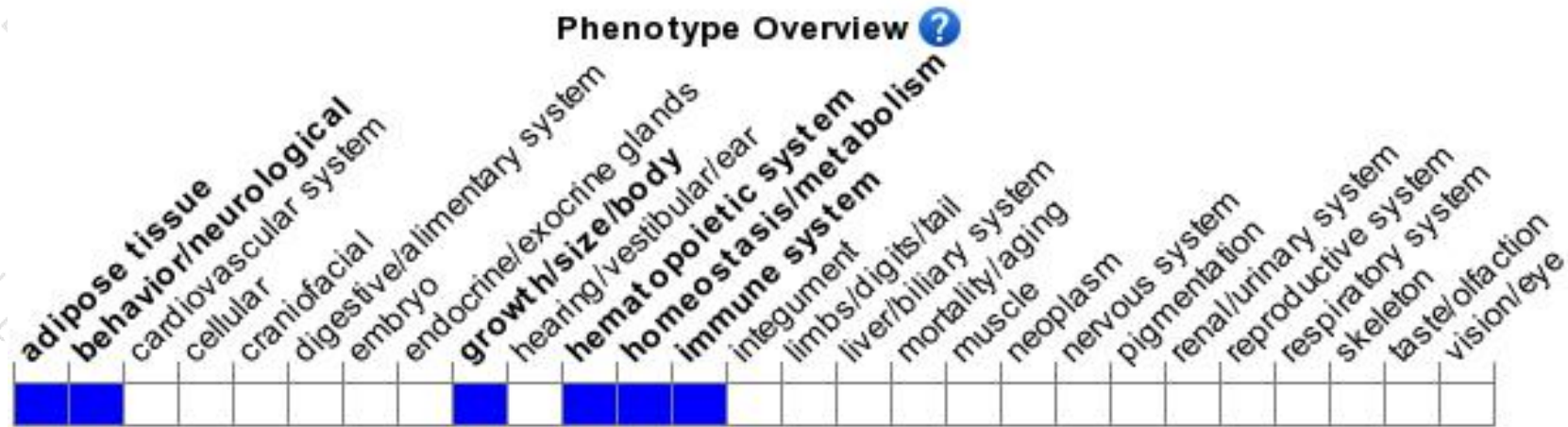
Genomic location distribution



Protein domain



Mouse phenotype description(MGI)



Phenotypes affected by the gene are marked in blue. Data quoted from MGI database(<http://www.informatics.jax.org/>).

If you have any questions, you are welcome to inquire.

Tel: 400-9660890

