

# *Prss54* Cas9-KO Strategy

**Designer:**

**Daohua Xu**

**Design Date:**

**2019-7-30**

# Project Overview

**Project Name**

*Prss54*

**Project type**

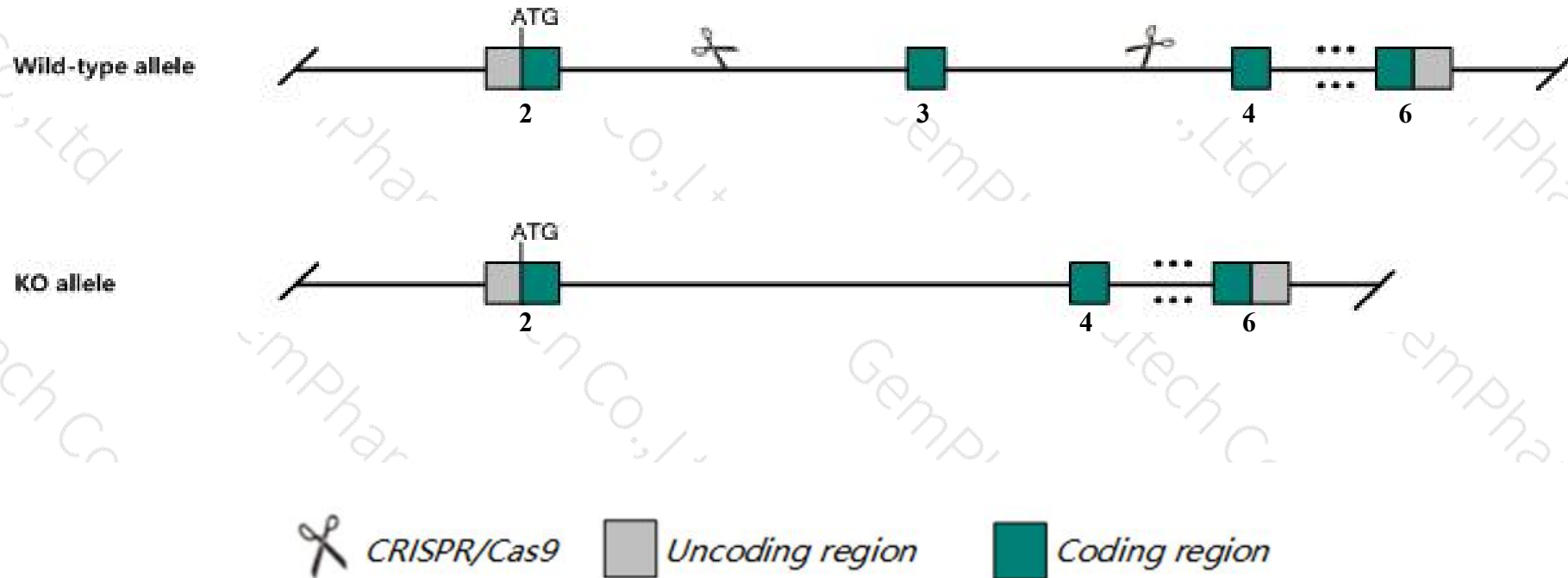
**Cas9-KO**

**Strain background**

**C57BL/6JGpt**

# Knockout strategy

This model will use CRISPR/Cas9 technology to edit the *Prss54* gene. The schematic diagram is as follows:



- The *Prss54* gene has 5 transcripts. According to the structure of *Prss54* gene, exon3 of *Prss54-201* (ENSMUST00000052690.12) transcript is recommended as the knockout region. The region contains 172bp coding sequence. Knock out the region will result in disruption of protein function.
- In this project we use CRISPR/Cas9 technology to modify *Prss54* gene. The brief process is as follows: CRISPR/Cas9 system

- The *Prss54* gene is located on the Chr8. If the knockout mice are crossed with other mice strains to obtain double gene positive homozygous mouse offspring, please avoid the two genes on the same chromosome.
- This Strategy is designed based on genetic information in existing databases. Due to the complexity of biological processes, all risk of the gene knockout on gene transcription, RNA splicing and protein translation cannot be predicted at the existing technology level.



# Gene information (NCBI)

## Prss54 protease, serine 54 [Mus musculus (house mouse)]

Gene ID: 70993, updated on 31-Jan-2019

### Summary




<b>Official Symbol</b>	Prss54 provided by <a href="#">MGI</a>
<b>Official Full Name</b>	protease, serine 54 provided by <a href="#">MGI</a>
<b>Primary source</b>	<a href="#">MGI:MGI:1918243</a>
<b>See related</b>	<a href="#">Ensembl:ENSMUSG00000048400</a>
<b>Gene type</b>	protein coding
<b>RefSeq status</b>	VALIDATED
<b>Organism</b>	<a href="#">Mus musculus</a>
<b>Lineage</b>	Eukaryota; Metazoa; Chordata; Craniata; Vertebrata; Euteleostomi; Mammalia; Eutheria; Euarchontoglires; Glires; Rodentia; Myomorpha; Muroidea; Muridae; Murinae; Mus; Mus
<b>Also known as</b>	4931432M23Rik, Kikbl4
<b>Expression</b>	Restricted expression toward testis adult (RPKM 70.8) <a href="#">See more</a>
<b>Orthologs</b>	<a href="#">human</a> <a href="#">all</a>

# Transcript information (Ensembl)


The gene has 5 transcripts,all transcripts are shown below:

Name	Transcript ID	bp	Protein	Biotype	CCDS	UniProt	Flags
Prss54-201	<a href="#">ENSMUST00000052690.12</a>	1438	<a href="#">383aa</a>	<div><div></div>Protein coding</div>	<a href="#">CCDS80916</a>	<a href="#">A6H685</a>	TSL:1 GENCODE basic APPRIS P2
Prss54-205	<a href="#">ENSMUST00000213096.1</a>	1501	<a href="#">383aa</a>	<div><div></div>Protein coding</div>	-	<a href="#">Q7M756</a>	TSL:5 GENCODE basic APPRIS ALT2
Prss54-202	<a href="#">ENSMUST00000180075.1</a>	1152	<a href="#">383aa</a>	<div><div></div>Protein coding</div>	-	<a href="#">Q7M756</a>	TSL:5 GENCODE basic APPRIS ALT2
Prss54-204	<a href="#">ENSMUST00000212513.1</a>	1694	No protein	<div><div></div>lncRNA</div>	-	-	TSL:5
Prss54-203	<a href="#">ENSMUST00000212368.1</a>	301	No protein	<div><div></div>lncRNA</div>	-	-	TSL:2

The strategy is based on the design of *Prss54-201* transcript,The transcription is shown below

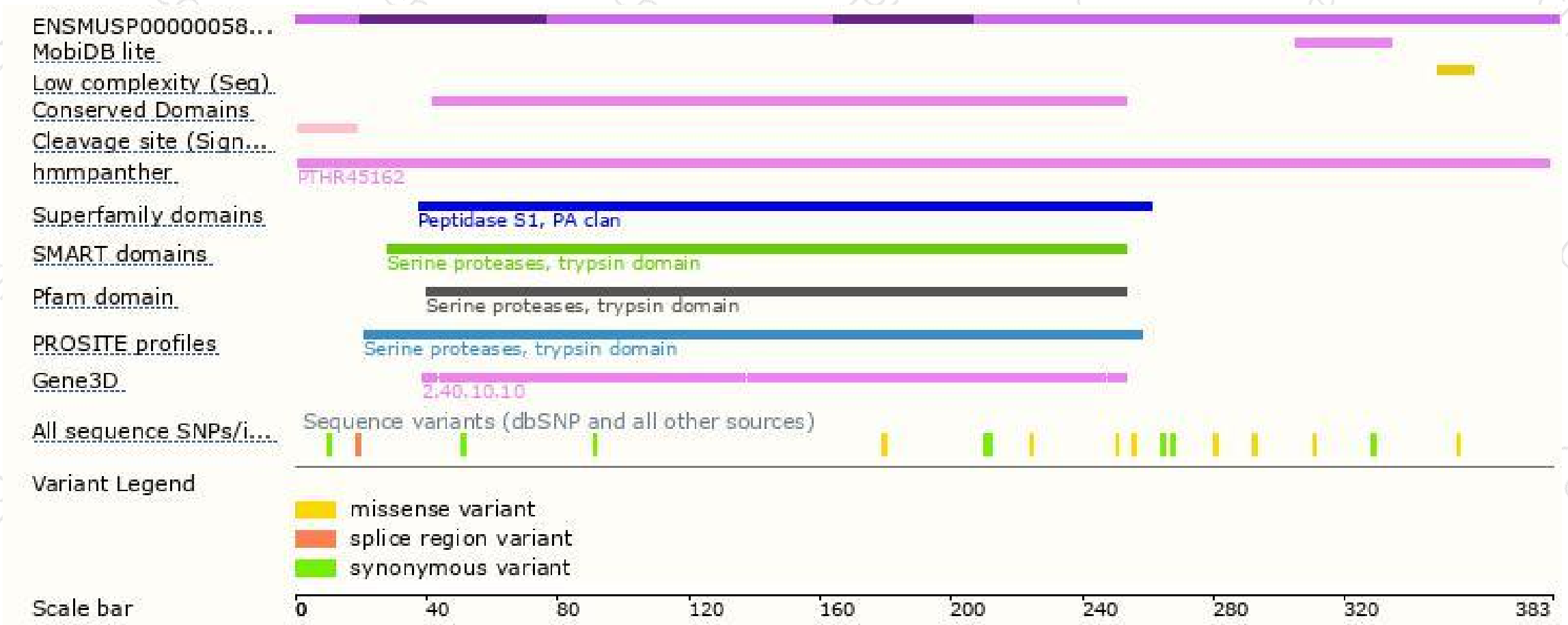


# Genomic location distribution





# Protein domain



If you have any questions, you are welcome to inquire.

Tel: 400-9660890

