

Ube2r2 Cas9-CKO Strategy

Designer: Yanhua Shen
Design Date: 2019-08-05

Project Overview

Project Name

Ube2r2

Project type

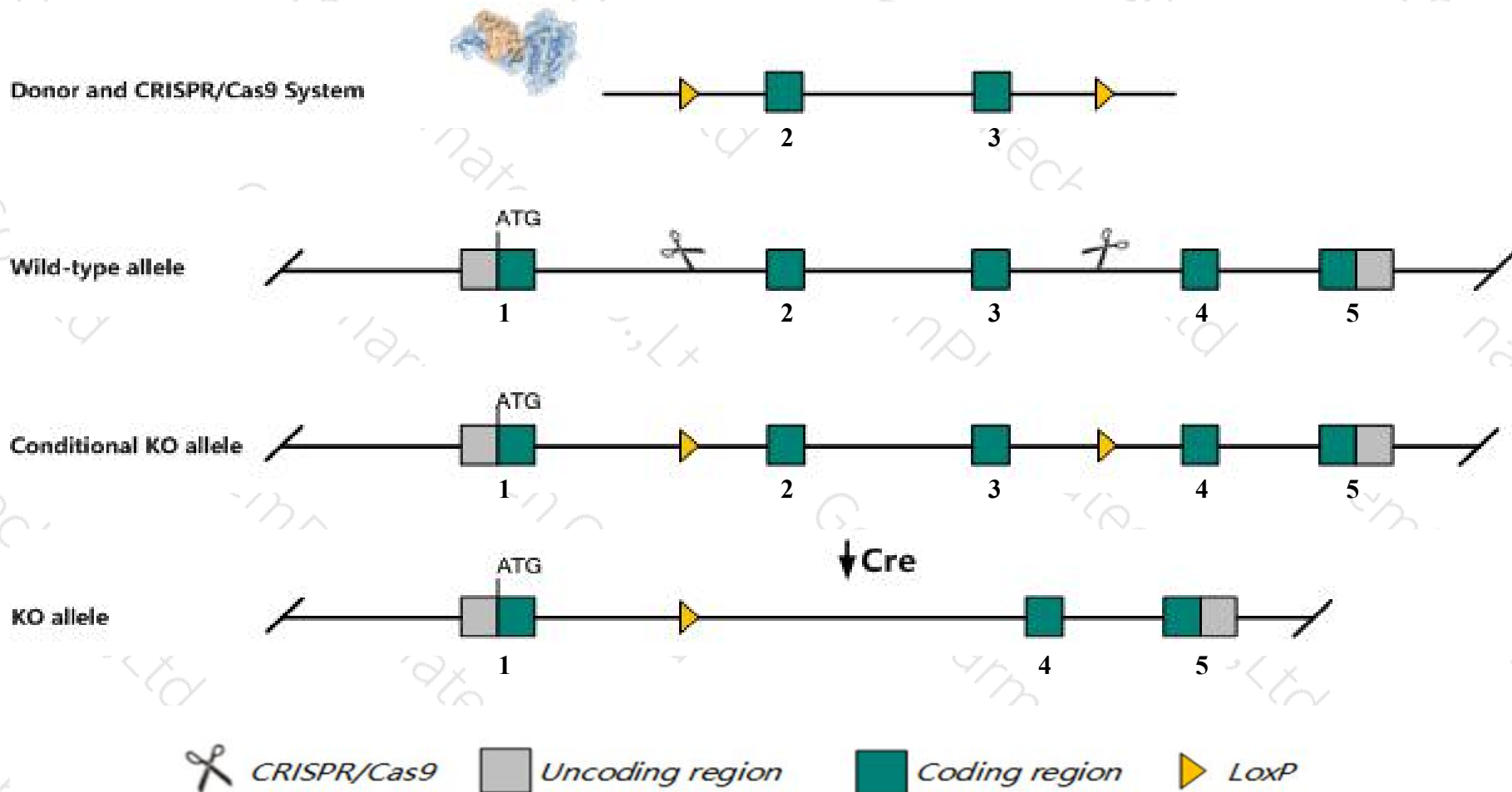
Cas9-CKO

Strain background

C57BL/6JGpt

Conditional Knockout strategy

This model will use CRISPR/Cas9 technology to edit the *Ube2r2* gene. The schematic diagram is as follows:



Technical routes

- The *Ube2r2* gene has 3 transcripts. According to the structure of *Ube2r2* gene, exon2-exon3 of *Ube2r2-201* (ENSMUST00000040008.3) transcript is recommended as the knockout region. The region contains 185bp coding sequence. Knock out the region will result in disruption of protein function.
- In this project we use CRISPR/Cas9 technology to modify *Ube2r2* gene. The brief process is as follows: CRISPR/Cas9 system and Donor were microinjected into the fertilized eggs of C57BL/6JGpt mice. Fertilized eggs were transplanted to obtain positive F0 mice which were confirmed by PCR and sequencing. A stable F1 generation mouse model was obtained by mating positive F0 generation mice with C57BL/6JGpt mice.
- The flox mice will be knocked out after mating with mice expressing Cre recombinase, resulting in the loss of function of the target gene in specific tissues and cell types.

Notice

- The *Ube2r2* gene is located on the Chr4. If the knockout mice are crossed with other mice strains to obtain double gene positive homozygous mouse offspring, please avoid the two genes on the same chromosome.
- This Strategy is designed based on genetic information in existing databases. Due to the complexity of biological processes, all risk of loxp insertion on gene transcription, RNA splicing and protein translation cannot be predicted at existing technological level.

Gene information (NCBI)

Ube2r2 ubiquitin-conjugating enzyme E2R 2 [Mus musculus (house mouse)]

Gene ID: 67615, updated on 31-Jan-2019

Summary




Official Symbol	Ube2r2 provided by MGI
Official Full Name	ubiquitin-conjugating enzyme E2R 2 provided by MGI
Primary source	MGI:MGI:1914865
See related	Ensembl:ENSMUSG00000036241
Gene type	protein coding
RefSeq status	PROVISIONAL
Organism	Mus musculus
Lineage	Eukaryota; Metazoa; Chordata; Craniata; Vertebrata; Euteleostomi; Mammalia; Eutheria; Euarchontoglires; Glires; Rodentia; Myomorpha; Muroidea; Muridae; Murinae; Mus; Mus
Also known as	1200003M11Rik, Cdc34b, Ubc3b
Expression	Ubiquitous expression in CNS E11.5 (RPKM 43.4), bladder adult (RPKM 39.1) and 28 other tissues See more
Orthologs	human all

Transcript information (Ensembl)

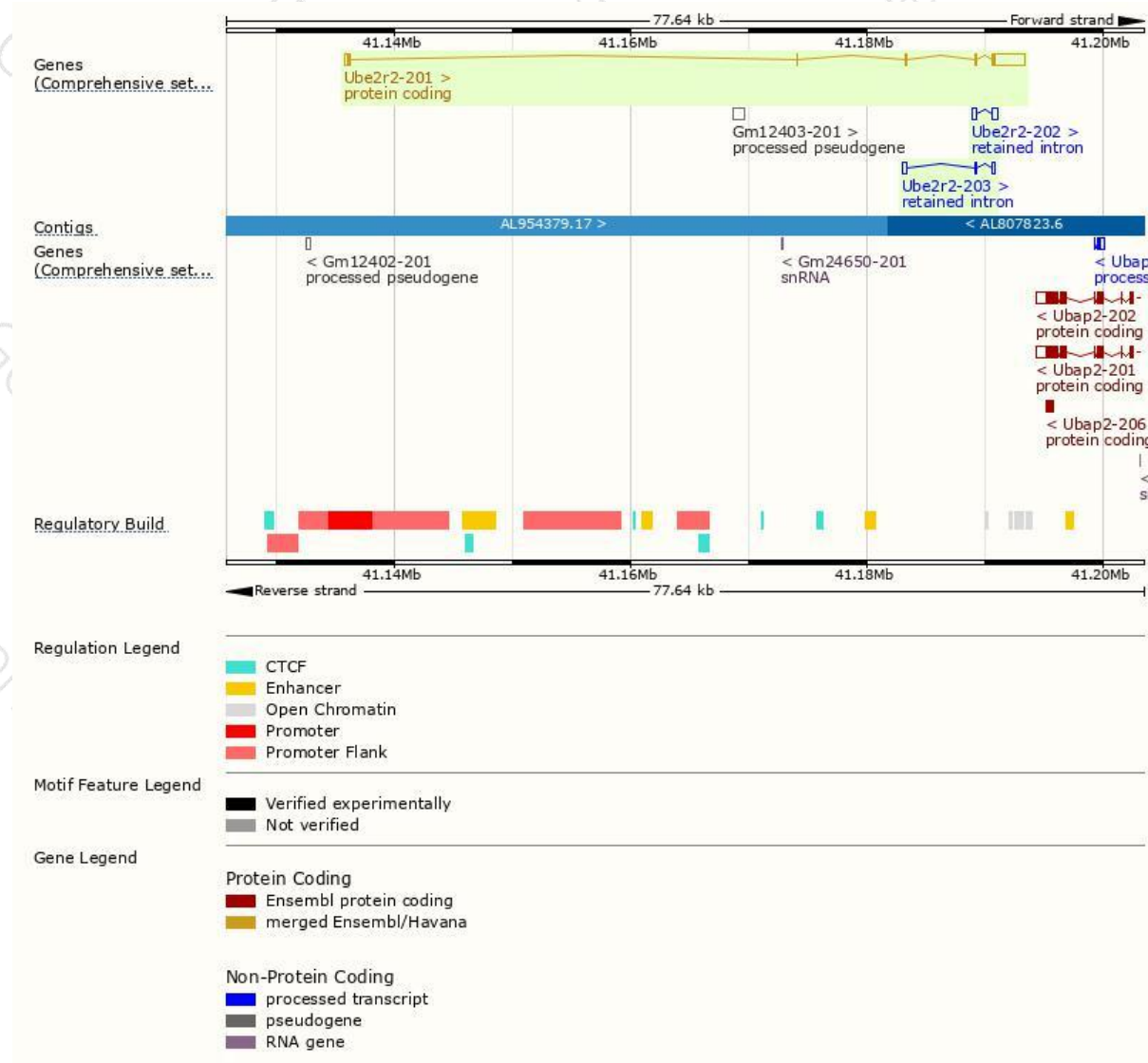
The gene has 3 transcripts,all transcripts are shown below:

Name	Transcript ID	bp	Protein	Biotype	CCDS	UniProt	Flags
Ube2r2-201	ENSMUST00000040008.3	3600	238aa	Protein coding	CCDS18057	Q6ZWZ2	TSL:1 GENCODE basic APPRIS P1
Ube2r2-202	ENSMUST00000123642.1	831	No protein	Retained intron	-	-	TSL:1
Ube2r2-203	ENSMUST00000129874.1	777	No protein	Retained intron	-	-	TSL:2

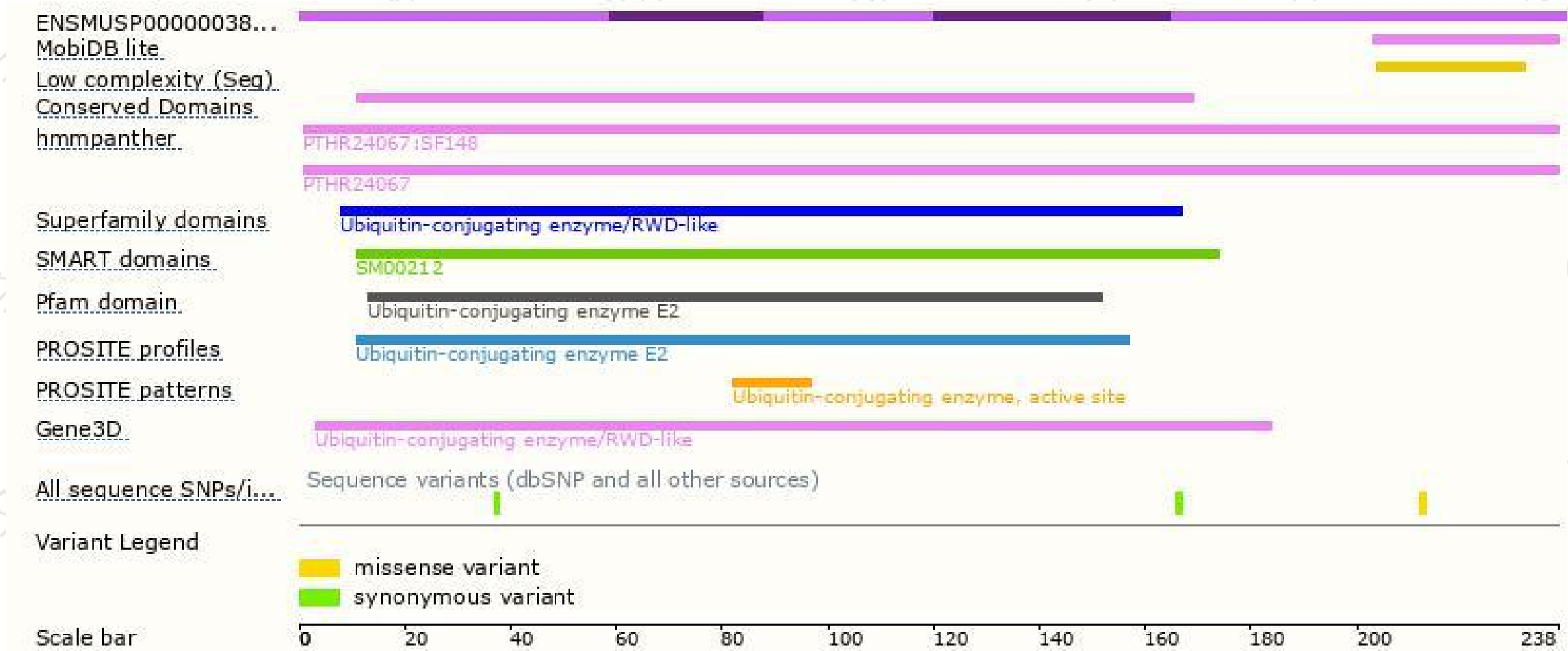
The strategy is based on the design of *Ube2r2-201* transcript,The transcription is shown below



Genomic location distribution



Protein domain



If you have any questions, you are welcome to inquire.

Tel: 400-9660890

