

# *Bnpl* Cas9-KO Strategy

**Designer:**

**Jinling Wang**

**Design Date:**

**2019-7-29**

# Project Overview

**Project Name**

***Bnipl***

**Project type**

**Cas9-KO**

**Strain background**

**C57BL/6JGpt**

# Knockout strategy

This model will use CRISPR/Cas9 technology to edit the *Bnpl* gene. The schematic diagram is as follows:



- The *Bnpl* gene has 5 transcripts. According to the structure of *Bnpl* gene, exon4-exon6 of *Bnpl*-202 (ENSMUST00000107195.8) transcript is recommended as the knockout region. The region contains 511bp coding sequence. Knock out the region will result in disruption of protein function.
- In this project we use CRISPR/Cas9 technology to modify *Bnpl* gene. The brief process is as follows: CRISPR/Cas9 system

- The *Bnpl* gene is located on the Chr3. If the knockout mice are crossed with other mice strains to obtain double gene positive homozygous mouse offspring, please avoid the two genes on the same chromosome.
- This Strategy is designed based on genetic information in existing databases. Due to the complexity of biological processes, all risk of the gene knockout on gene transcription, RNA splicing and protein translation cannot be predicted at the existing technology level.



# Gene information (NCBI)

## Bn1pl BCL2/adenovirus E1B 19kD interacting protein like [Mus musculus (house mouse)]

Gene ID: 171388, updated on 31-Jan-2019

### Summary




<b>Official Symbol</b>	Bn1pl provided by <a href="#">MGI</a>
<b>Official Full Name</b>	BCL2/adenovirus E1B 19kD interacting protein like provided by <a href="#">MGI</a>
<b>Primary source</b>	<a href="#">MGI:MGI:2384749</a>
<b>See related</b>	<a href="#">Ensembl:ENSMUSG00000028115</a>
<b>Gene type</b>	protein coding
<b>RefSeq status</b>	VALIDATED
<b>Organism</b>	<a href="#">Mus musculus</a>
<b>Lineage</b>	Eukaryota; Metazoa; Chordata; Craniata; Vertebrata; Euteleostomi; Mammalia; Eutheria; Euarchontoglires; Glires; Rodentia; Myomorpha; Muroidea; Muridae; Murinae; Mus; Mus
<b>Also known as</b>	1700128A13Rik, BNIP-S, BNIPL1, BNIPL2, PP73, PP753
<b>Expression</b>	Biased expression in stomach adult (RPKM 4.7), bladder adult (RPKM 4.5) and 11 other tissues <a href="#">See more</a>
<b>Orthologs</b>	<a href="#">human</a> <a href="#">all</a>

# Transcript information (Ensembl)

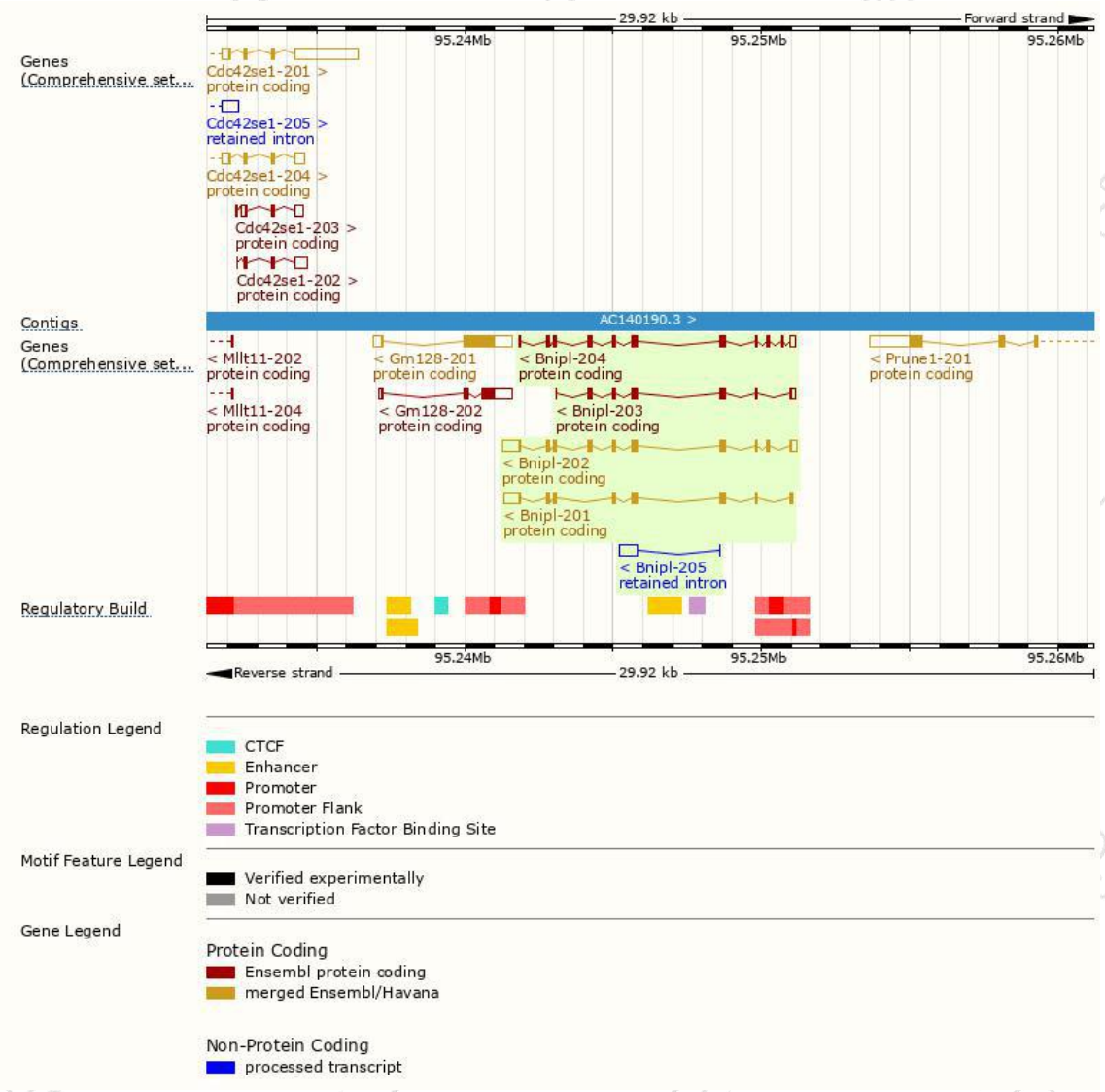
The gene has 5 transcripts,all transcripts are shown below:

Name	Transcript ID	bp	Protein	Biotype	CCDS	UniProt	Flags
Bnpl-202	<a href="#">ENSMUST00000107195.8</a>	1810	<a href="#">356aa</a>	Protein coding	<a href="#">CCDS17609</a>	<a href="#">E9QME1</a>	TSL:1 GENCODE basic APPRIS P1
Bnpl-201	<a href="#">ENSMUST00000098871.10</a>	1414	<a href="#">280aa</a>	Protein coding	<a href="#">CCDS50988</a>	<a href="#">E9Q8I3</a>	TSL:1 GENCODE basic
Bnpl-204	<a href="#">ENSMUST00000137250.8</a>	1251	<a href="#">328aa</a>	Protein coding	-	<a href="#">Q99JU7</a>	TSL:5 GENCODE basic
Bnpl-203	<a href="#">ENSMUST00000125515.2</a>	917	<a href="#">259aa</a>	Protein coding	-	<a href="#">D3YY90</a>	CDS 3' incomplete TSL:5
Bnpl-205	<a href="#">ENSMUST00000176070.1</a>	622	No protein	Retained intron	-	-	TSL:5

The strategy is based on the design of *Bnpl-202* transcript,The transcription is shown below

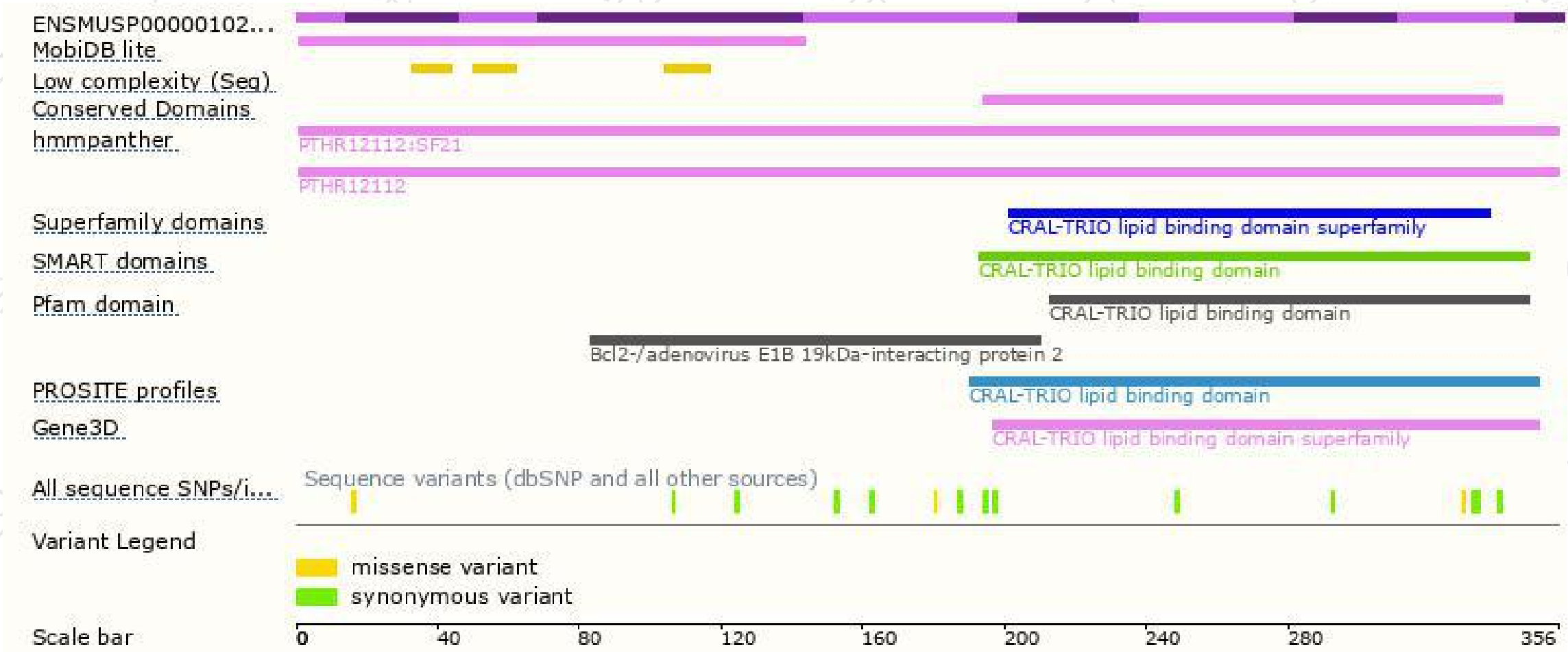


# Genomic location distribution





# Protein domain



If you have any questions, you are welcome to inquire.

Tel: 400-9660890

