

# ***Them5 Cas9-CKO Strategy***

**Designer:**

**Jiayuan Yao**

**Reviewer**

**Wenjing Li**

**Design Date:**

**2019-12-12**

# Project Overview

**Project Name**

***Them5***

**Project type**

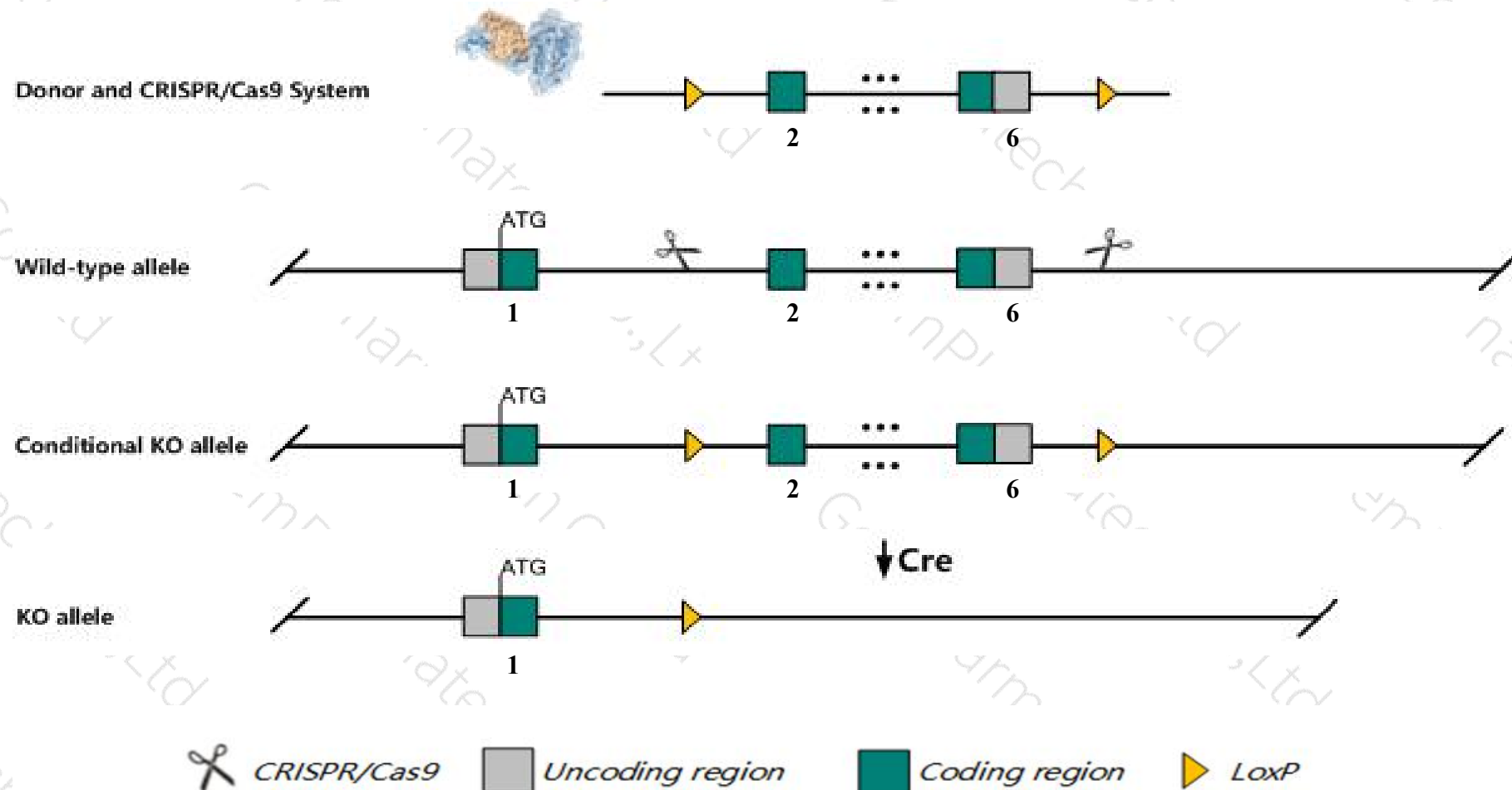
**Cas9-CKO**

**Strain background**

**C57BL/6JGpt**

# Conditional Knockout strategy

This model will use CRISPR/Cas9 technology to edit the *Them5* gene. The schematic diagram is as follows:



# Technical routes

The *Them5* gene has 2 transcripts. According to the structure of *Them5* gene, exon2-exon6 of *Them5-201* (ENSMUST00000029794.10) transcript is recommended as the knockout region. The region contains most of the coding sequence. Knock out the region will result in disruption of protein function.

In this project we use CRISPR/Cas9 technology to modify *Them5* gene. The brief process is as follows: CRISPR/Cas9 system and Donor were microinjected into the fertilized eggs of C57BL/6JGpt mice. Fertilized eggs were transplanted to obtain positive F0 mice which were confirmed by PCR and sequencing. A stable F1 generation mouse model was obtained by mating positive F0 generation mice with C57BL/6JGpt mice.

The flox mice will be knocked out after mating with mice expressing Cre recombinase, resulting in the loss of function of the target gene in specific tissues and cell types.

# Notice

According to the existing MGI data, Mice homozygous for a knockout of this gene have abnormal mitochondria and display defects in mitochondrial respiration and in lipid metabolism.

The *Them5* gene is located on the Chr3. If the knockout mice are crossed with other mice strains to obtain double gene positive homozygous mouse offspring, please avoid the two genes on the same chromosome.

This Strategy is designed based on genetic information in existing databases. Due to the complexity of biological processes, all risk of loxp insertion on gene transcription, RNA splicing and protein translation cannot be predicted at existing technological level.



## Them5 thioesterase superfamily member 5 [Mus musculus (house mouse)]

Gene ID: 66198, updated on 31-Jan-2019

### Summary



<b>Official Symbol</b>	Them5 provided by <a href="#">MGI</a>
<b>Official Full Name</b>	thioesterase superfamily member 5 provided by <a href="#">MGI</a>
<b>Primary source</b>	<a href="#">MGI:MGI:1913448</a>
<b>See related</b>	<a href="#">Ensembl:ENSMUSG00000028148</a>
<b>Gene type</b>	protein coding
<b>RefSeq status</b>	VALIDATED
<b>Organism</b>	<a href="#">Mus musculus</a>
<b>Lineage</b>	Eukaryota; Metazoa; Chordata; Craniata; Vertebrata; Euteleostomi; Mammalia; Eutheria; Euarchontoglires; Glires; Rodentia; Myomorpha; Muroidea; Muridae; Murinae; Mus; Mus
<b>Also known as</b>	1110007B02Rik, 1110038F21Rik
<b>Expression</b>	Biased expression in stomach adult (RPKM 19.4), lung adult (RPKM 4.7) and 1 other tissue <a href="#">See more</a>
<b>Orthologs</b>	<a href="#">human</a> <a href="#">all</a>

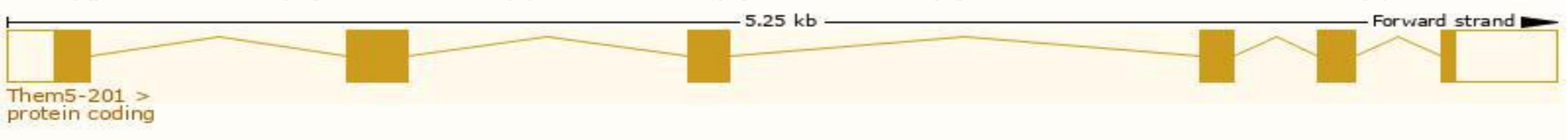
# Transcript information

## Ensembl

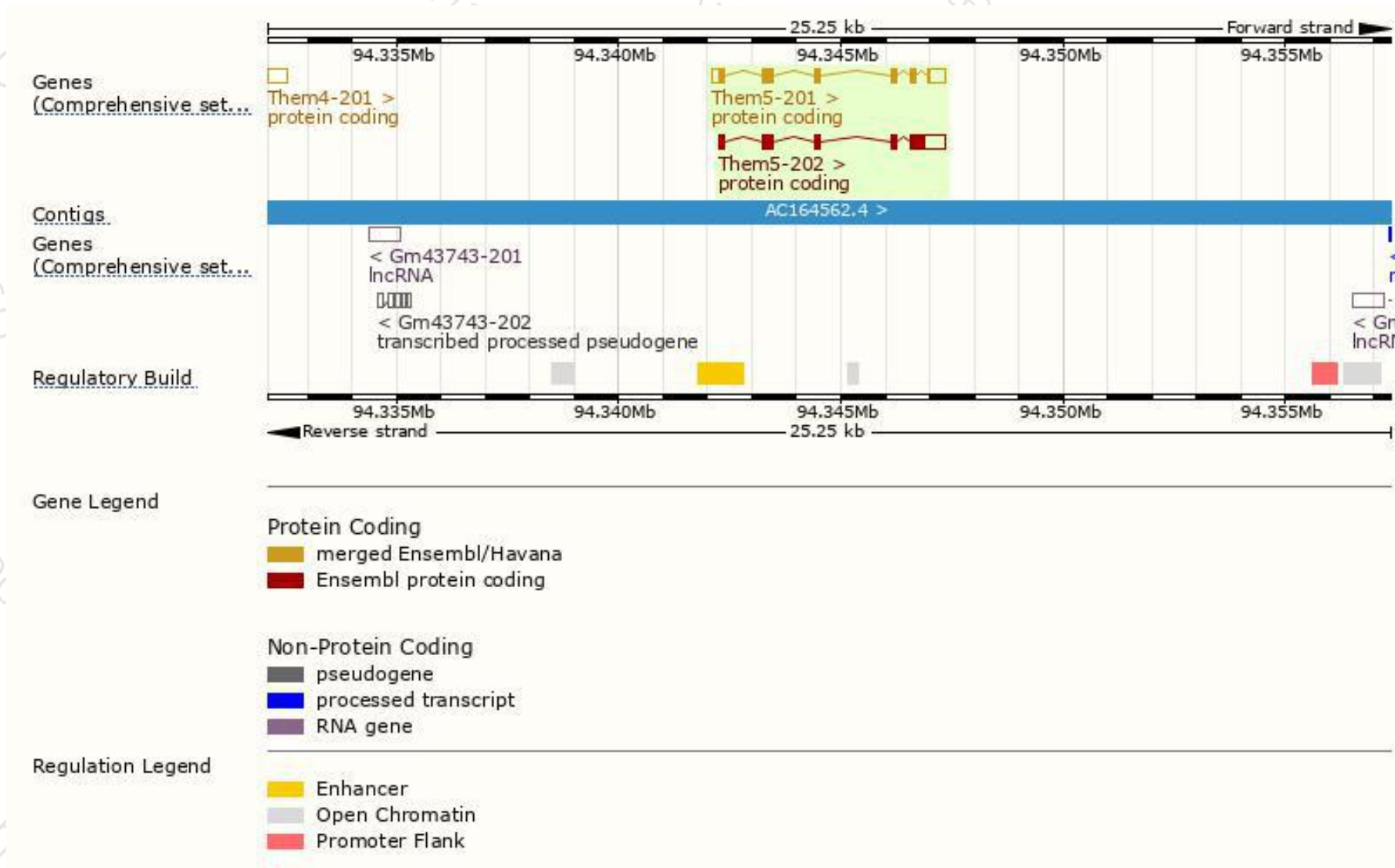
The gene has 2 transcripts,all transcripts are shown below:

Name	Transcript ID	bp	Protein	Biotype	CCDS	UniProt	Flags
Them5-201	<a href="#">ENSMUST00000029794.10</a>	1251	<a href="#">248aa</a>	Protein coding	<a href="#">CCDS17590</a>	<a href="#">Q9CQJ0</a>	TSL:1 GENCODE basic APPRIS P1
Them5-202	<a href="#">ENSMUST00000198083.1</a>	1378	<a href="#">301aa</a>	Protein coding	-	<a href="#">A0A0G2JEK7</a>	TSL:5 GENCODE basic

The strategy is based on the design of *Them5-201* transcript,The transcription is shown below

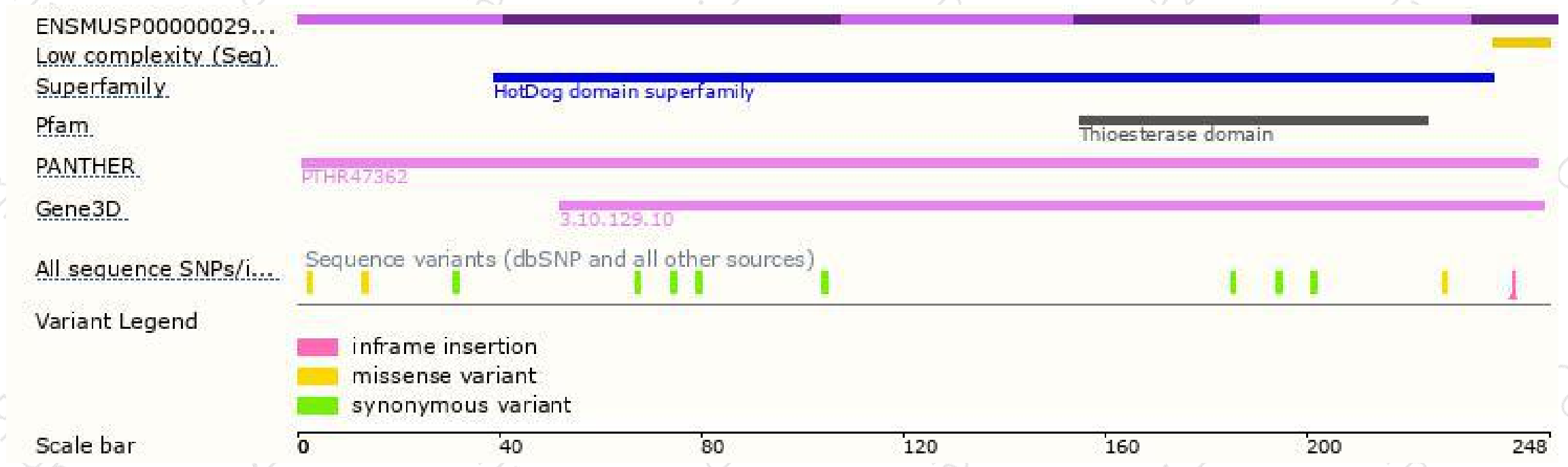


# Genomic location distribution






# Protein domain



# Mouse phenotype description(MGI)



*Phenotypes affected by the gene are marked in blue. Data quoted from MGI database(<http://www.informatics.jax.org/>).*

According to the existing MGI data, Mice homozygous for a knockout of this gene have abnormal mitochondria and display defects in mitochondrial respiration and in lipid metabolism.

If you have any questions, you are welcome to inquire.

Tel: 400-9660890

