

Mboat1 Cas9-CKO Strategy

Designer: Lingyan Wu

Reviewer: Miaomiao Cui

Design Date: 2021-5-31

Project Overview

Project Name

Mboat1

Project type

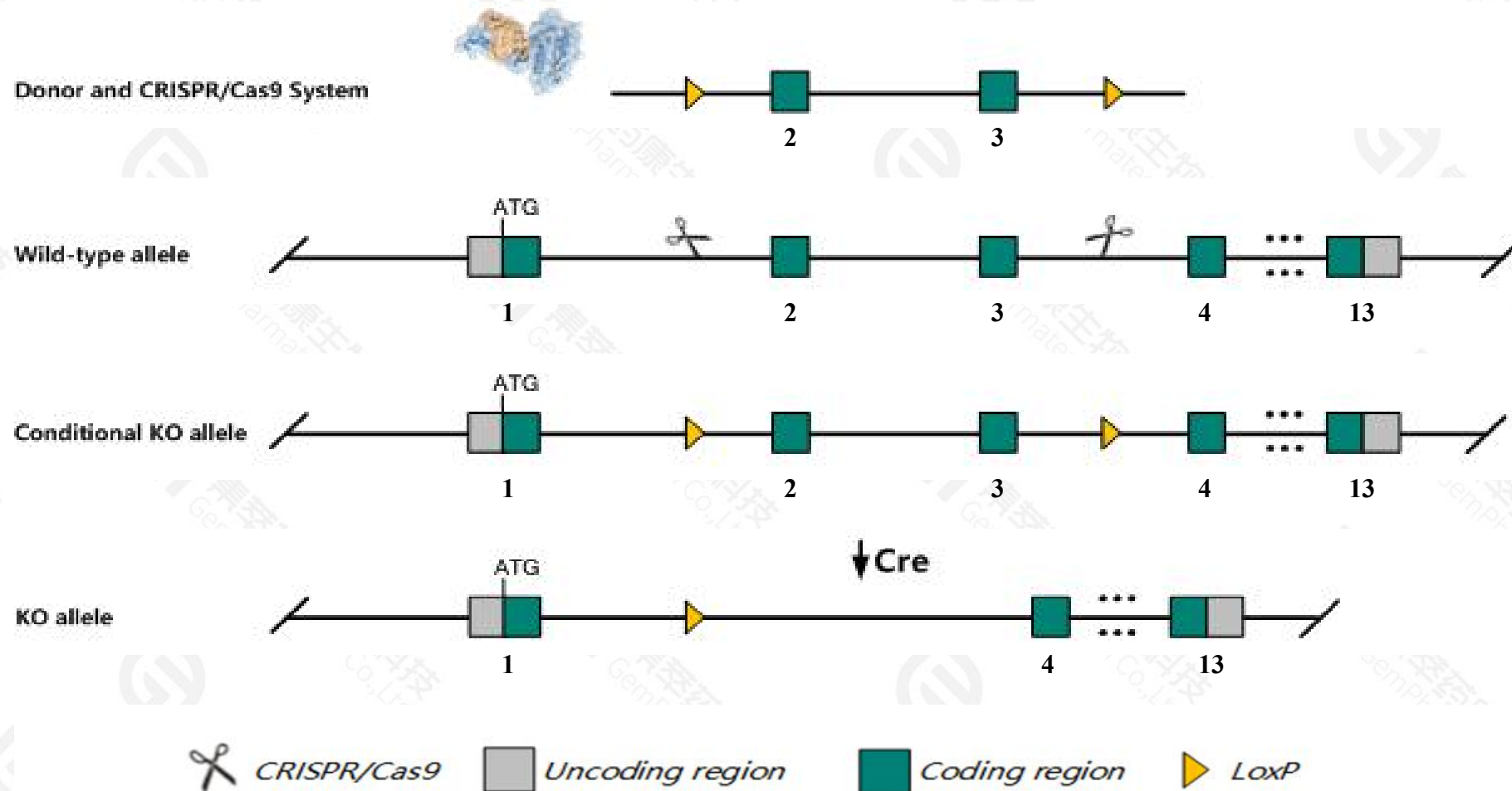
Cas9-CKO

Strain background

C57BL/6JGpt

Conditional Knockout strategy

This model will use CRISPR/Cas9 technology to edit the *Mboat1* gene. The schematic diagram is as follows:



Technical routes

- The *Mboat1* gene has 5 transcripts. According to the structure of *Mboat1* gene, exon2-exon3 of *Mboat1*-201(ENSMUST00000047311.16) transcript is recommended as the knockout region. The region contains 224bp coding sequence. Knock out the region will result in disruption of protein function.
- In this project we use CRISPR/Cas9 technology to modify *Mboat1* gene. The brief process is as follows: CRISPR/Cas9 system and Donor were microinjected into the fertilized eggs of C57BL/6JGpt mice. Fertilized eggs were transplanted to obtain positive F0 mice which were confirmed by PCR and sequencing. A stable F1 generation mouse model was obtained by mating positive F0 generation mice with C57BL/6JGpt mice.
- The flox mice will be knocked out after mating with mice expressing Cre recombinase, resulting in the loss of function of the target gene in specific tissues and cell types.

- The *Mboat1* gene is located on the Chr13. If the knockout mice are crossed with other mice strains to obtain double gene positive homozygous mouse offspring, please avoid the two genes on the same chromosome.
- This strategy is designed based on genetic information in existing databases. Due to the complexity of biological processes, all risk of loxp insertion on gene transcription, RNA splicing and protein translation cannot be predicted at existing technological level.

Gene information (NCBI)

Mboat1 membrane bound O-acyltransferase domain containing 1 [Mus musculus (house mouse)]

Gene ID: 218121, updated on 14-Jan-2021

Summary



Official Symbol Mboat1 provided by [MGI](#)

Official Full Name membrane bound O-acyltransferase domain containing 1 provided by [MGI](#)

Primary source [MGI:MGI:2387184](#)

See related [Ensembl:ENSMUSG00000038732](#)

Gene type protein coding

RefSeq status PROVISIONAL

Organism [Mus musculus](#)

Lineage Eukaryota; Metazoa; Chordata; Craniata; Vertebrata; Euteleostomi; Mammalia; Eutheria; Euarchontoglires; Glires; Rodentia; Myomorpha; Muroidea; Muridae; Murinae; Mus; Mus

Also known as 9130215M02Rik, BC023845, LPEAT1, Moact1, Oac, Oact1

Expression Biased expression in colon adult (RPKM 26.9), stomach adult (RPKM 19.8) and 11 other tissues [See more](#)

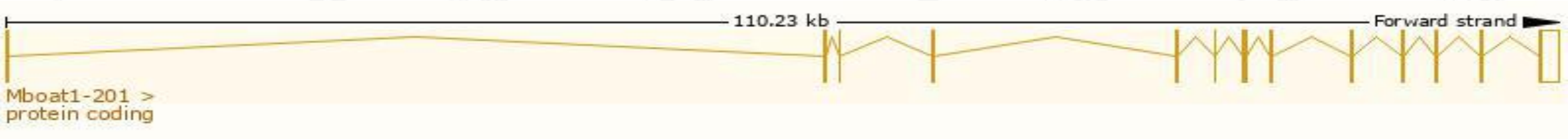
Orthologs [human](#) [all](#)

Transcript information (Ensembl)

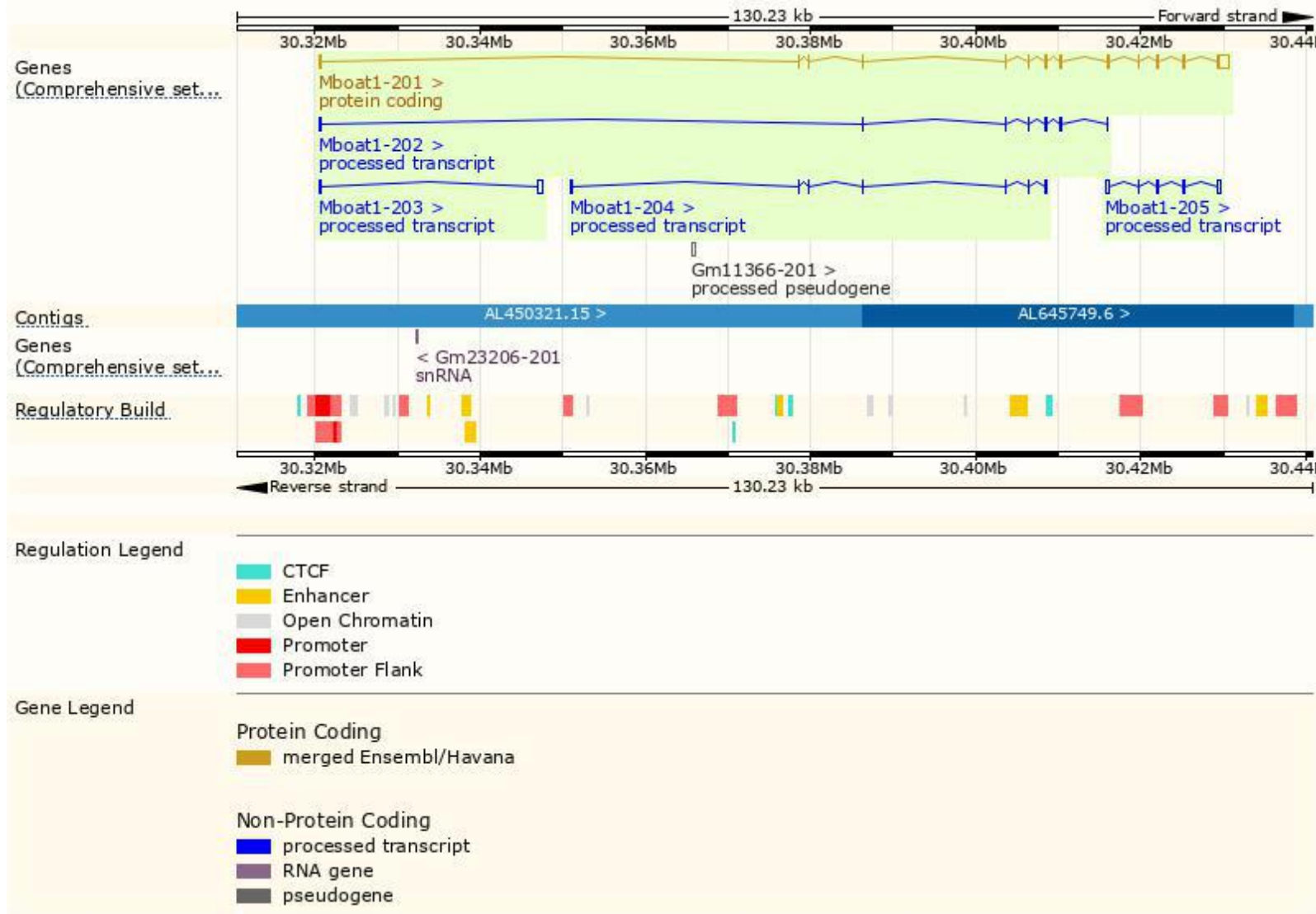
The gene has 5 transcripts,all transcripts are shown below:

Name	Transcript ID	bp	Protein	Biotype	CCDS	UniProt	Flags
Mboat1-201	ENSMUST00000047311.16	2905	492aa	Protein coding	CCDS26414		TSL:1 , GENCODE basic , APPRIS P1 ,
Mboat1-205	ENSMUST00000222095.2	932	No protein	Processed transcript	-		TSL:3 ,
Mboat1-202	ENSMUST00000152798.3	928	No protein	Processed transcript	-		TSL:5 ,
Mboat1-203	ENSMUST00000153269.3	854	No protein	Processed transcript	-		TSL:1 ,
Mboat1-204	ENSMUST00000220870.2	652	No protein	Processed transcript	-		TSL:3 ,

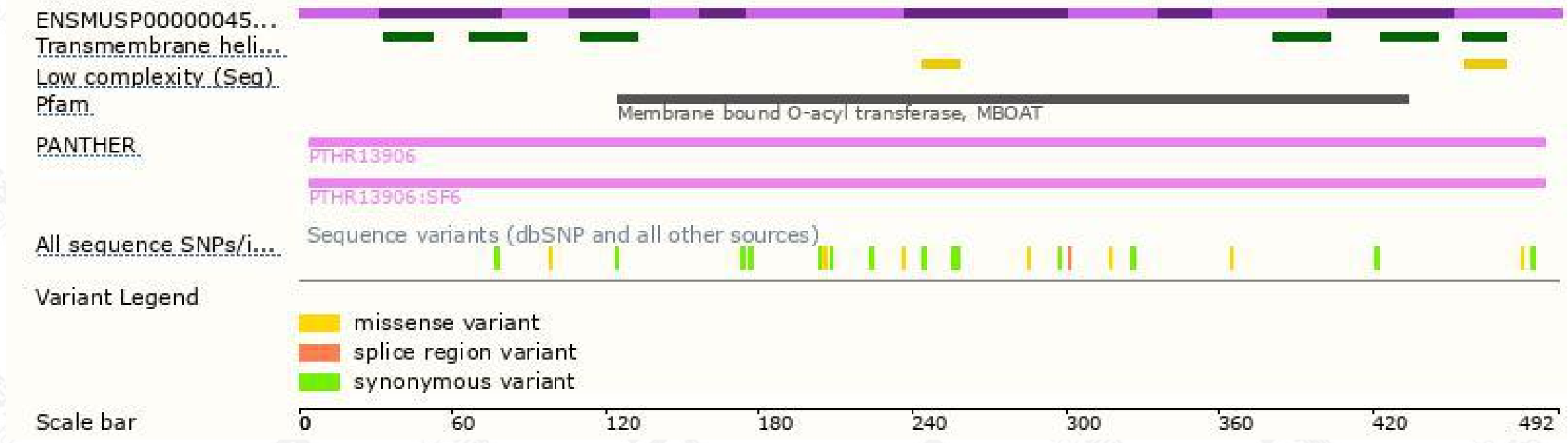
The strategy is based on the design of *Mboat1-201* transcript,the transcription is shown below:



Genomic location distribution



Protein domain



If you have any questions, you are welcome to inquire.
Tel: 400-9660890

