

# ***Rnf217* Cas9-KO Strategy**

Designer: Lingyan Wu

Reviewer: Rui Xiong

Design Date: 2020-6-3

# Project Overview

**Project Name**

***Rnf217***

**Project type**

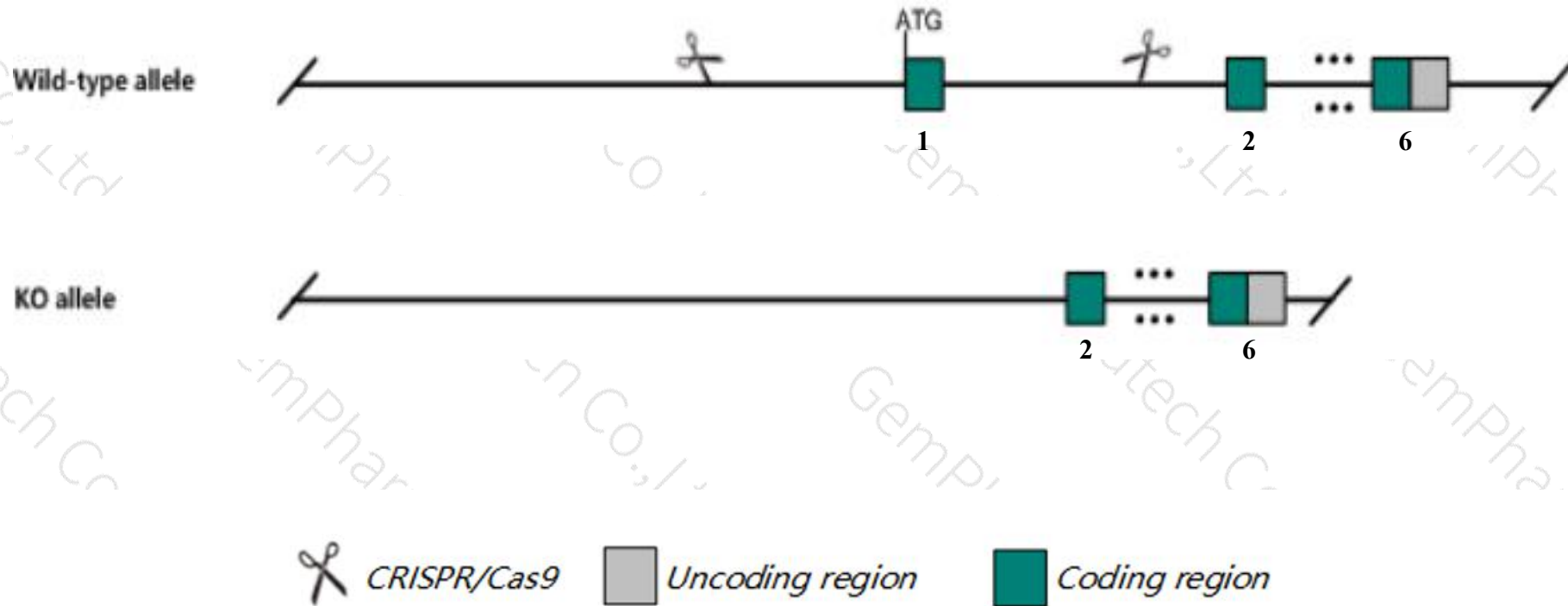
**Cas9-KO**

**Strain background**

**C57BL/6JGpt**

# Knockout strategy

This model will use CRISPR/Cas9 technology to edit the *Rnf217* gene. The schematic diagram is as follows:



- The *Rnf217* gene has 1 transcript. According to the structure of *Rnf217* gene, exon1 of *Rnf217-201* (ENSMUST00000081989.7) transcript is recommended as the knockout region. The region contains start codon ATG. Knock out the region will result in disruption of protein function.
- In this project we use CRISPR/Cas9 technology to modify *Rnf217* gene. The brief process is as follows: CRISPR/Cas9 system

- The *Rnf217* gene is located on the Chr10. If the knockout mice are crossed with other mice strains to obtain double gene positive homozygous mouse offspring, please avoid the two genes on the same chromosome.
- This strategy is designed based on genetic information in existing databases. Due to the complexity of biological processes, all risk of the gene knockout on gene transcription, RNA splicing and protein translation cannot be predicted at the existing technology level.



# Gene information (NCBI)

## Rnf217 ring finger protein 217 [Mus musculus (house mouse)]

Gene ID: 268291, updated on 13-Mar-2020

### Summary




|                           |   |
|---------------------------|---|
| <b>Official Symbol</b>    | Rnf217 provided by <a href="#">MGI</a>  |
| <b>Official Full Name</b> | ring finger protein 217 provided by <a href="#">MGI</a>   |
| <b>Primary source</b>     | <a href="#">MGI:MGI:3610311</a>   |
| <b>See related</b>        | <a href="#">Ensembl:ENSMUSG00000063760</a>  |
| <b>Gene type</b>          | protein coding  |
| <b>RefSeq status</b>      | VALIDATED   |
| <b>Organism</b>           | <a href="#">Mus musculus</a>  |
| <b>Lineage</b>            | Eukaryota; Metazoa; Chordata; Craniata; Vertebrata; Euteleostomi; Mammalia; Eutheria; Euarchontoglires; Glires; Rodentia; Myomorpha; Muroidea; Muridae; Murinae; Mus; Mus |
| <b>Also known as</b>      | AU016819, lbrdc1  |
| <b>Expression</b>         | Broad expression in ovary adult (RPKM 13.3), adrenal adult (RPKM 9.3) and 23 other tissues <a href="#">See more</a>   |
| <b>Orthologs</b>          | <a href="#">human</a> <a href="#">all</a>   |

# Transcript information (Ensembl)

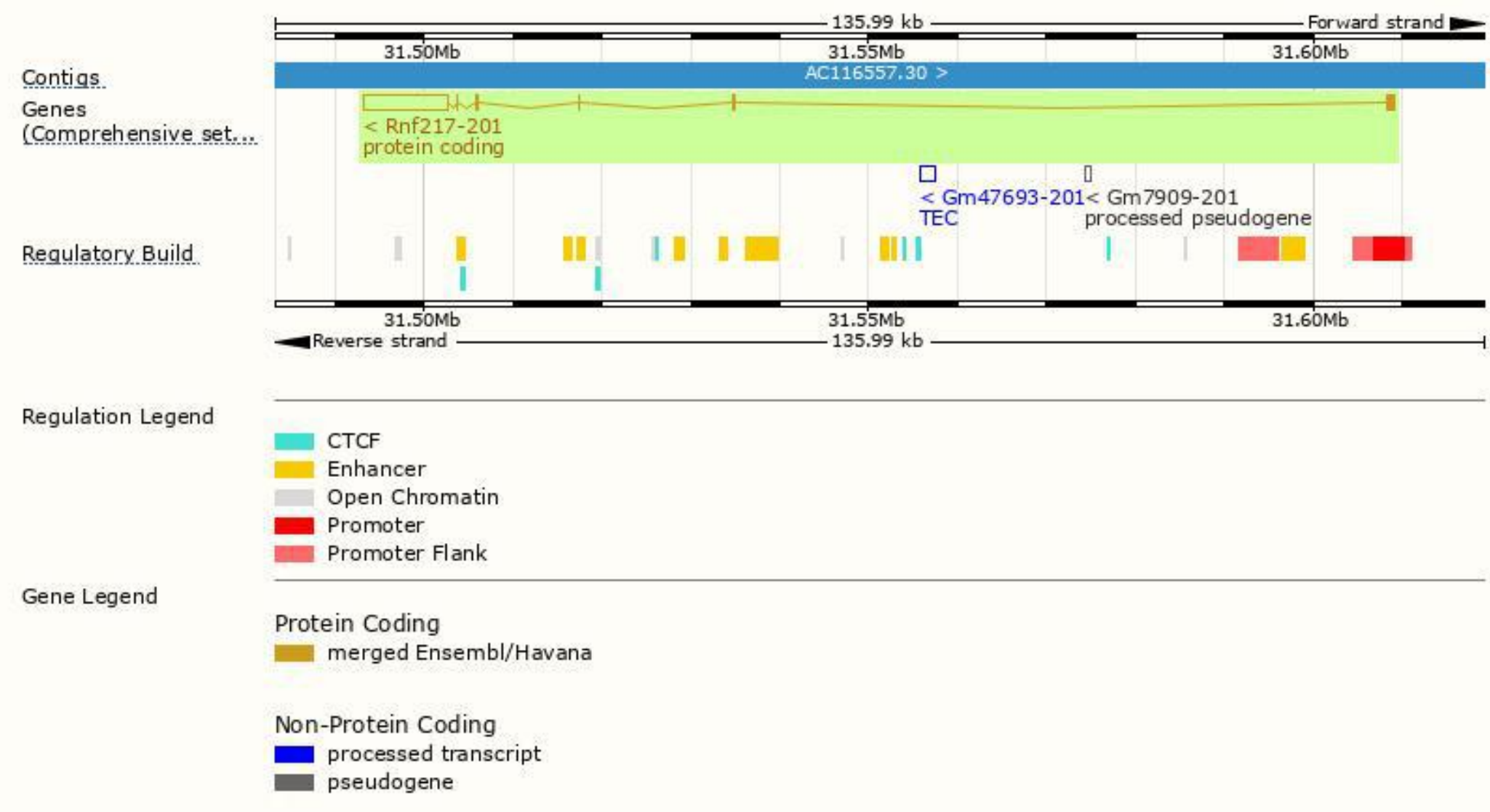
The gene has 1 transcript, and the transcript is shown below:

| Name       | Transcript ID                        | bp    | Protein               | Biotype        | CCDS                      | UniProt                | Flags                         |
|------------|--------------------------------------|-------|-----------------------|----------------|---------------------------|------------------------|-------------------------------|
| Rnf217-201 | <a href="#">ENSMUST00000081989.7</a> | 11013 | <a href="#">515aa</a> | Protein coding | <a href="#">CCDS48531</a> | <a href="#">D3YYI7</a> | TSL:5 GENCODE basic APPRIS P1 |

The strategy is based on the design of *Rnf217-201* transcript, the transcription is shown below:

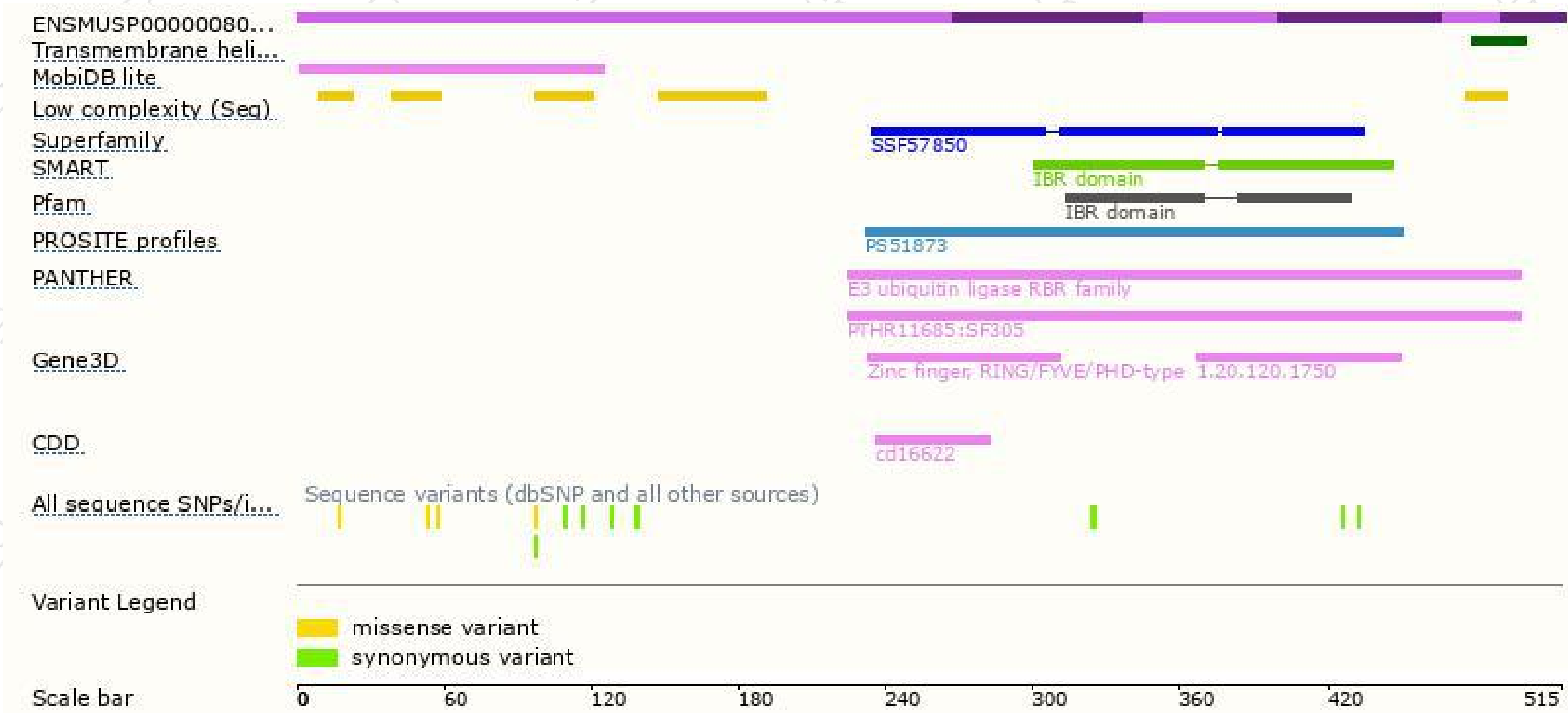


# Genomic location distribution





# Protein domain



If you have any questions, you are welcome to inquire.

Tel: 400-9660890

