

# *Cul5* Cas9-KO Strategy

Designer: Huimin Su

Date: 2019/8/19

# Project Overview

---

**Project Name**

*Cul5*

---

**Project type**

**Cas9-KO**

---

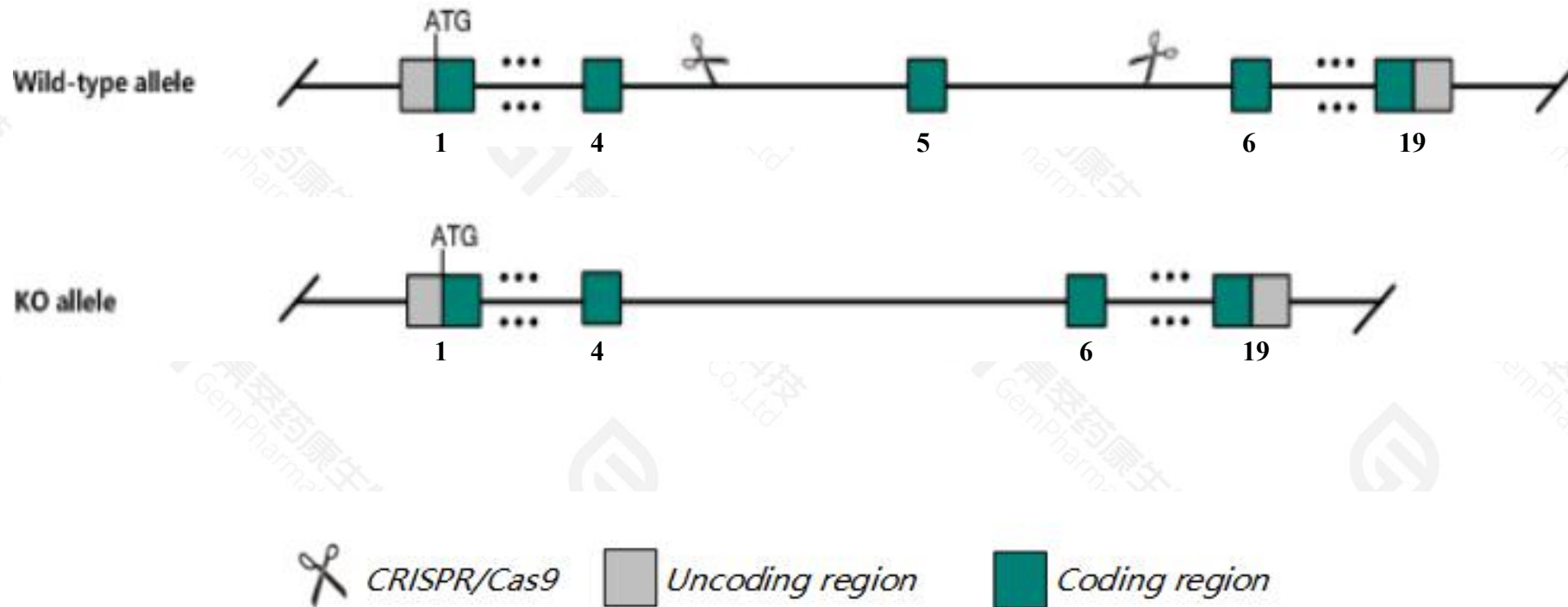
**Strain background**

**C57BL/6JGpt**

---

# Knockout strategy

This model will use CRISPR/Cas9 technology to edit the *Cul5* gene. The schematic diagram is as follows:



- The *Cul5* gene has 9 transcripts. According to the structure of *Cul5* gene, exon5 of *Cul5-201*(ENSMUST00000034529.14) transcript is recommended as the knockout region. The region contains 142bp coding sequence. Knock out the region will result in disruption of protein function.
- In this project we use CRISPR/Cas9 technology to modify *Cul5* gene. The brief process is as follows: CRISPR/Cas9 system were microinjected into the fertilized eggs of C57BL/6JGpt mice. Fertilized eggs were transplanted to obtain positive F0 mice which were confirmed by PCR and sequencing. A stable F1 generation mouse model was obtained by mating positive F0 generation mice with C57BL/6JGpt mice.



- According to the existing MGI data, mice homozygous for a null allele exhibit complete embryonic lethality. Mice heterozygous for a null allele exhibit decreased susceptibility to LPS-induced lung injury.
- The *Cul5* gene is located on the Chr9. If the knockout mice are crossed with other mice strains to obtain double gene positive homozygous mouse offspring, please avoid the two genes on the same chromosome.
- This strategy is designed based on genetic information in existing databases. Due to the complexity of biological processes, all risk of the gene knockout on gene transcription, RNA splicing and protein translation cannot be predicted at the existing technology level.

## Cul5 cullin 5 [Mus musculus (house mouse)]

Gene ID: 75717, updated on 31-Jan-2019

### Summary



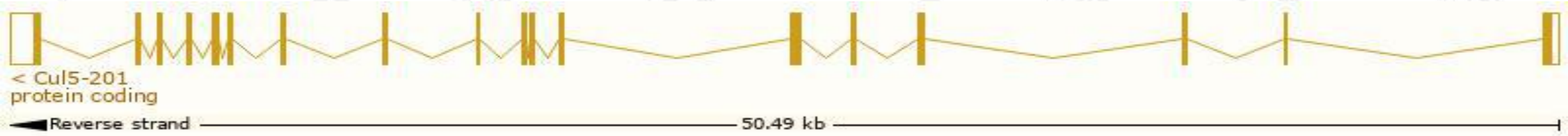
<b>Official Symbol</b>	Cul5 provided by <a href="#">MGI</a>
<b>Official Full Name</b>	cullin 5 provided by <a href="#">MGI</a>
<b>Primary source</b>	<a href="#">MGI:MGI:1922967</a>
<b>See related</b>	<a href="#">Ensembl:ENSMUSG00000032030</a>
<b>Gene type</b>	protein coding
<b>RefSeq status</b>	VALIDATED
<b>Organism</b>	<a href="#">Mus musculus</a>
<b>Lineage</b>	Eukaryota; Metazoa; Chordata; Craniata; Vertebrata; Euteleostomi; Mammalia; Eutheria; Euarchontoglires; Glires; Rodentia; Myomorpha; Muroidea; Muridae; Murinae; Mus; Mus
<b>Also known as</b>	4921514I20Rik, 8430423K24Rik, AI852817, C030032G03Rik, C330021I08Rik, VACM-1, VACM1
<b>Expression</b>	Ubiquitous expression in CNS E11.5 (RPKM 7.1), CNS E18 (RPKM 5.9) and 28 other tissues <a href="#">See more</a>
<b>Orthologs</b>	<a href="#">human</a> <a href="#">all</a>

# Transcript information (Ensembl)

The gene has 9 transcripts,all transcripts are shown below:

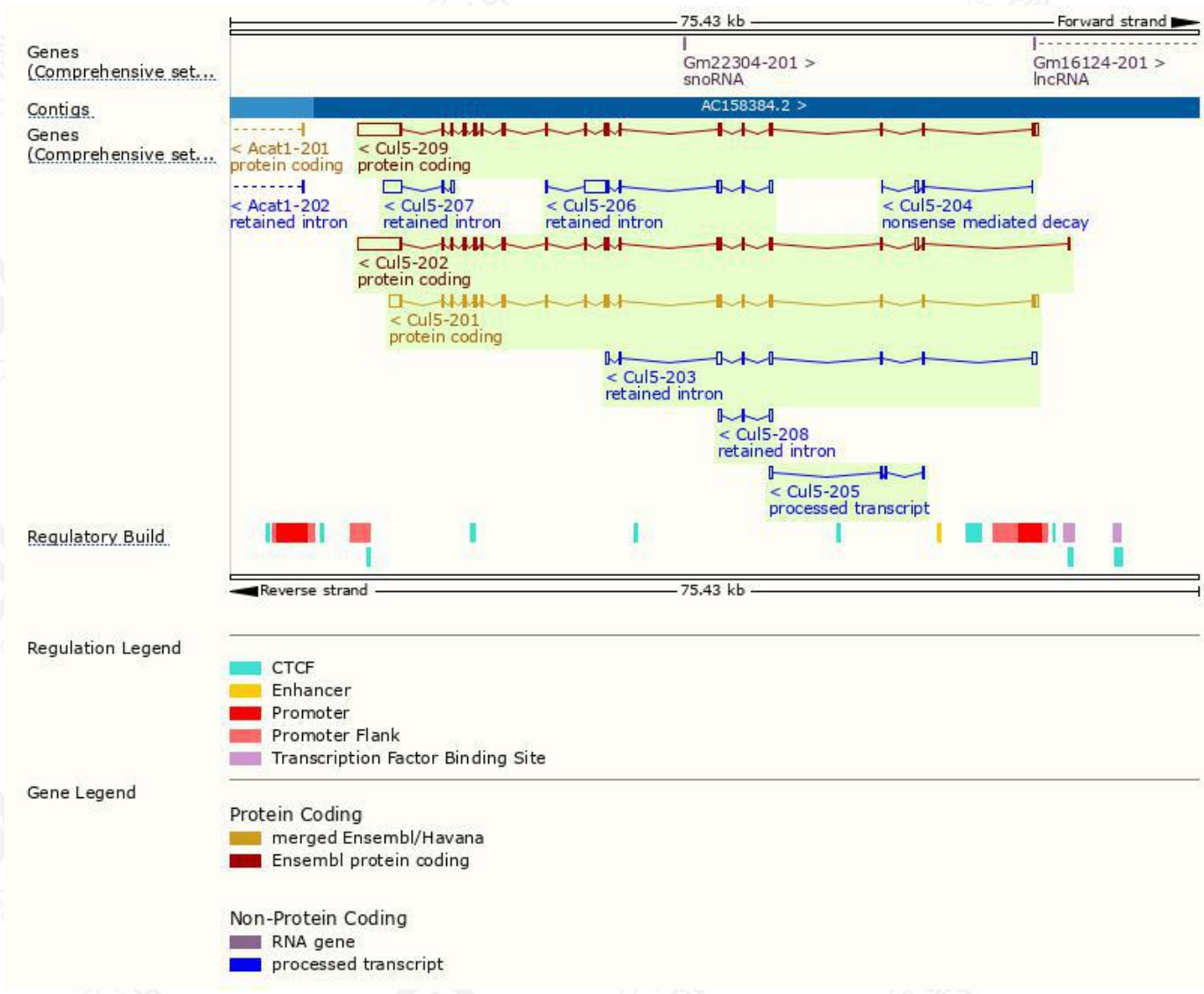
Name	Transcript ID	bp	Protein	Biotype	CCDS	UniProt	Flags
Cul5-209	<a href="#">ENSMUST00000166367.7</a>	5942	<a href="#">828aa</a>	Protein coding	<a href="#">CCDS52798</a>	<a href="#">E9PV12</a>	TSL:5 GENCODE basic
Cul5-201	<a href="#">ENSMUST00000034529.13</a>	3585	<a href="#">855aa</a>	Protein coding	<a href="#">CCDS40638</a>	<a href="#">G3X914</a>	TSL:1 GENCODE basic APPRIS P1
Cul5-202	<a href="#">ENSMUST00000120122.7</a>	5945	<a href="#">651aa</a>	Protein coding	-	<a href="#">E9Q6Z0</a>	TSL:5 GENCODE basic
Cul5-204	<a href="#">ENSMUST00000133872.1</a>	392	<a href="#">59aa</a>	Nonsense mediated decay	-	<a href="#">F8VQI6</a>	CDS 5' incomplete TSL:5
Cul5-205	<a href="#">ENSMUST00000137922.1</a>	458	No protein	Processed transcript	-	-	TSL:2
Cul5-206	<a href="#">ENSMUST00000141180.7</a>	2400	No protein	Retained intron	-	-	TSL:5
Cul5-207	<a href="#">ENSMUST00000141803.1</a>	1712	No protein	Retained intron	-	-	TSL:1
Cul5-203	<a href="#">ENSMUST00000123499.7</a>	1589	No protein	Retained intron	-	-	TSL:5
Cul5-208	<a href="#">ENSMUST00000146405.1</a>	559	No protein	Retained intron	-	-	TSL:2

The strategy is based on the design of *Cul5-201* transcript,the transcription is shown below:



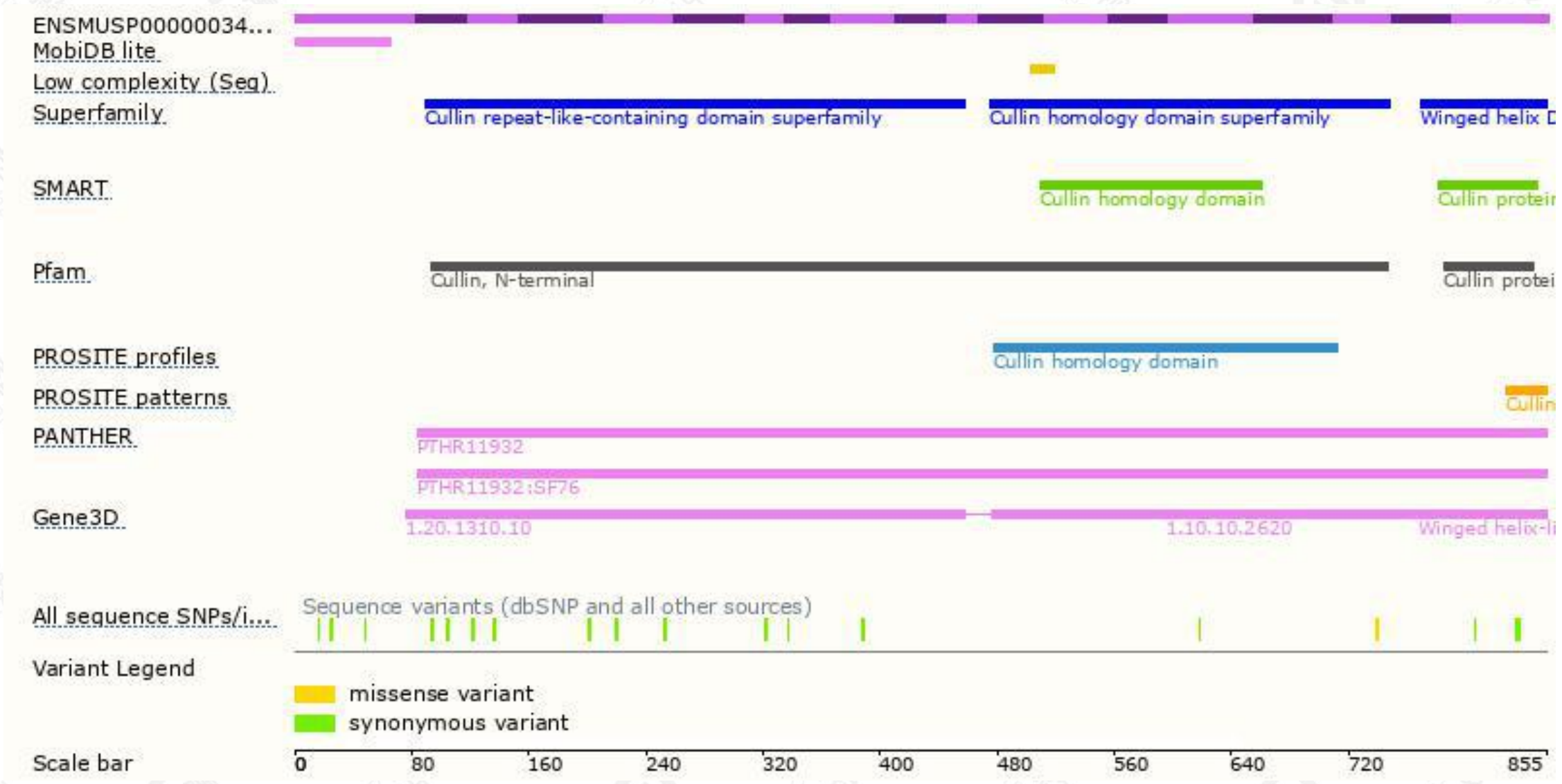


# Genomic location distribution






# Protein domain



# Mouse phenotype description(MGI )



*Phenotypes affected by the gene are marked in blue. Data quoted from MGI database(<http://www.informatics.jax.org/>).*

According to the existing MGI data, mice homozygous for a null allele exhibit complete embryonic lethality. Mice heterozygous for a null allele exhibit decreased susceptibility to LPS-induced lung injury.

If you have any questions, you are welcome to inquire.  
Tel: 400-9660890

