

Zfp341 Cas9-CKO Strategy

Designer: Daohua Xu

Reviewer: Xueting Zhang

Design Date: 2021-3-24

Project Overview

Project Name

Zfp341

Project type

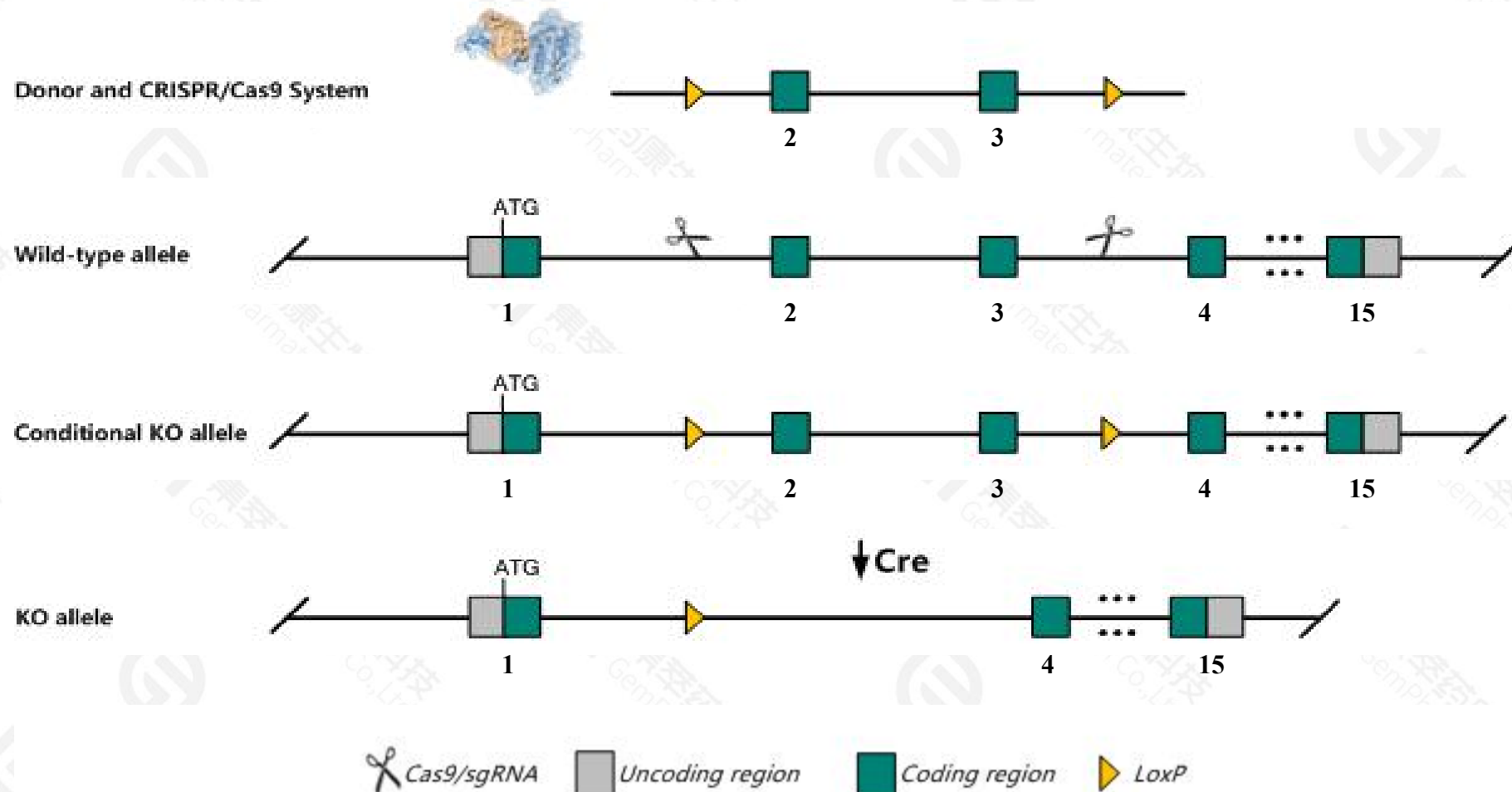
Cas9-CKO

Strain background

C57BL/6JGpt

Conditional Knockout strategy

This model will use CRISPR/Cas9 technology to edit the *Zfp341* gene. The schematic diagram is as follows:



Technical routes

- The *Zfp341* gene has 3 transcripts. According to the structure of *Zfp341* gene, exon2-exon3 of *Zfp341-201*(ENSMUST00000081926.13) transcript is recommended as the knockout region. The region contains 308bp coding sequence. Knock out the region will result in disruption of protein function.
- In this project we use CRISPR/Cas9 technology to modify *Zfp341* gene. The brief process is as follows: sgRNA was transcribed in vitro, donor was constructed. Cas9, sgRNA and Donor were microinjected into the fertilized eggs of C57BL/6JGpt mice. Fertilized eggs were transplanted to obtain positive F0 mice which were confirmed by PCR and sequencing. A stable F1 generation mouse model was obtained by mating positive F0 generation mice with C57BL/6JGpt mice.
- The flox mice was knocked out after mating with mice expressing Cre recombinase, resulting in the loss of function of the target gene in specific tissues and cell types.

- The *Zfp341* gene is located on the Chr2. If the knockout mice are crossed with other mice strains to obtain double gene positive homozygous mouse offspring, please avoid the two genes on the same chromosome.
- This strategy is designed based on genetic information in existing databases. Due to the complexity of biological processes, all risk of loxp insertion on gene transcription, RNA splicing and protein translation cannot be predicted at existing technological level.

Gene information (NCBI)

Zfp341 zinc finger protein 341 [Mus musculus (house mouse)]

Gene ID: 228807, updated on 13-Dec-2020

Summary



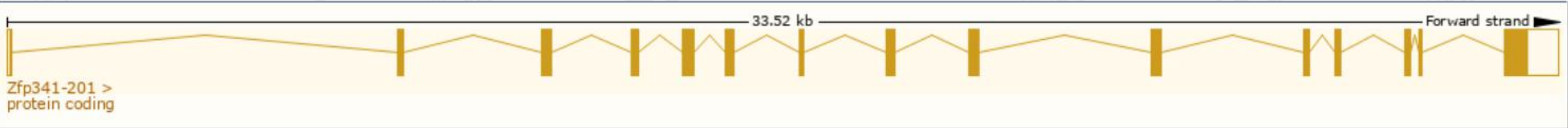
Official Symbol	Zfp341 provided by MGI
Official Full Name	zinc finger protein 341 provided by MGI
Primary source	MGI:MGI:2682937
See related	Ensembl:ENSMUSG00000059842
Gene type	protein coding
RefSeq status	PROVISIONAL
Organism	Mus musculus
Lineage	Eukaryota; Metazoa; Chordata; Craniata; Vertebrata; Euteleostomi; Mammalia; Eutheria; Euarchontoglires; Glires; Rodentia; Myomorpha; Muroidea; Muridae; Murinae; Mus; Mus
Also known as	Znf341
Expression	Ubiquitous expression in whole brain E14.5 (RPKM 5.0), CNS E18 (RPKM 4.9) and 28 other tissues See more
Orthologs	human all

Transcript information (Ensembl)

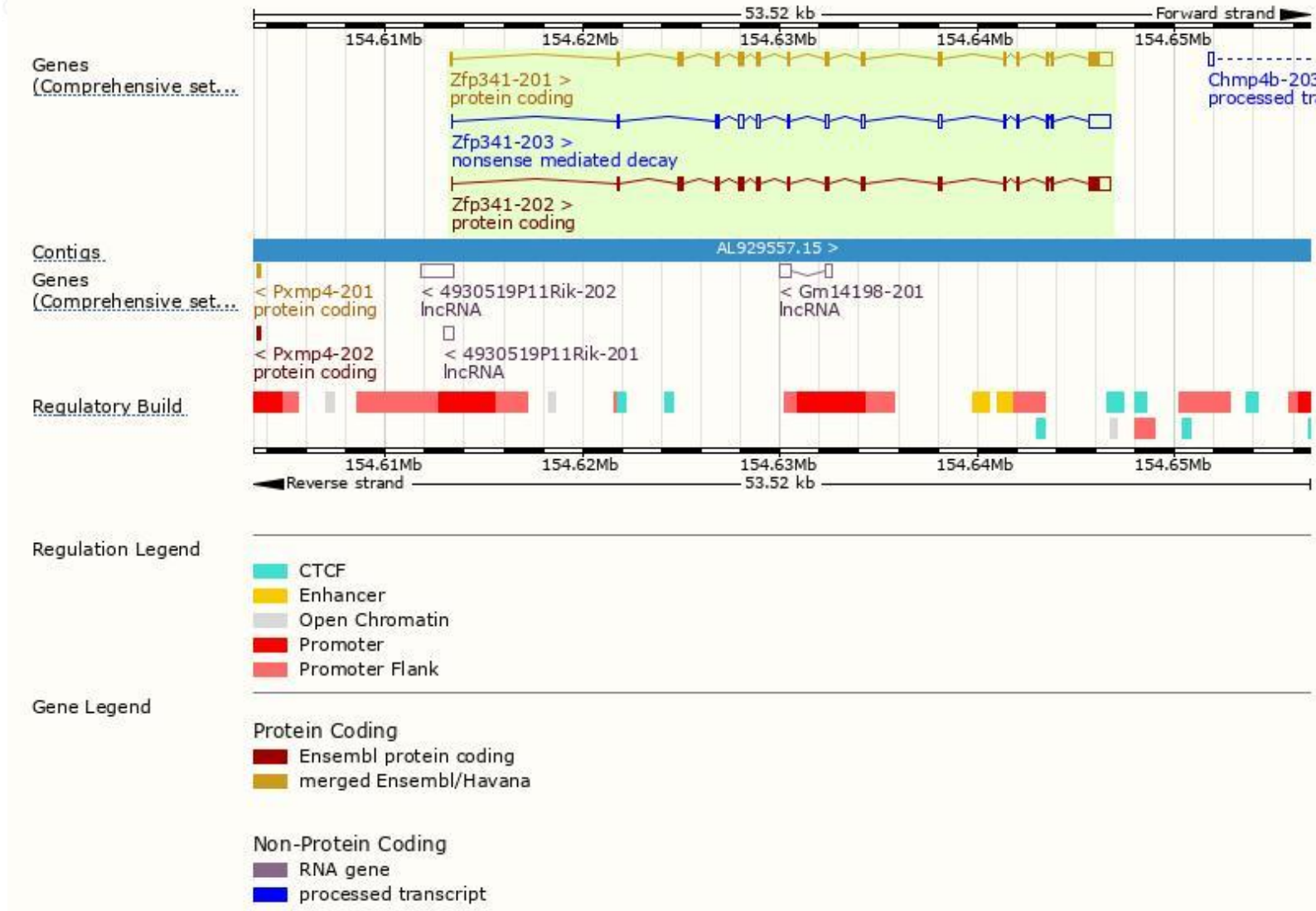
The gene has 3 transcripts,all transcripts are shown below:

Name	Transcript ID	bp	Protein	Biotype	CCDS	UniProt	Flags
Zfp341-201	ENSMUST00000081926.13	3299	846aa	Protein coding	CCDS16937		TSL:1 , GENCODE basic , APPRIS P2 ,
Zfp341-202	ENSMUST00000109702.2	3162	839aa	Protein coding	-		TSL:5 , GENCODE basic , APPRIS ALT2 ,
Zfp341-203	ENSMUST00000126421.8	3000	72aa	Nonsense mediated decay	-		TSL:5 ,

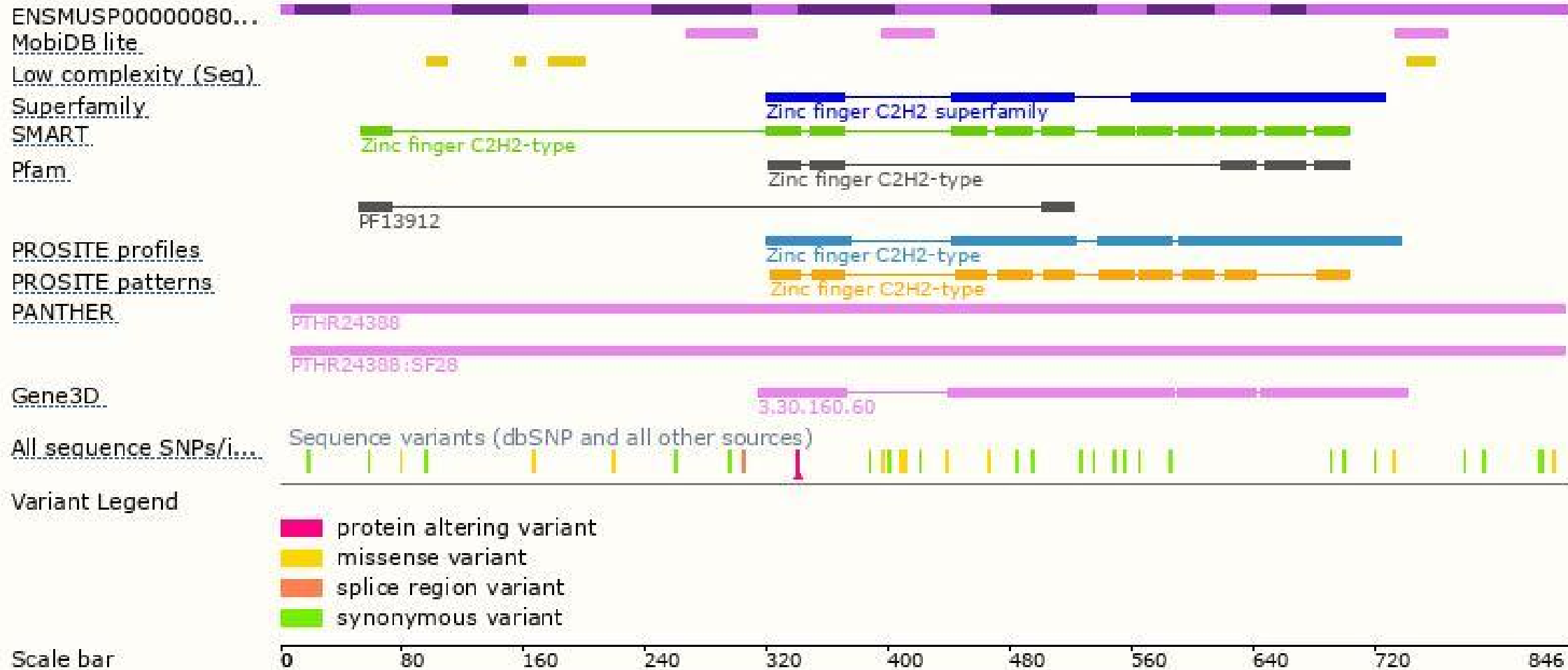
The strategy is based on the design of *Zfp341-201* transcript,the transcription is shown below:



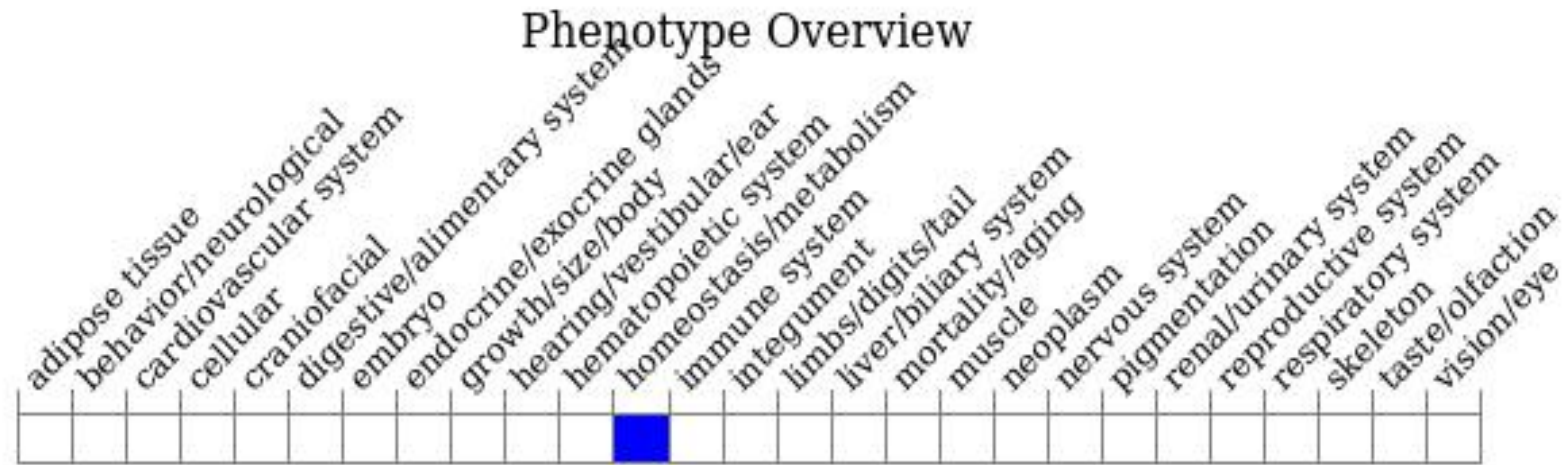
Genomic location distribution



Protein domain



Mouse phenotype description(MGI)



Phenotypes affected by the gene are marked in blue. Data quoted from MGI database(<http://www.informatics.jax.org/>).

If you have any questions, you are welcome to inquire.

Tel: 025-5864 1534

