

Sh3rf3 Cas9-CKO Strategy

Designer: Jiayuan Yao

Reviewer: Shanhong Tao

Design Date: 2021-3-3

Project Overview

Project Name

Sh3rf3

Project type

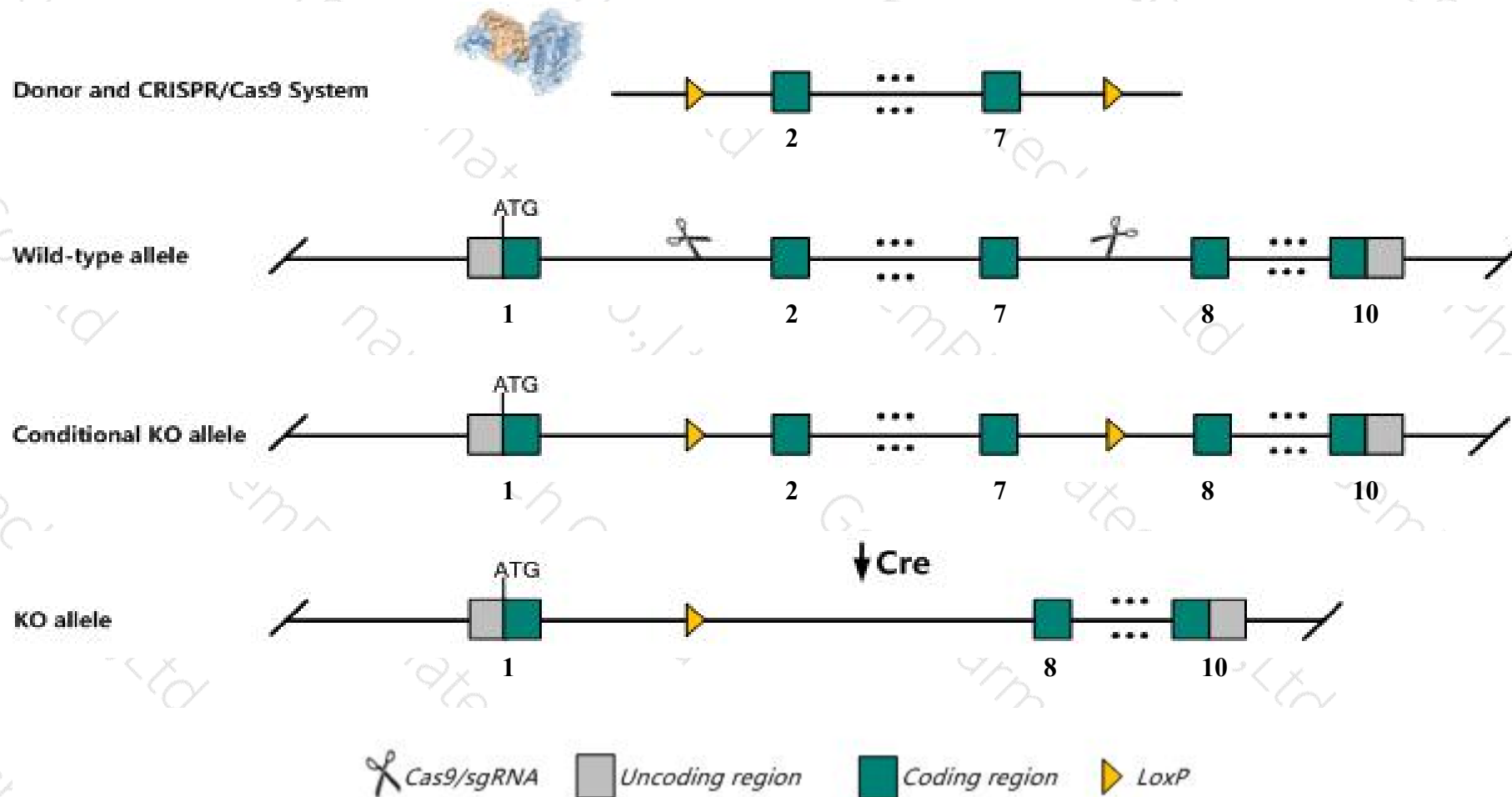
Cas9-CKO

Strain background

C57BL/6JGpt

Conditional Knockout strategy

This model will use CRISPR/Cas9 technology to edit the *Sh3rf3* gene. The schematic diagram is as follows:



Technical routes

- The *Sh3rf3* gene has 5 transcripts. According to the structure of *Sh3rf3* gene, exon2-exon7 of *Sh3rf3*-205(ENSMUST00000153031.1) transcript is recommended as the knockout region. The region contains 1261bp coding sequence. Knock out the region will result in disruption of protein function.
- In this project we use CRISPR/Cas9 technology to modify *Sh3rf3* gene. The brief process is as follows: sgRNA was transcribed in vitro, donor vector was constructed. Cas9, sgRNA and Donor were microinjected into the fertilized eggs of C57BL/6JGpt mice. Fertilized eggs were transplanted to obtain positive F0 mice which were confirmed by PCR and sequencing. A stable F1 generation mouse model was obtained by mating positive F0 generation mice with C57BL/6JGpt mice.
- The flox mice was knocked out after mating with mice expressing Cre recombinase, resulting in the loss of function of the target gene in specific tissues and cell types.

- The *Sh3rf3* gene is located on the Chr10. If the knockout mice are crossed with other mice strains to obtain double gene positive homozygous mouse offspring, please avoid the two genes on the same chromosome.
- This strategy is designed based on genetic information in existing databases. Due to the complexity of biological processes, all risk of loxp insertion on gene transcription, RNA splicing and protein translation cannot be predicted at existing technological level.

Gene information (NCBI)

Sh3rf3 SH3 domain containing ring finger 3 [Mus musculus (house mouse)]

Gene ID: 237353, updated on 13-Mar-2020

Summary



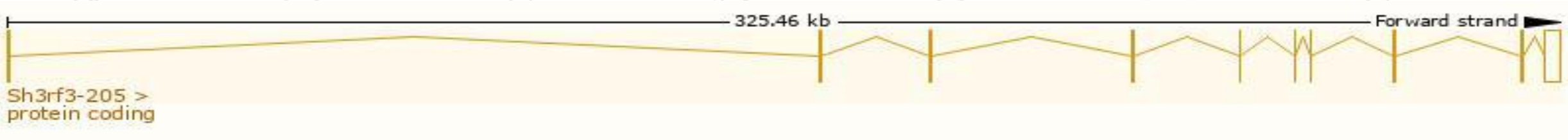
Official Symbol	Sh3rf3 provided by MGI
Official Full Name	SH3 domain containing ring finger 3 provided by MGI
Primary source	MGI:MGI:2444637
See related	Ensembl:ENSMUSG00000037990
Gene type	protein coding
RefSeq status	VALIDATED
Organism	Mus musculus
Lineage	Eukaryota; Metazoa; Chordata; Craniata; Vertebrata; Euteleostomi; Mammalia; Eutheria; Euarchontoglires; Glires; Rodentia; Myomorpha; Muroidea; Muridae; Murinae; Mus; Mus
Also known as	4831416G18Rik, Igfbp5-ip, Sh3md4, Sh3rf31
Expression	Broad expression in CNS E18 (RPKM 2.4), cortex adult (RPKM 1.9) and 17 other tissues See more
Orthologs	human all

Transcript information (Ensembl)

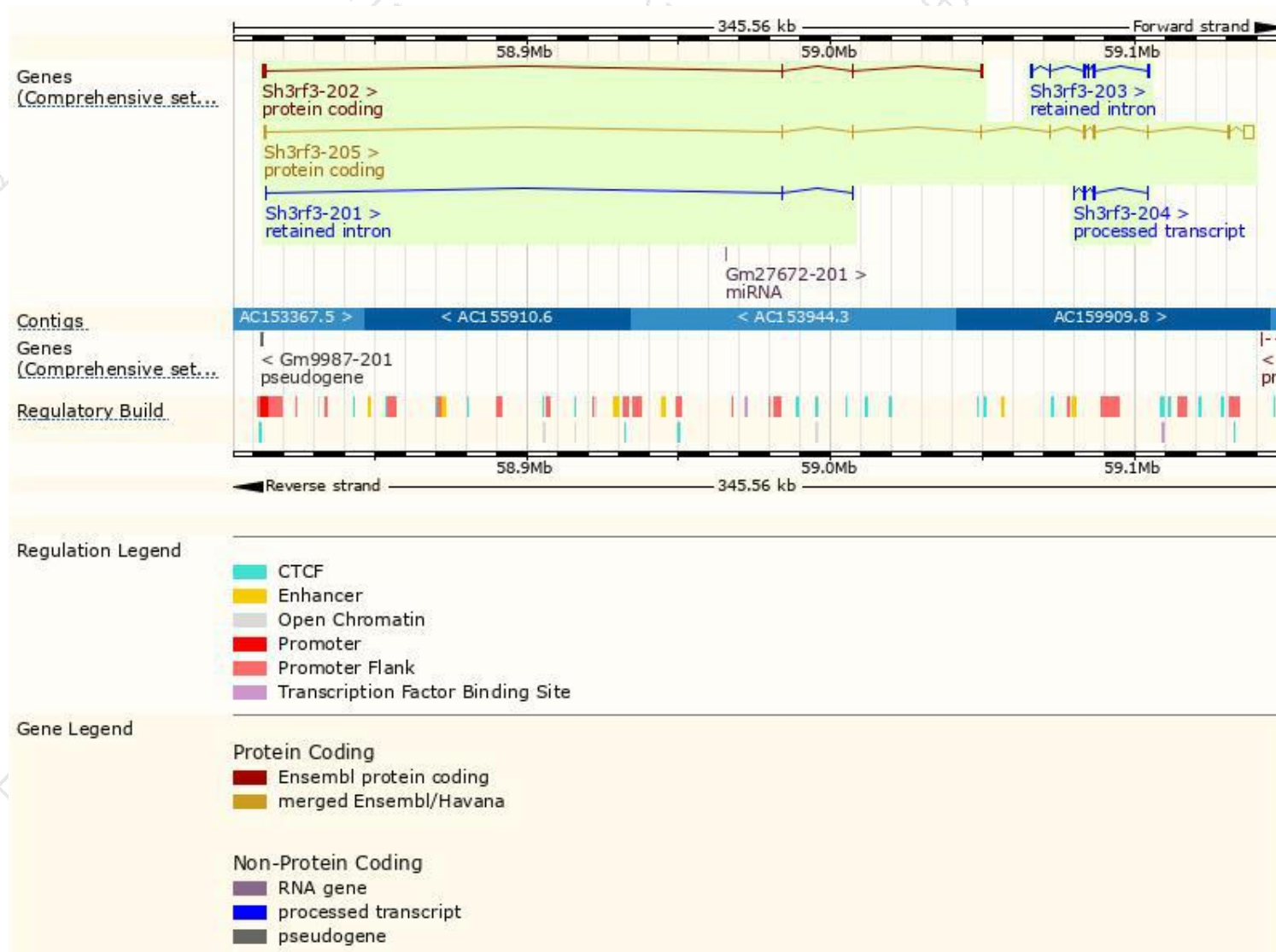
The gene has 5 transcripts,all transcripts are shown below:

Name	Transcript ID	bp	Protein	Biotype	CCDS	UniProt	Flags
Sh3rf3-205	ENSMUST00000153031.1	5682	878aa	Protein coding	CCDS35906	Q8C120	TSL:1 GENCODE basic APPRIS P1
Sh3rf3-202	ENSMUST00000135526.8	1940	438aa	Protein coding	-	Q8C120	TSL:1 GENCODE basic
Sh3rf3-204	ENSMUST00000152924.1	685	No protein	Processed transcript	-	-	TSL:3
Sh3rf3-203	ENSMUST00000148267.7	1743	No protein	Retained intron	-	-	TSL:1
Sh3rf3-201	ENSMUST00000133151.1	496	No protein	Retained intron	-	-	TSL:3

The strategy is based on the design of *Sh3rf3-205* transcript,the transcription is shown below:



Genomic location distribution



Protein domain



If you have any questions, you are welcome to inquire.

Tel: 025-5864 1534

