# *Stat1* Cas9-CKO Strategy

Designer: Xiaojing Li
Design Date: 2019-9-19
Reviewer: JiaYu

集萃药康 GemPharmatech
GemPharmatech Co.,Ltd

# Project Overview

| | |
|---|---|
| **Project Name** | ***Stat1*** |
| **Project type** | **Cas9-CKO** |
| **Strain background** | **C57BL/6JGpt** |

# Conditional Knockout strategy

集萃药康 GemPharmatech

This model will use CRISPR/Cas9 technology to edit the *Stat1* gene. The schematic diagram is as follows:

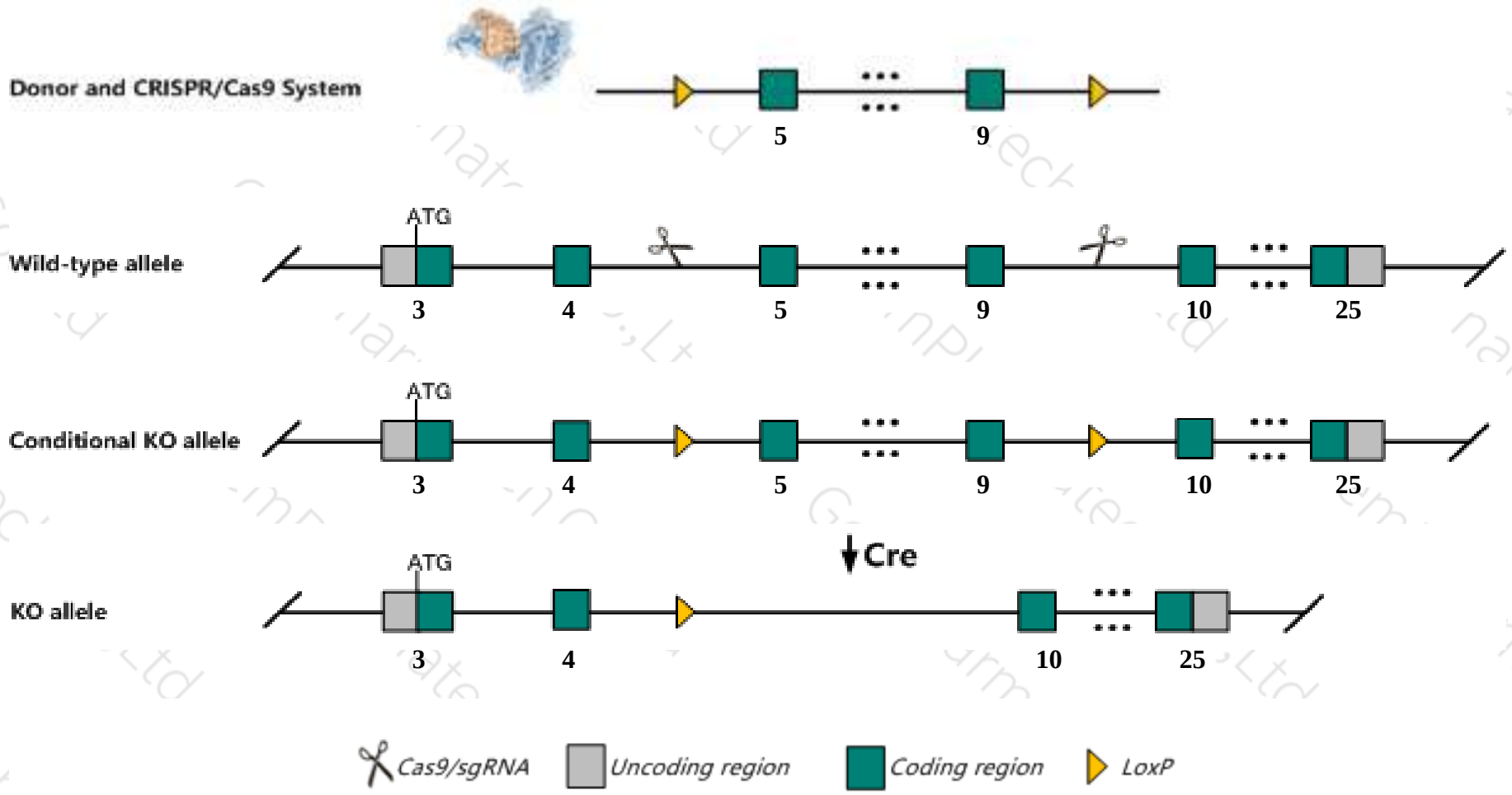

# Technical routes

- The *Stat1* gene has 12 transcripts. According to the structure of *Stat1* gene, exon5-exon9 of *Stat1-203* (ENSMUST00000186057.6) transcript is recommended as the knockout region.The region contains 512bp coding sequence. Knock out the region will result in disruption of protein function.

- In this project we use CRISPR/Cas9 technology to modify *Stat1* gene. The brief process is as follows:sgRNA was transcribed in vitro, donor vector was constructed.Cas9, sgRNA and Donor were microinjected into the fertilized eggs of C57BL/6JGpt mice.Fertilized eggs were transplanted to obtain positive F0 mice which were confirmed by PCR and sequencing. A stable F1 generation mouse model was obtained by mating positive F0 generation mice with C57BL/6JGpt mice.

- The flox mice was knocked out after mating with mice expressing Cre recombinase, resulting in the loss of function of the target gene in specific tissues and cell types.

# Notice

- According to the existing MGI data,Homozygotes for targeted null mutations are largely unresponsive to interferon, fail to thrive, are susceptible to viral diseases and cutaneous leishmaniasis, and show excess osteoclastogenesis leading to increased bone mass.

- The *Stat1* gene is located on the Chr1. If the knockout mice are crossed with other mice strains to obtain double gene positive homozygous mouse offspring, please avoid the two genes on the same chromosome.

- This Strategy is designed based on genetic information in existing databases.Due to the complexity of biological processes, all risk of loxp insertion on gene transcription, RNA splicing and protein translation cannot be predicted at existing technological level.

# Gene information （NCBI）

集萃药康 GemPharmatech

## Stat1 signal transducer and activator of transcription 1 [Mus musculus (house mouse)]

Gene ID: 20846, updated on 9-Apr-2019

### Summary

| | |
|---|---|
| **Official Symbol** | Stat1 provided by MGI |
| **Official Full Name** | signal transducer and activator of transcription 1 provided by MGI |
| **Primary source** | MGI:MGI:103063 |
| **See related** | Ensembl:ENSMUSG00000026104 |
| **Gene type** | protein coding |
| **RefSeq status** | VALIDATED |
| **Organism** | Mus musculus |
| **Lineage** | Eukaryota; Metazoa; Chordata; Craniata; Vertebrata; Euteleostomi; Mammalia; Eutheria; Euarchontoglires; Glires; Rodentia; Myomorpha; Muroidea; Muridae; Murinae; Mus; Mus |
| **Also known as** | 2010005J02Rik, AA408197 |
| **Expression** | Ubiquitous expression in thymus adult (RPKM 23.3), spleen adult (RPKM 19.5) and 28 other tissues See more |
| **Orthologs** | human all |

# Transcript information（Ensembl）

The gene has 12 transcripts,all transcripts are shown below:

| Name | Transcript ID | bp | Protein | Biotype | CCDS | UniProt | Flags |
|---|---|---|---|---|---|---|---|
| Stat1-201 | ENSMUST00000070968.13 | 5151 | 749aa | Protein coding | CCDS56628 | Q8C3V4 | TSL:1 GENCODE basic APPRIS P1 |
| Stat1-206 | ENSMUST00000186857.6 | 4241 | 749aa | Protein coding | CCDS56628 | Q8C3V4 | TSL:1 GENCODE basic APPRIS P1 |
| Stat1-203 | ENSMUST00000186057.6 | 3998 | 755aa | Protein coding | CCDS78581 | A0A087WSP5 | TSL:1 GENCODE basic |
| Stat1-209 | ENSMUST00000189244.6 | 3298 | 243aa | Protein coding | - | Q8CFQ1 | CDS 5' incomplete TSL:1 |
| Stat1-205 | ENSMUST00000186574.6 | 2834 | 712aa | Protein coding | - | Q99K94 | TSL:1 GENCODE basic |
| Stat1-212 | ENSMUST00000191435.6 | 2803 | 712aa | Protein coding | - | Q99K94 | TSL:5 GENCODE basic |
| Stat1-211 | ENSMUST00000189347.6 | 2588 | 712aa | Protein coding | - | Q99K94 | TSL:5 GENCODE basic |
| Stat1-207 | ENSMUST00000188681.6 | 715 | 154aa | Protein coding | - | A0A087WSQ5 | CDS 3' incomplete TSL:2 |
| Stat1-210 | ENSMUST00000189336.1 | 886 | 131aa | Nonsense mediated decay | - | A0A087WRI1 | CDS 5' incomplete TSL:3 |
| Stat1-202 | ENSMUST00000185743.1 | 1344 | No protein | Retained intron | - | - | TSL:1 |
| Stat1-208 | ENSMUST00000189075.1 | 827 | No protein | Retained intron | - | - | TSL:2 |
| Stat1-204 | ENSMUST00000186186.1 | 548 | No protein | Retained intron | - | - | TSL:2 |

The strategy is based on the design of *Stat1-203* transcript,The transcription is shown below

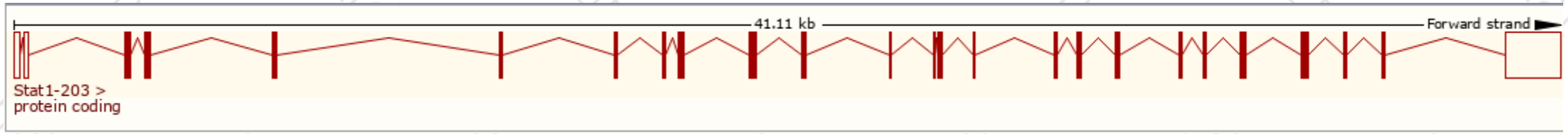

# Genomic location distribution

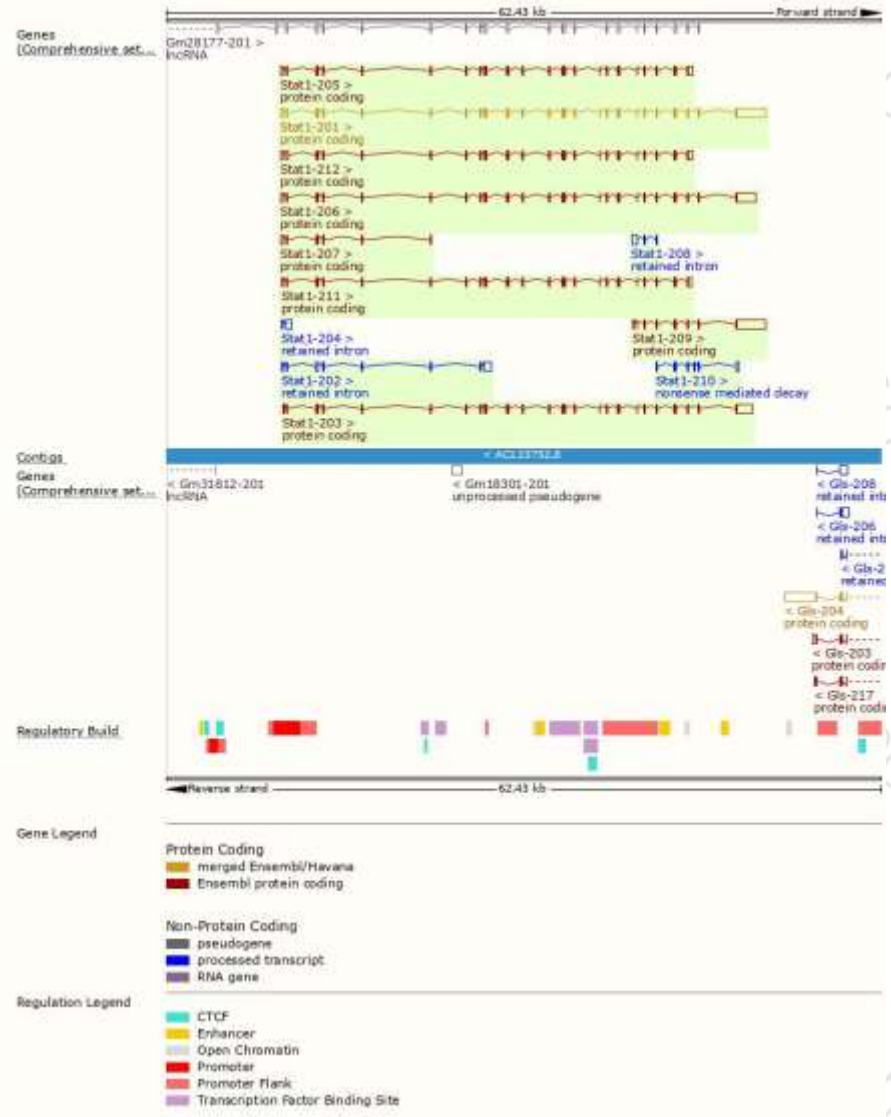

# Protein domain

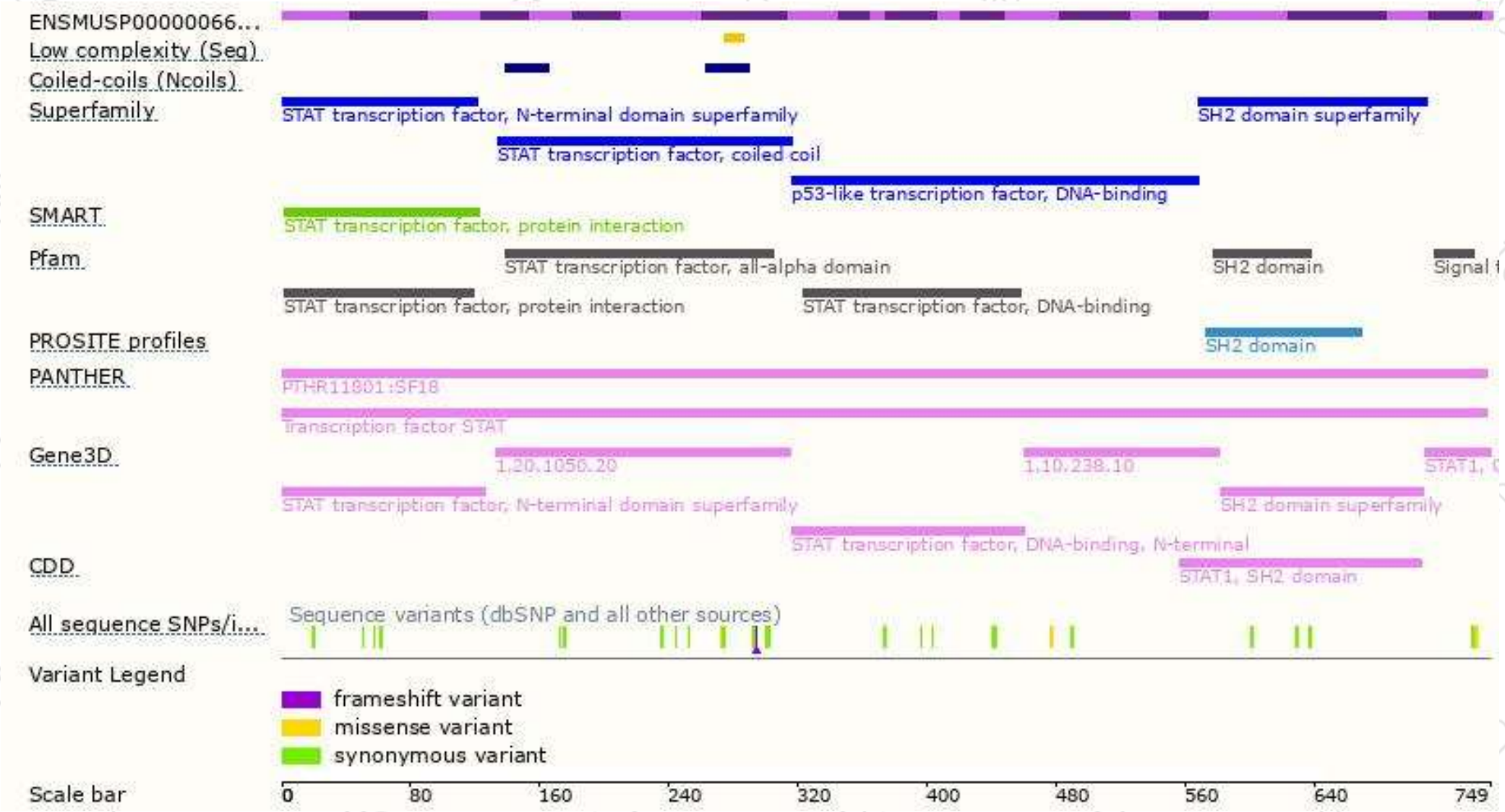

# Mouse phenotype description(MGI )

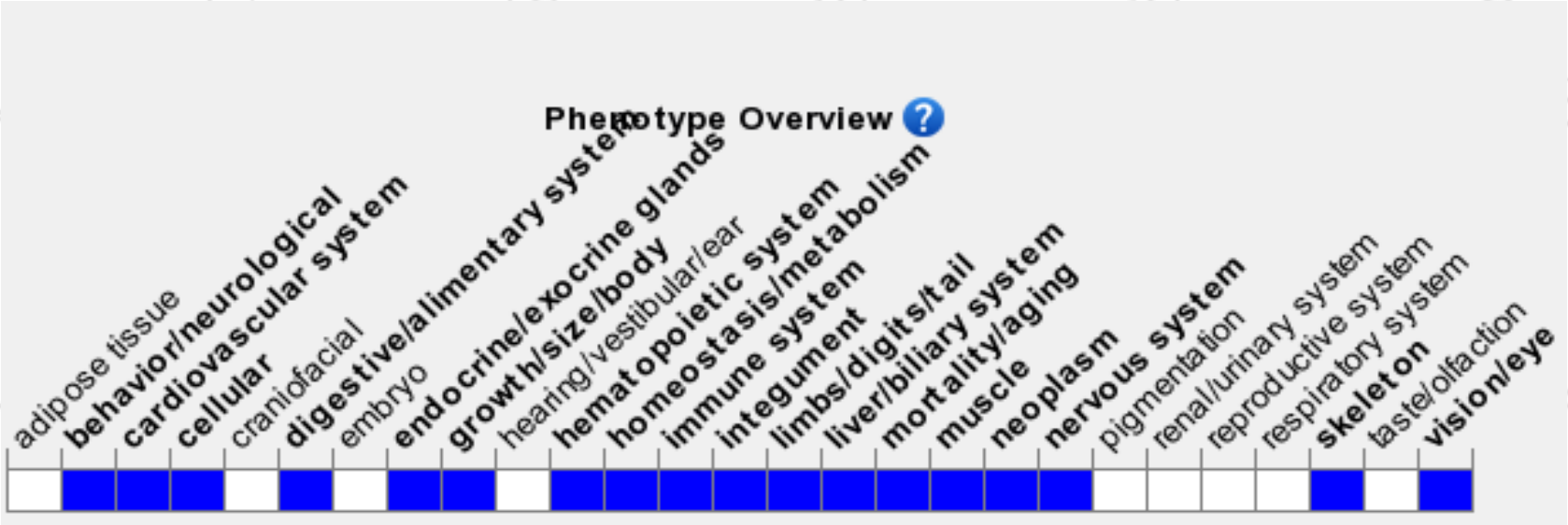


*Phenotypes affected by the gene are marked in blue.Data quoted from MGI database(http://www.informatics.jax.org/).*

According to the existing MGI data,Homozygotes for targeted null mutations are largely unresponsive to interferon, fail to thrive, are susceptible to viral diseases and cutaneous leishmaniasis, and show excess osteoclastogenesis leading to increased bone mass.

集萃药康
GemPharmatech

If you have any questions, you are welcome to inquire.

Tel: 025-5864 1534

集萃药康生物科技
GemPharmatech Co.,Ltd