

Olfr267 Cas9-CKO Strategy

Designer: Jia Yu

Reviewer: Xiaojing Li

Design Date: 2021-2-8

Project Overview

Project Name

Olfr267

Project type

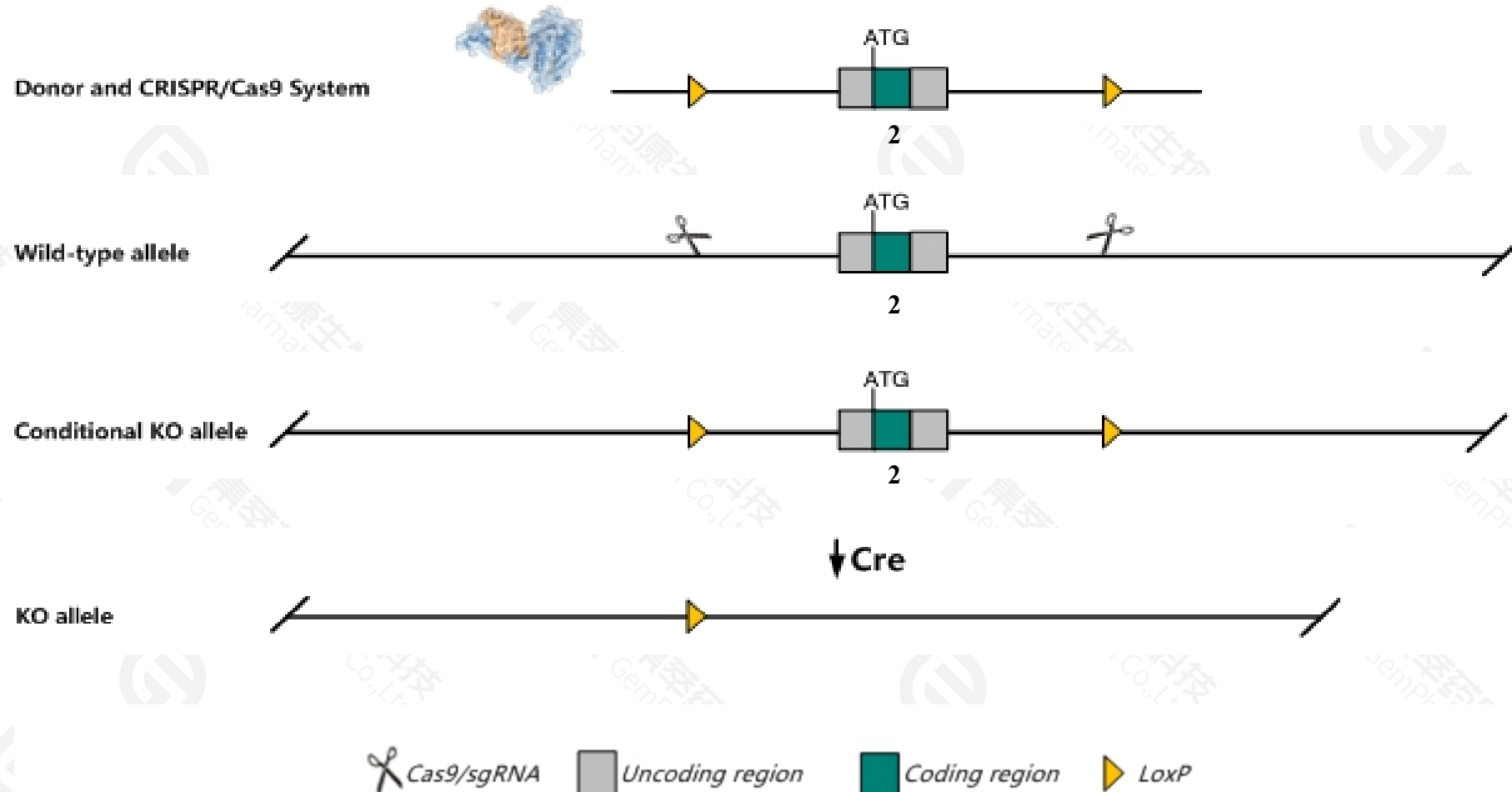
Cas9-CKO

Strain background

C57BL/6JGpt

Conditional Knockout strategy

This model will use CRISPR/Cas9 technology to edit the *Olfr267* gene. The schematic diagram is as follows:



Technical routes

- The *Olfr267* gene has 2 transcripts. According to the structure of *Olfr267* gene, exon2 of *Olfr267*-202(ENSMUST00000216719.1) transcript is recommended as the knockout region. The region contains all of the coding sequence. Knock out the region will result in disruption of protein function.
- In this project we use CRISPR/Cas9 technology to modify *Olfr267* gene. The brief process is as follows: sgRNA was transcribed in vitro, donor vector was constructed. Cas9, sgRNA and Donor were microinjected into the fertilized eggs of C57BL/6JGpt mice. Fertilized eggs were transplanted to obtain positive F0 mice which were confirmed by PCR and sequencing. A stable F1 generation mouse model was obtained by mating positive F0 generation mice with C57BL/6JGpt mice.
- The flox mice was knocked out after mating with mice expressing Cre recombinase, resulting in the loss of function of the target gene in specific tissues and cell types.

- The *Olfr267* gene is located on the Chr4. If the knockout mice are crossed with other mice strains to obtain double gene positive homozygous mouse offspring, please avoid the two genes on the same chromosome.
- This strategy is designed based on genetic information in existing databases. Due to the complexity of biological processes, all risk of loxp insertion on gene transcription, RNA splicing and protein translation cannot be predicted at existing technological level.

Gene information (NCBI)

Olfr267 olfactory receptor 267 [Mus musculus (house mouse)]

Gene ID: 258922, updated on 13-Mar-2020

Summary




Official Symbol	Olfr267 provided by MGI
Official Full Name	olfactory receptor 267 provided by MGI
Primary source	MGI:MGI:3030101
See related	Ensembl:ENSMUSG00000043385
Gene type	protein coding
RefSeq status	VALIDATED
Organism	Mus musculus
Lineage	Eukaryota; Metazoa; Chordata; Craniata; Vertebrata; Euteleostomi; Mammalia; Eutheria; Euarchontoglires; Glires; Rodentia; Myomorpha; Muroidea; Muridae; Murinae; Mus; Mus
Also known as	MOR262-1
Summary	Olfactory receptors interact with odorant molecules in the nose, to initiate a neuronal response that triggers the perception of a smell. The olfactory receptor proteins are members of a large family of G-protein-coupled receptors (GPCR) arising from single coding-exon genes. Olfactory receptors share a 7-transmembrane domain structure with many neurotransmitter and hormone receptors and are responsible for the recognition and G protein-mediated transduction of odorant signals. The olfactory receptor gene family is the largest in the genome. The nomenclature assigned to the olfactory receptor genes and proteins for this organism is independent of other organisms. [provided by RefSeq, Jul 2008]
Orthologs	human all

Transcript information (Ensembl)

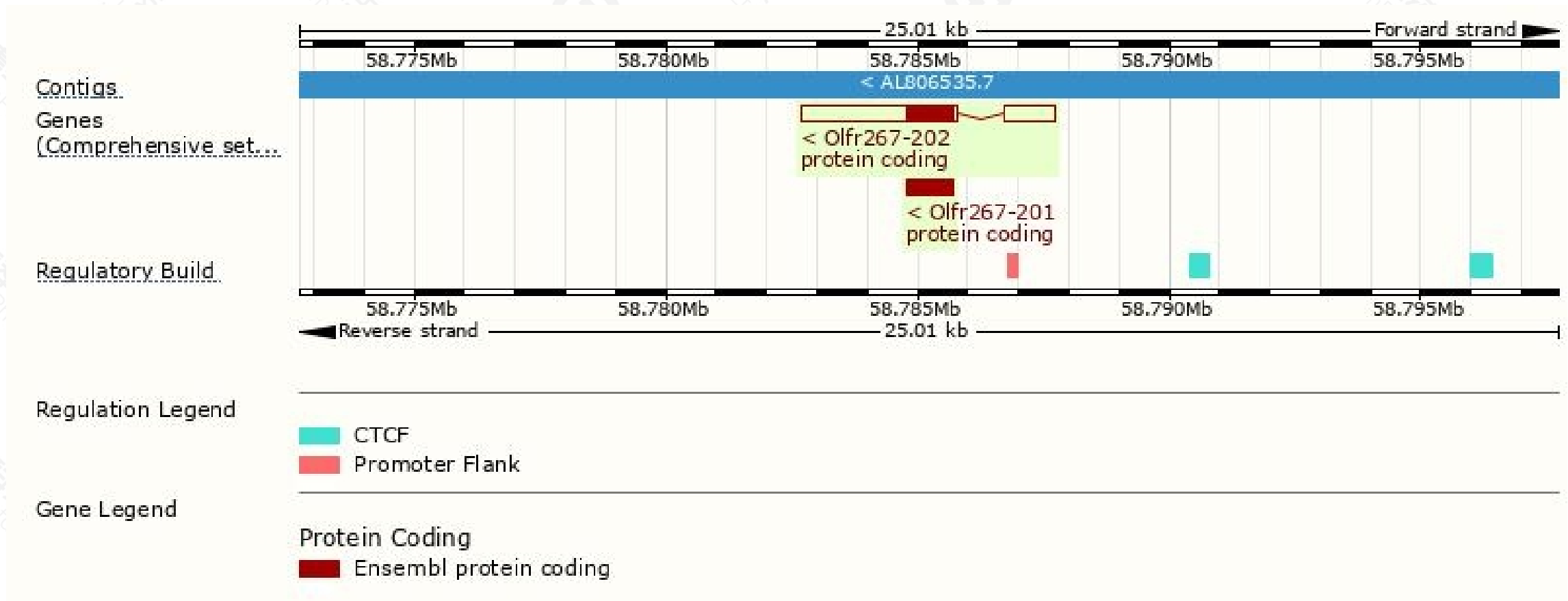
The gene has 2 transcripts,all transcripts are shown below:

Name	Transcript ID	bp	Protein	Biotype	CCDS	UniProt	Flags
Olfr267-202	ENSMUST00000216719.1	4050	313aa	Protein coding	CCDS18213	A2AM35	TSL:5 GENCODE basic APPRIS P1
Olfr267-201	ENSMUST00000059608.4	944	313aa	Protein coding	CCDS18213	A2AM35	TSL:NA GENCODE basic APPRIS P1

The strategy is based on the design of *Olfr267-202* transcript,the transcription is shown below:



Genomic location distribution



Protein domain



If you have any questions, you are welcome to inquire.

Tel: 025-5864 1534

