

Pdzrn4 Cas9-KO Strategy

Designer: Zihe Cui

Reviewer: Yanhua Shen

Design Date: 2020-10-12

Project Overview

Project Name

Pdzrn4

Project type

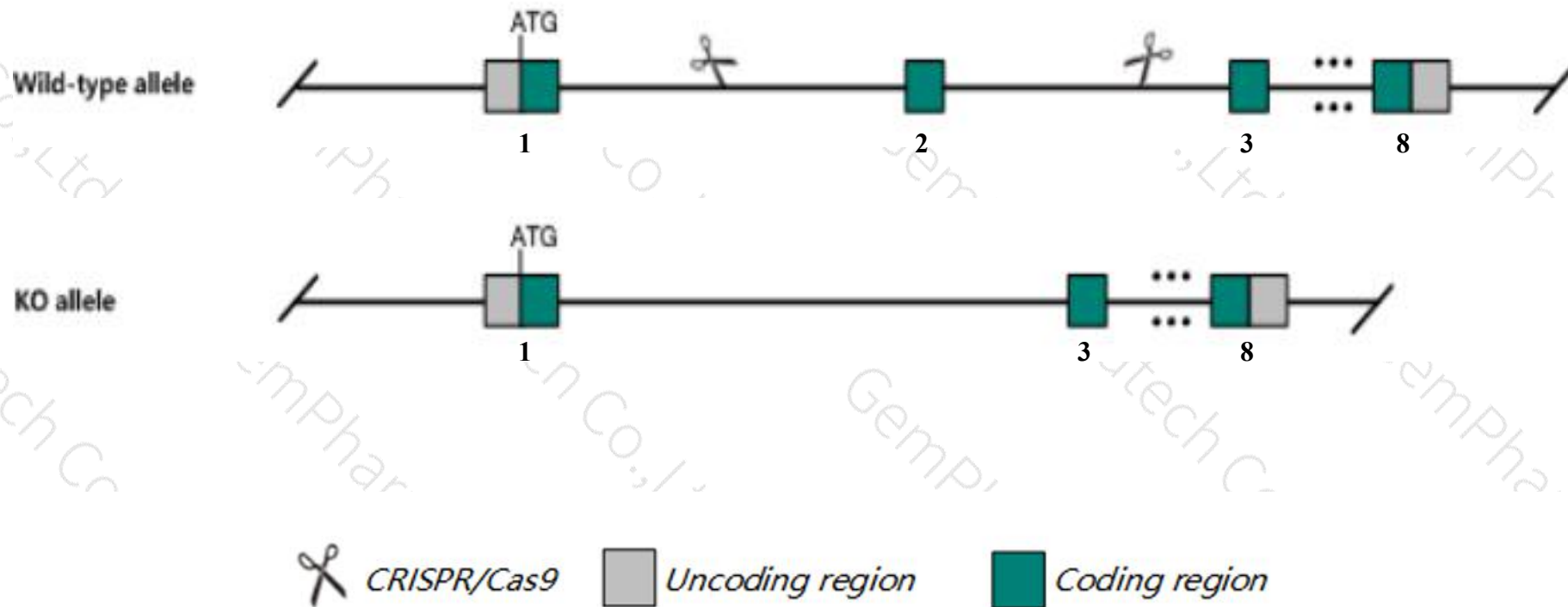
Cas9-KO

Strain background

C57BL/6JGpt

Knockout strategy

This model will use CRISPR/Cas9 technology to edit the *Pdzn4* gene. The schematic diagram is as follows:



- The *Pdzn4* gene has 4 transcripts. According to the structure of *Pdzn4* gene, exon2 of *Pdzn4-201*(ENSMUST00000035399.9) transcript is recommended as the knockout region. The region contains 257bp coding sequence. Knock out the region will result in disruption of protein function.
- In this project we use CRISPR/Cas9 technology to modify *Pdzn4* gene. The brief process is as follows: CRISPR/Cas9 system were microinjected into the fertilized eggs of C57BL/6JGpt mice. Fertilized eggs were transplanted to obtain positive F0 mice which were confirmed by PCR and sequencing. A stable F1 generation mouse model was obtained by mating positive F0 generation mice with C57BL/6JGpt mice.

- The *Pdzn4* gene is located on the Chr15. If the knockout mice are crossed with other mice strains to obtain double gene positive homozygous mouse offspring, please avoid the two genes on the same chromosome.
- This strategy is designed based on genetic information in existing databases. Due to the complexity of biological processes, all risk of the gene knockout on gene transcription, RNA splicing and protein translation cannot be predicted at the existing technology level.

Gene information (NCBI)

Pdzn4 PDZ domain containing RING finger 4 [*Mus musculus* (house mouse)]

Gene ID: 239618, updated on 25-Sep-2020

Summary

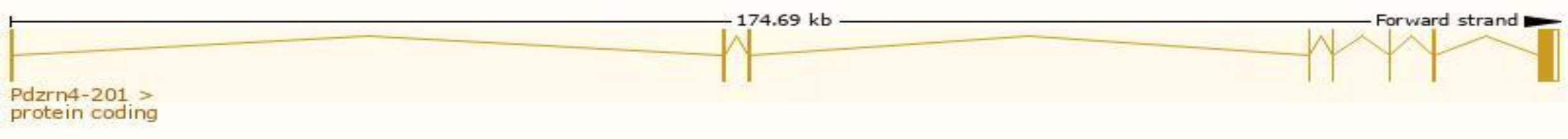
| | |
|--------------------|---|
| Official Symbol | Pdzn4 provided by MGI |
| Official Full Name | PDZ domain containing RING finger 4 provided by MGI |
| Primary source | MGI:MGI:3056996 |
| See related | Ensembl:ENSMUSG000000036218 |
| Gene type | protein coding |
| RefSeq status | VALIDATED |
| Organism | Mus musculus |
| Lineage | Eukaryota; Metazoa; Chordata; Craniata; Vertebrata; Euteleostomi; Mammalia; Eutheria; Euarchontoglires; Glires; Rodentia; Myomorpha; Muroidea; Muridae; Murinae; Mus; Mus |
| Also known as | LN; SAM; LNX4; SAMCAP3L; mKIAA3027; 1110017D07Rik |
| Expression | Biased expression in CNS E14 (RPKM 3.1), whole brain E14.5 (RPKM 2.7) and 10 other tissues See more |
| Orthologs | human all |

Transcript information (Ensembl)

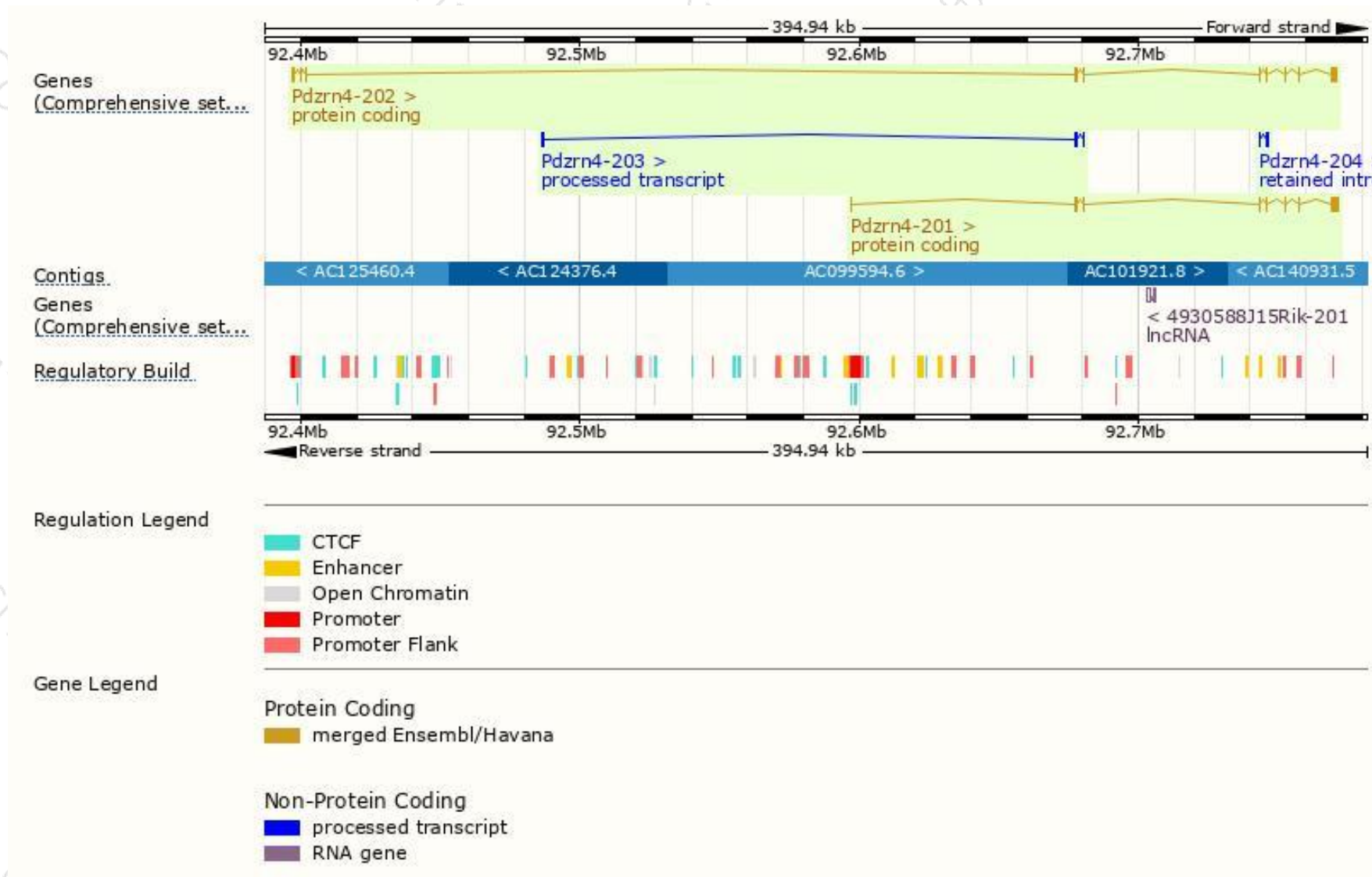
The gene has 4 transcripts,all transcripts are shown below:

| Name | Transcript ID | bp | Protein | Biotype | CCDS | UniProt | Flags |
|-----------|--------------------------------------|------|------------------------|----------------------|---------------------------|------------------------|-------------------------------|
| Pdzn4-201 | ENSMUST00000035399.9 | 3376 | 775aa | Protein coding | CCDS49710 | E9Q5P6 | TSL:1 GENCODE basic |
| Pdzn4-202 | ENSMUST00000169942.9 | 3102 | 1014aa | Protein coding | CCDS49709 | E9PUZ9 | TSL:1 GENCODE basic APPRIS P1 |
| Pdzn4-203 | ENSMUST00000229173.1 | 502 | No protein | Processed transcript | - | - | |
| Pdzn4-204 | ENSMUST00000229577.1 | 485 | No protein | Retained intron | - | - | |

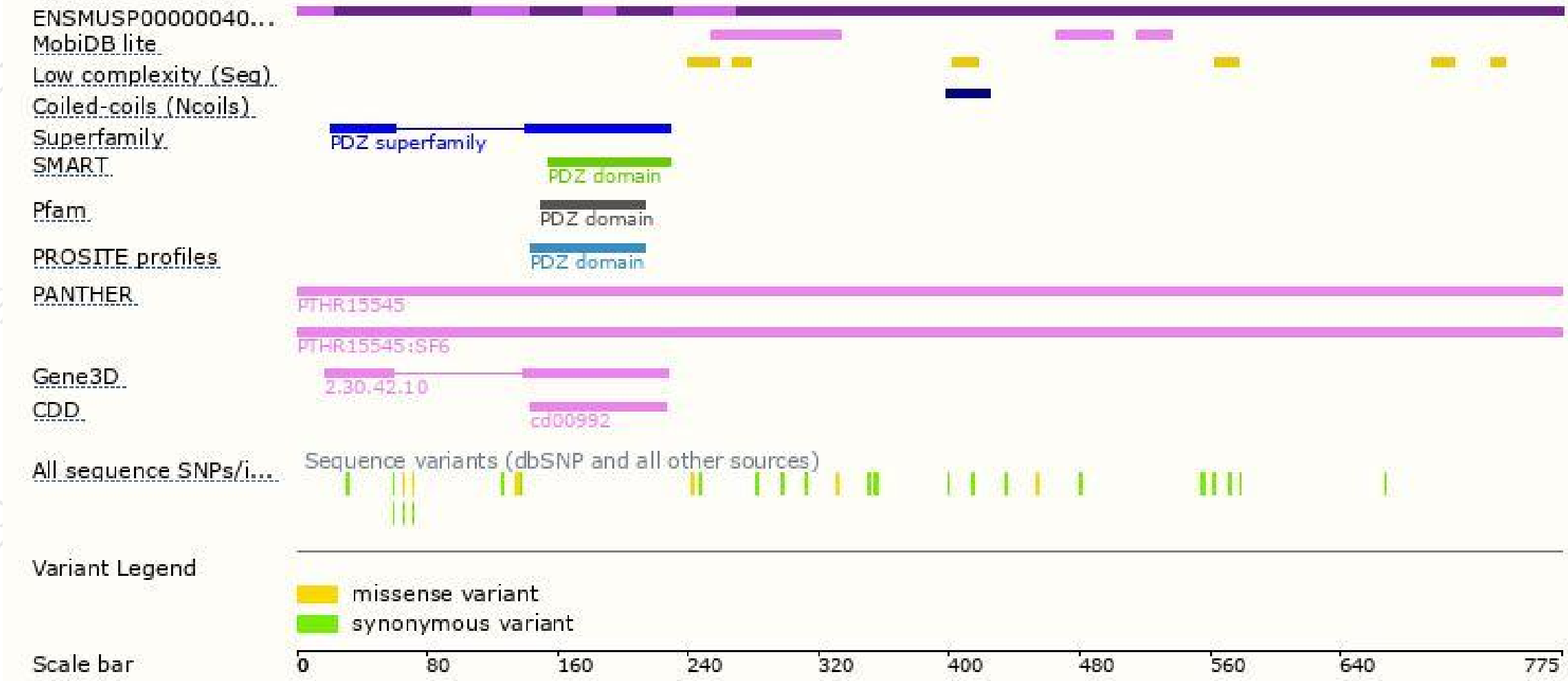
The strategy is based on the design of *Pdzn4-201* transcript,the transcription is shown below:



Genomic location distribution



Protein domain



If you have any questions, you are welcome to inquire.

Tel: 400-9660890

