

# ***Fancb* Cas9-KO Strategy**

**Designer: Xiaojing Li**

**Reviewer: Jia Yu**

**Design Date: 2020-7-29**

# Project Overview

---

**Project Name**

*Fancb*

---

**Project type**

**Cas9-KO**

---

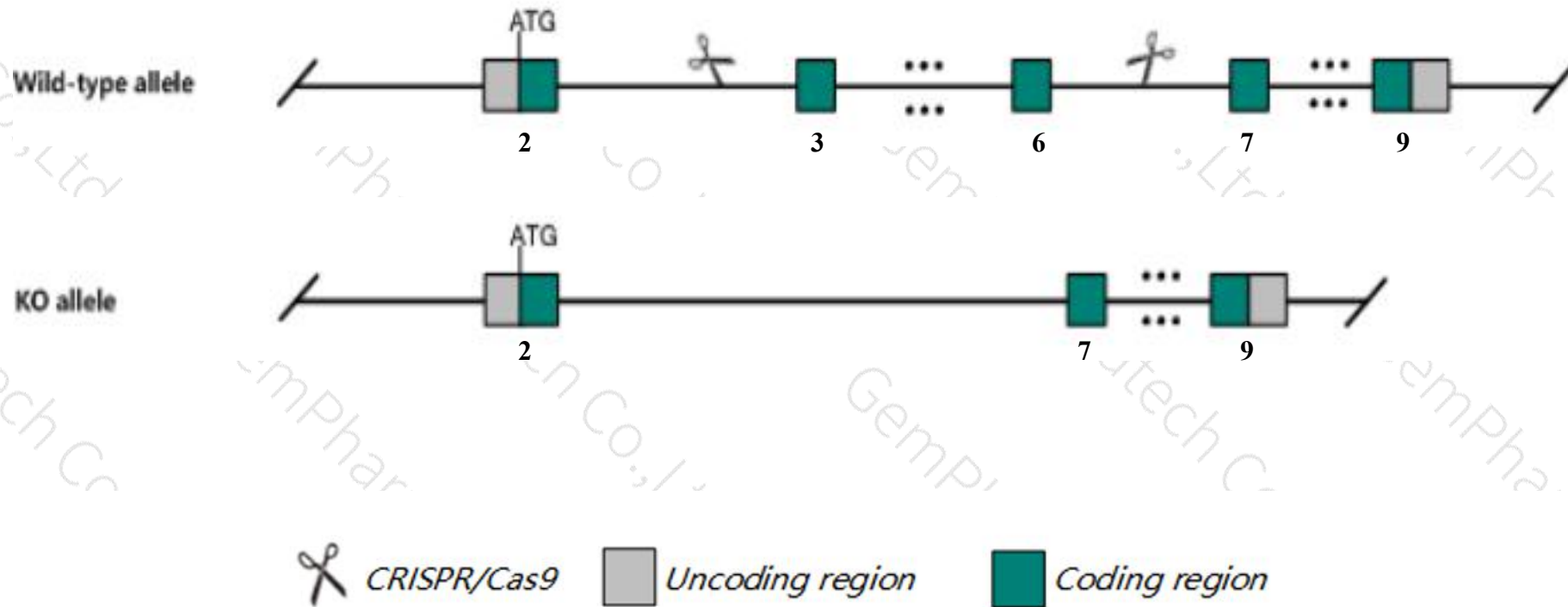
**Strain background**

**C57BL/6JGpt**

---

# Knockout strategy

This model will use CRISPR/Cas9 technology to edit the *Fancb* gene. The schematic diagram is as follows:



- The *Fancb* gene has 2 transcripts. According to the structure of *Fancb* gene, exon3-exon6 of *Fancb*-202(ENSMUST00000167446.7) transcript is recommended as the knockout region. The region contains 554bp coding sequence. Knock out the region will result in disruption of protein function.
- In this project we use CRISPR/Cas9 technology to modify *Fancb* gene. The brief process is as follows: CRISPR/Cas9 system were microinjected into the fertilized eggs of C57BL/6JGpt mice. Fertilized eggs were transplanted to obtain positive F0 mice which were confirmed by PCR and sequencing. A stable F1 generation mouse model was obtained by mating positive F0 generation mice with C57BL/6JGpt mice.

- According to the existing MGI data, mice homozygous for a knock-out allele exhibit male infertility with oligozoospermia, reduced primordial germ cells and defects in the maintenance of undifferentiated spermatogonia.
- The *Fancb* gene is located on the ChrX. If the knockout mice are crossed with other mice strains to obtain double gene positive homozygous mouse offspring, please avoid the two genes on the same chromosome.
- This strategy is designed based on genetic information in existing databases. Due to the complexity of biological processes, all risk of the gene knockout on gene transcription, RNA splicing and protein translation cannot be predicted at the existing technology level.



# Gene information (NCBI)

## Fancb Fanconi anemia, complementation group B [Mus musculus (house mouse)]

Gene ID: 237211, updated on 13-Mar-2020

### Summary




<b>Official Symbol</b>	Fancb provided by <a href="#">MGI</a>
<b>Official Full Name</b>	Fanconi anemia, complementation group B provided by <a href="#">MGI</a>
<b>Primary source</b>	<a href="#">MGI:MGI:2448558</a>
<b>See related</b>	<a href="#">Ensembl:ENSMUSG00000047757</a>
<b>Gene type</b>	protein coding
<b>RefSeq status</b>	VALIDATED
<b>Organism</b>	<a href="#">Mus musculus</a>
<b>Lineage</b>	Eukaryota; Metazoa; Chordata; Craniata; Vertebrata; Euteleostomi; Mammalia; Eutheria; Euarchontoglires; Glires; Rodentia; Myomorpha; Muroidea; Muridae; Murinae; Mus; Mus
<b>Also known as</b>	BC022692
<b>Expression</b>	Broad expression in liver E14 (RPKM 2.2), CNS E11.5 (RPKM 2.0) and 20 other tissues <a href="#">See more</a>
<b>Orthologs</b>	<a href="#">human</a> <a href="#">all</a>

# Transcript information (Ensembl)

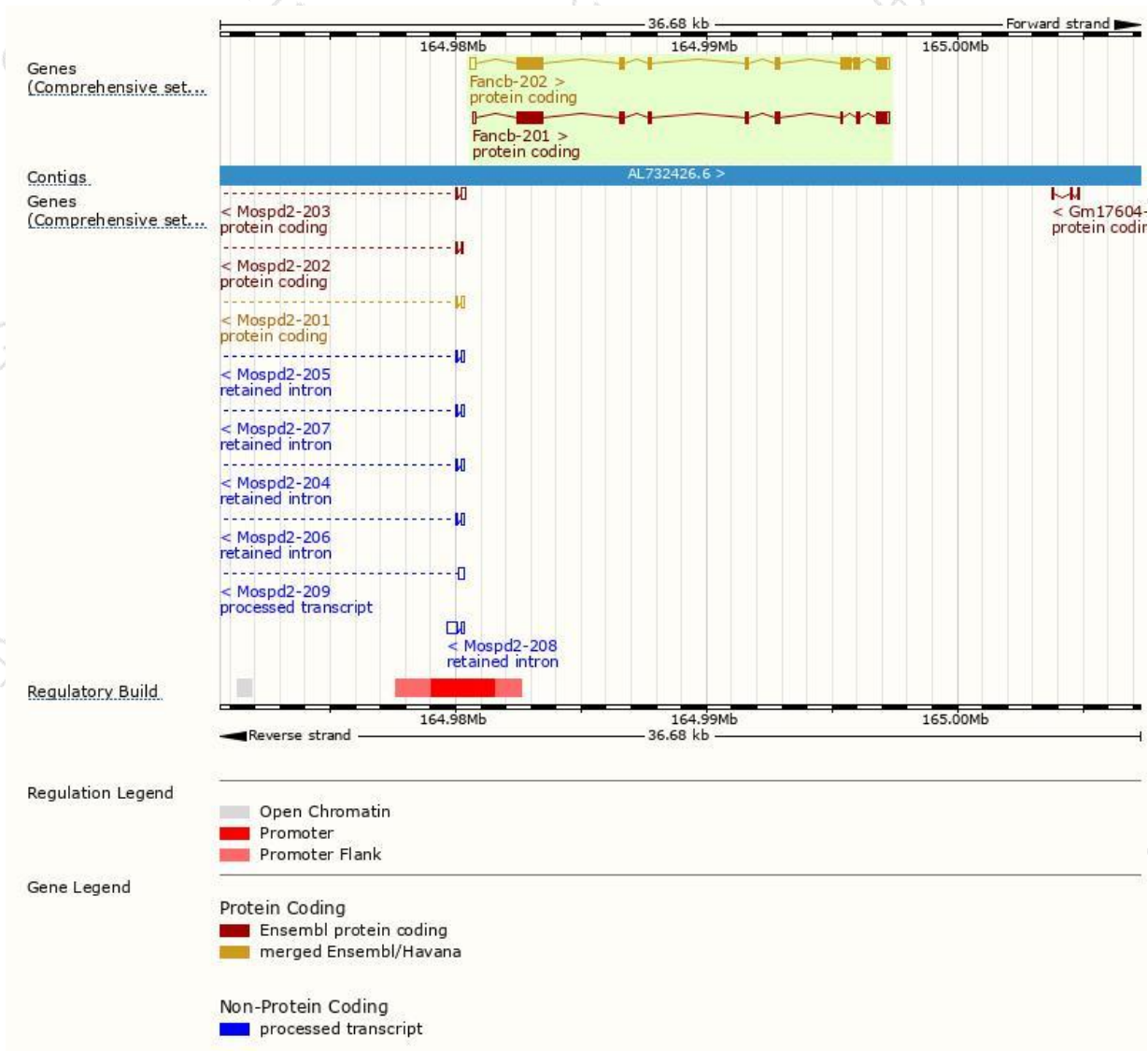
The gene has 2 transcripts,all transcripts are shown below:

Name	Transcript ID	bp	Protein	Biotype	CCDS	UniProt	Flags
Fancb-202	<a href="#">ENSMUST00000167446.7</a>	2953	<a href="#">853aa</a>	Protein coding	<a href="#">CCDS53242</a>	<a href="#">Q3TEX6</a>	TSL:1 GENCODE basic APPRIS P2
Fancb-201	<a href="#">ENSMUST00000057150.7</a>	2395	<a href="#">706aa</a>	Protein coding	-	<a href="#">B1AW75</a>	TSL:5 GENCODE basic APPRIS ALT2

The strategy is based on the design of *Fancb-202* transcript,the transcription is shown below:

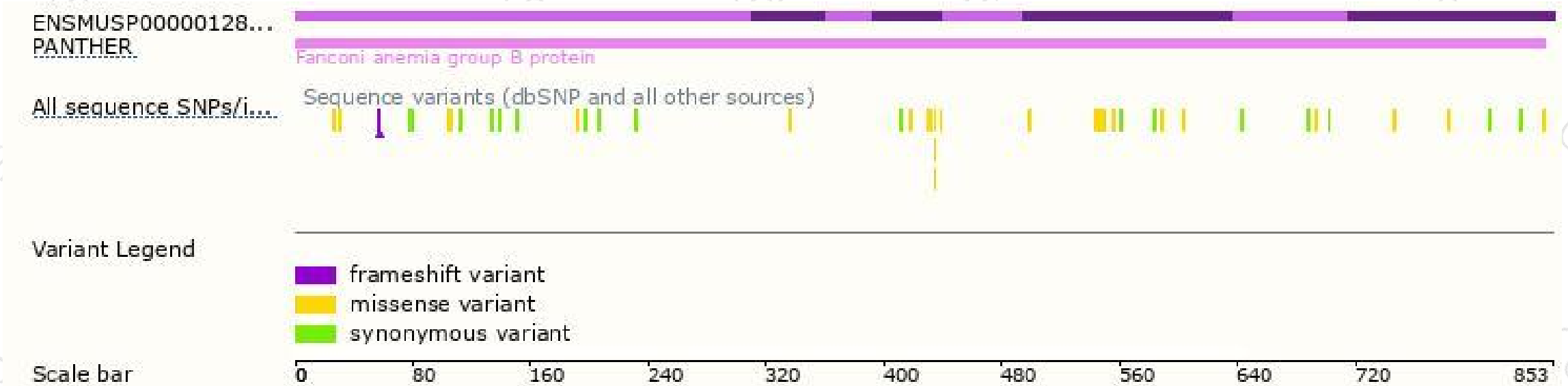


# Genomic location distribution






# Protein domain



# Mouse phenotype description(MGI )



*Phenotypes affected by the gene are marked in blue. Data quoted from MGI database(<http://www.informatics.jax.org/>).*

According to the existing MGI data, mice homozygous for a knock-out allele exhibit male infertility with oligozoospermia, reduced primordial germ cells and defects in the maintenance of undifferentiated spermatogonia.

If you have any questions, you are welcome to inquire.

Tel: 400-9660890

