

# ***Gnb3* Cas9-KO Strategy**

**Designer:**

**JiaYu**

**Reviewer:**

**Xiaojing Li**

**Design Date:**

**2020-1-19**

# Project Overview

**Project Name**

***Gnb3***

**Project type**

**Cas9-KO**

**Strain background**

**C57BL/6JGpt**

# Knockout strategy

This model will use CRISPR/Cas9 technology to edit the *Gnb3* gene. The schematic diagram is as follows:



- The *Gnb3* gene has 4 transcripts. According to the structure of *Gnb3* gene, exon4-exon9 of *Gnb3-201* (ENSMUST00000024206.5) transcript is recommended as the knockout region. The region contains 820bp coding sequence. Knock out the region will result in disruption of protein function.
- In this project we use CRISPR/Cas9 technology to modify *Gnb3* gene. The brief process is as follows: CRISPR/Cas9 system

- According to the existing MGI data, Mice homozygous for a knock-out allele exhibit abnormal light ON response and synaptic maintenance.
- The *Gnb3* gene is located on the Chr6. If the knockout mice are crossed with other mice strains to obtain double gene positive homozygous mouse offspring, please avoid the two genes on the same chromosome.
- This Strategy is designed based on genetic information in existing databases. Due to the complexity of biological processes, all risk of the gene knockout on gene transcription, RNA splicing and protein translation cannot be predicted at the existing technology level.



# Gene information (NCBI)

## Gnb3 guanine nucleotide binding protein (G protein), beta 3 [Mus musculus (house mouse)]

Gene ID: 14695, updated on 31-Jan-2019

### Summary



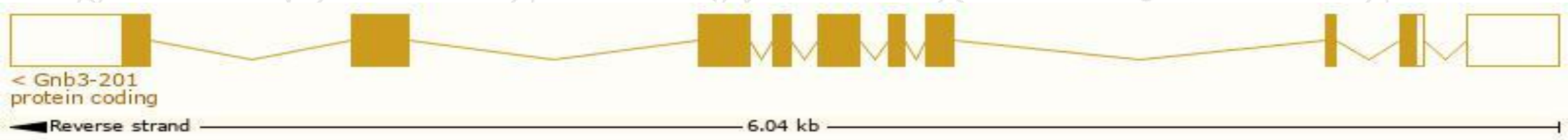
<b>Official Symbol</b>	Gnb3 provided by <a href="#">MGI</a>
<b>Official Full Name</b>	guanine nucleotide binding protein (G protein), beta 3 provided by <a href="#">MGI</a>
<b>Primary source</b>	<a href="#">MGI:MGI:95785</a>
<b>See related</b>	<a href="#">Ensembl:ENSMUSG00000023439</a>
<b>Gene type</b>	protein coding
<b>RefSeq status</b>	VALIDATED
<b>Organism</b>	<a href="#">Mus musculus</a>
<b>Lineage</b>	Eukaryota; Metazoa; Chordata; Craniata; Vertebrata; Euteleostomi; Mammalia; Eutheria; Euarchontoglires; Glires; Rodentia; Myomorpha; Muroidea; Muridae; Murinae; Mus; Mus
<b>Also known as</b>	Gnb-3
<b>Expression</b>	Biased expression in adrenal adult (RPKM 3.8), heart adult (RPKM 3.5) and 9 other tissues <a href="#">See more</a>
<b>Orthologs</b>	<a href="#">human</a> <a href="#">all</a>

# Transcript information (Ensembl)


The gene has 4 transcripts,all transcripts are shown below:

Name	Transcript ID	bp	Protein	Biotype	CCDS	UniProt	Flags
Gnb3-201	<a href="#">ENSMUST00000024206.5</a>	1846	<a href="#">340aa</a>	Protein coding	<a href="#">CCDS20532</a>	<a href="#">Q54AE3</a> <a href="#">Q61011</a>	TSL:1 GENCODE basic APPRIS P1
Gnb3-202	<a href="#">ENSMUST00000129251.7</a>	1779	No protein	Retained intron	-	-	TSL:1
Gnb3-203	<a href="#">ENSMUST00000135996.1</a>	816	No protein	Retained intron	-	-	TSL:3
Gnb3-204	<a href="#">ENSMUST00000140233.1</a>	582	No protein	lncRNA	-	-	TSL:3

The strategy is based on the design of *Gnb3-201* transcript,The transcription is shown below

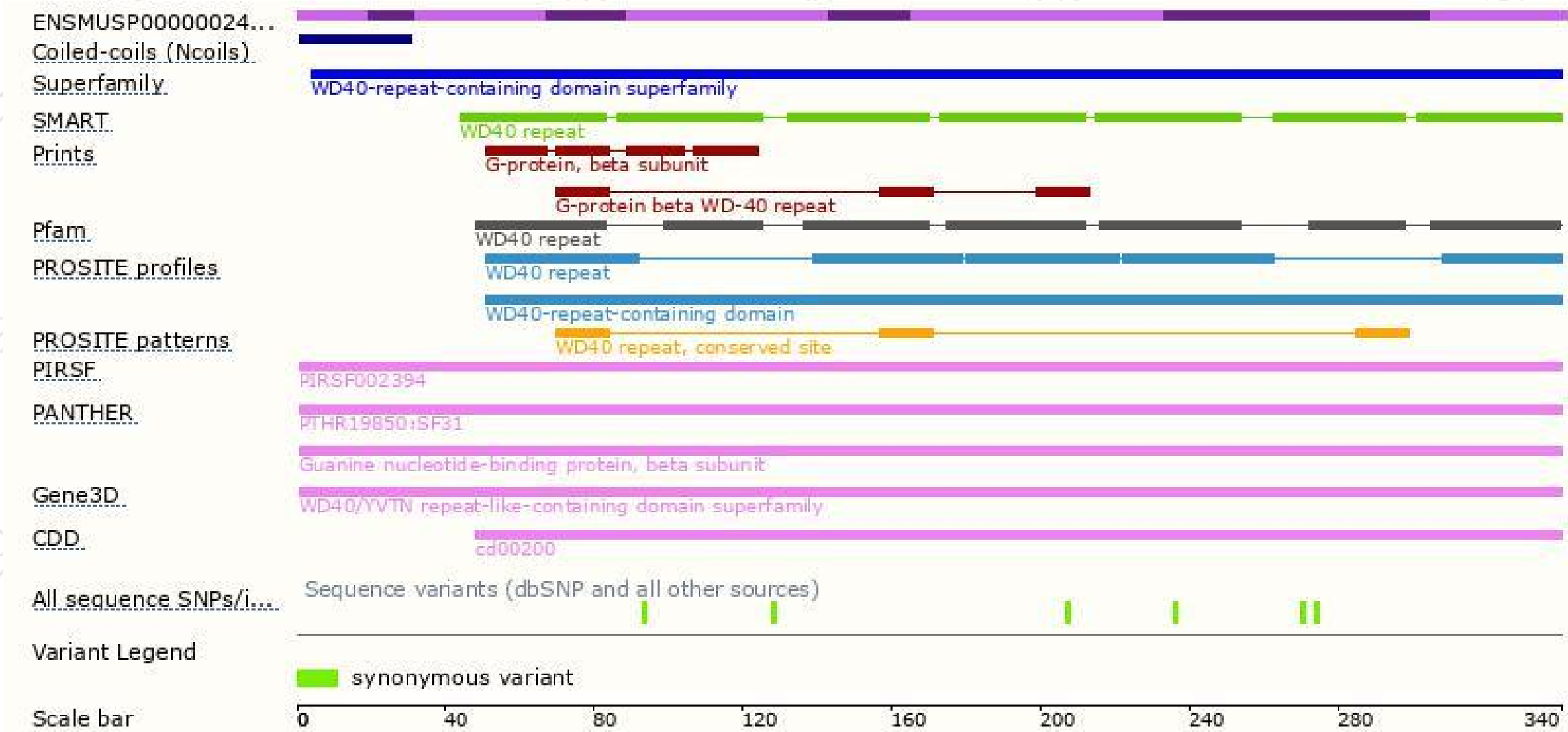


# Genomic location distribution






# Protein domain



# Mouse phenotype description(MGI )



*Phenotypes affected by the gene are marked in blue. Data quoted from MGI database(<http://www.informatics.jax.org/>).*

According to the existing MGI data, Mice homozygous for a knock-out allele exhibit abnormal light ON response and synaptic maintenance.

If you have any questions, you are welcome to inquire.

Tel: 400-9660890

