

# *Unc13d* Cas9-CKO Strategy

Designer: Xueting Zhang

Reviewer: Yanhua Shen

Date: 2020-1-13

# Project Overview

**Project Name**

*Unc13d*

**Project type**

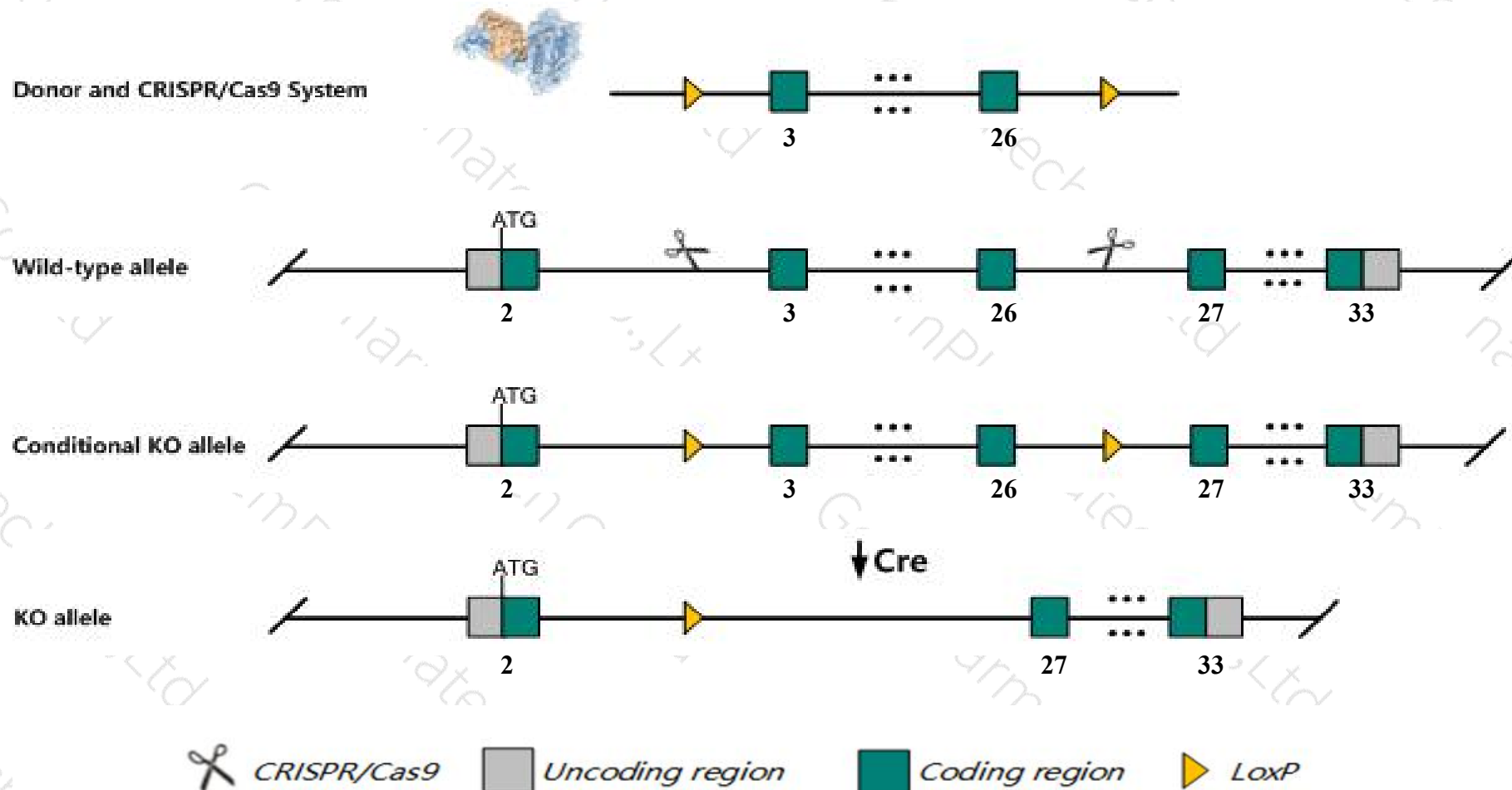
**Cas9-CKO**

**Strain background**

**C57BL/6JGpt**

# Conditional Knockout strategy

This model will use CRISPR/Cas9 technology to edit the *Unc13d* gene. The schematic diagram is as follows:



- The *Unc13d* gene has 9 transcripts. According to the structure of *Unc13d* gene, exon3-exon26 of *Unc13d-201* (ENSMUST00000075036.8) transcript is recommended as the knockout region. The region contains 2324bp coding sequence. Knock out the region will result in disruption of protein function.
- In this project we use CRISPR/Cas9 technology to modify *Unc13d* gene. The brief process is as follows: CRISPR/Cas9 system and Donor were microinjected into the fertilized eggs of C57BL/6JGpt mice. Fertilized eggs were transplanted to obtain positive F0 mice which were confirmed by PCR and sequencing. A stable F1 generation mouse model was obtained by mating positive F0 generation mice with C57BL/6JGpt mice.
- The flox mice will be knocked out after mating with mice expressing Cre recombinase, resulting in the loss of function of the target gene in specific tissues and cell types.

- According to the existing MGI data, Targeted deletion of this gene leads to defective hemostasis, abrogated thrombus formation and protection of homozygotes from ischemic stroke in the absence of intracranial bleeding. Homozygous ENU mutant mice are sensitive to infection by mouse cytomegalovirus.
- Transcript *Unc13d*-204 may be directly destroyed in this strategy.
- The *Unc13d* gene is located on the Chr11. If the knockout mice are crossed with other mice strains to obtain double gene positive homozygous mouse offspring, please avoid the two genes on the same chromosome.
- This Strategy is designed based on genetic information in existing databases. Due to the complexity of biological processes, all risk of loxp insertion on gene transcription, RNA splicing and protein translation cannot be predicted at existing technological level.



# Gene information (NCBI)

## Unc13d unc-13 homolog D [ *Mus musculus* (house mouse) ]

Gene ID: 70450, updated on 10-Dec-2019

Summary

- Official Symbol

Unc13d provided by [MGI](#)
- Official Full Name

unc-13 homolog D provided by [MGI](#)
- Primary source

[MGI:MGI:1917700](#)
- See related

[Ensembl:ENSMUSG00000057948](#)
- Gene type

protein coding
- RefSeq status

VALIDATED
- Organism

[Mus musculus](#)
- Lineage

Eukaryota; Metazoa; Chordata; Craniata; Vertebrata; Euteleostomi; Mammalia; Eutheria; Euarchontoglires; Glires; Rodentia; Myomorpha; Muroidea; Muridae; Murinae; Mus; Mus
- Also known as

Jinx; Munc13-4; mFLJ00067; 2610108D09Rik
- Expression

Broad expression in thymus adult (RPKM 20.5), spleen adult (RPKM 18.5) and 15 other tissues [See more](#)
- Orthologs

[human](#) [all](#)

Genomic context

Location: 11; 11 E2

See Unc13d in [Genome Data Viewer](#)

Exon count: 35


Annotation release	Status	Assembly	Chr	Location
<a href="#">108</a>	current	GRCm38.p6 ( <a href="#">GCF_000001635.26</a> )	11	NC_000077.6 (116062095..116078495, complement)
Build 37.2	previous assembly	MGSCv37 ( <a href="#">GCF_000001635.18</a> )	11	NC_000077.5 (115923410..115939275, complement)

# Transcript information (Ensembl)

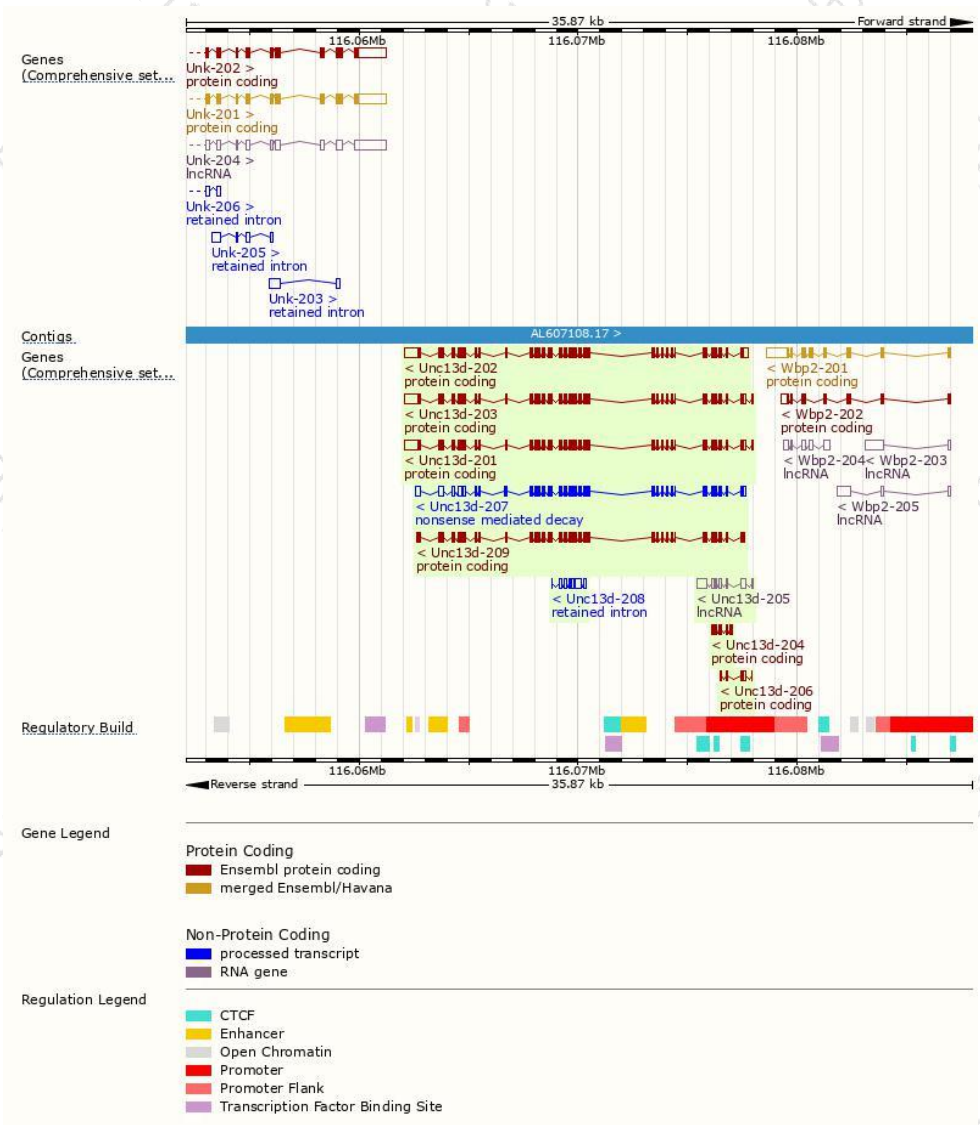
The gene has 9 transcripts,all transcripts are shown below:

Name	Transcript ID	bp	Protein	Biotype	CCDS	UniProt	Flags
Unc13d-201	<a href="#">ENSMUST00000075036.8</a>	3967	<a href="#">1083aa</a>	Protein coding	<a href="#">CCDS25656</a>	<a href="#">B2RUP2</a>	TSL:5 GENCODE basic APPRIS P2
Unc13d-209	<a href="#">ENSMUST00000174822.7</a>	3337	<a href="#">1083aa</a>	Protein coding	<a href="#">CCDS25656</a>	<a href="#">B2RUP2</a>	TSL:1 GENCODE basic APPRIS P2
Unc13d-202	<a href="#">ENSMUST00000106450.7</a>	4046	<a href="#">1085aa</a>	Protein coding	-	<a href="#">B2RUP2</a>	TSL:5 GENCODE basic APPRIS ALT2
Unc13d-203	<a href="#">ENSMUST00000106451.7</a>	3973	<a href="#">1085aa</a>	Protein coding	-	<a href="#">B2RUP2</a>	TSL:5 GENCODE basic APPRIS ALT2
Unc13d-204	<a href="#">ENSMUST00000153408.7</a>	416	<a href="#">117aa</a>	Protein coding	-	<a href="#">A2A855</a>	CDS 3' incomplete TSL:3
Unc13d-206	<a href="#">ENSMUST00000156545.1</a>	353	<a href="#">76aa</a>	Protein coding	-	<a href="#">A2A858</a>	CDS 3' incomplete TSL:5
Unc13d-207	<a href="#">ENSMUST00000173345.7</a>	3514	<a href="#">834aa</a>	Nonsense mediated decay	-	<a href="#">A0A0R4J257</a>	TSL:1
Unc13d-208	<a href="#">ENSMUST00000173943.1</a>	766	No protein	Retained intron	-	-	TSL:5
Unc13d-205	<a href="#">ENSMUST00000155120.1</a>	991	No protein	lncRNA	-	-	TSL:1

The strategy is based on the design of *Unc13d-201* transcript,The transcription is shown below

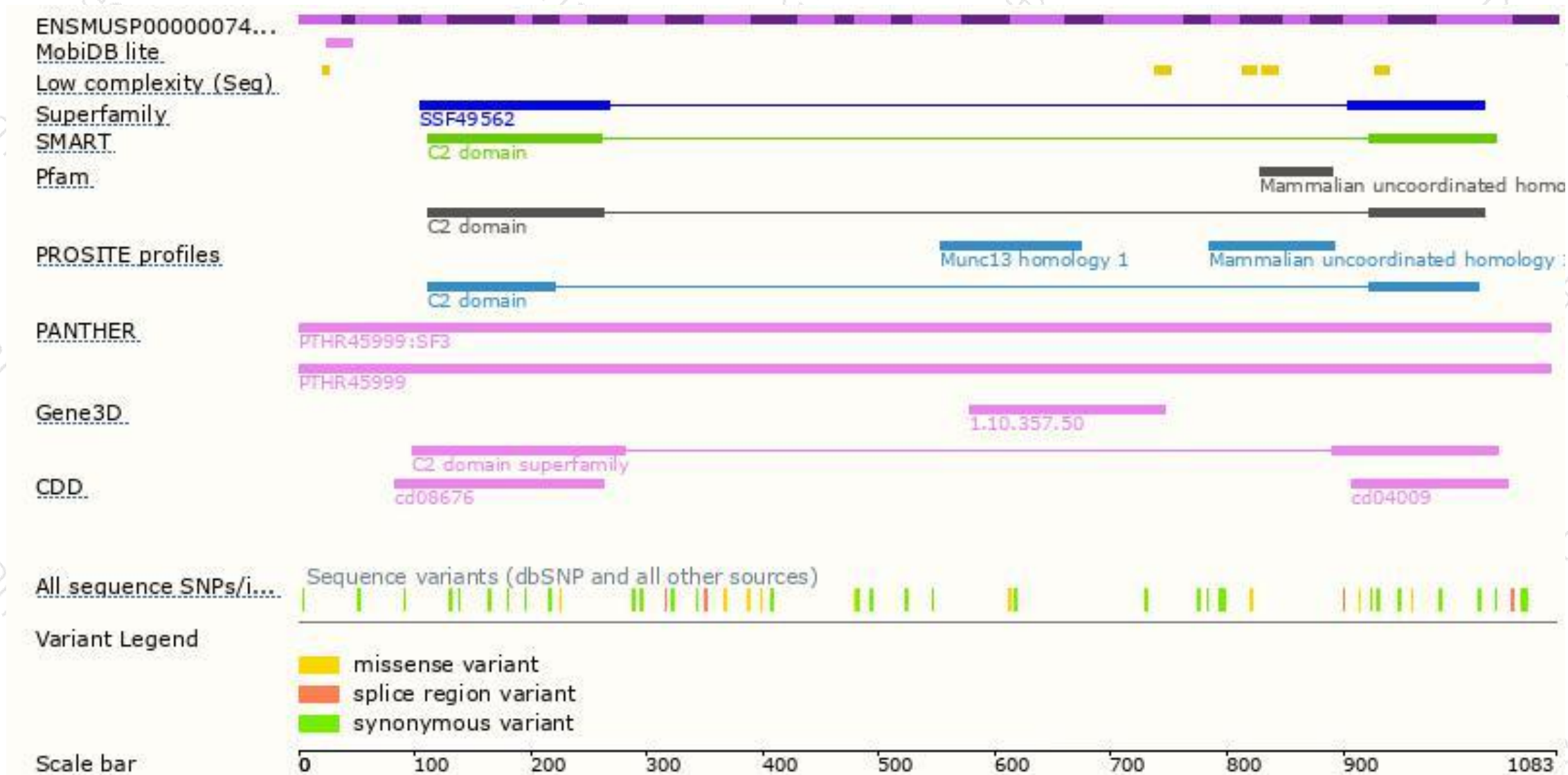


# Genomic location distribution

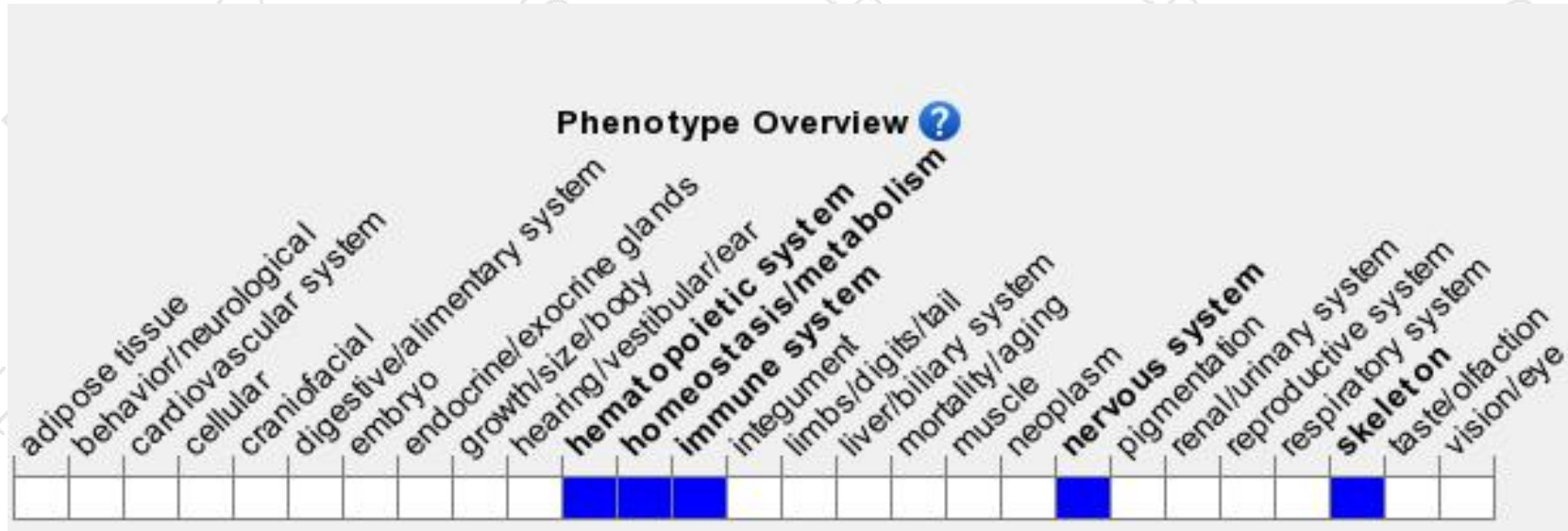




# Protein domain



# Mouse phenotype description(MGI)



*Phenotypes affected by the gene are marked in blue. Data quoted from MGI database(<http://www.informatics.jax.org/>).*

According to the existing MGI data, Targeted deletion of this gene leads to defective hemostasis, abrogated thrombus formation and protection of homozygotes from ischemic stroke in the absence of intracranial bleeding. Homozygous ENU mutant mice are sensitive to infection by mouse cytomegalovirus.

If you have any questions, you are welcome to inquire.

Tel: 400-9660890

