

# ***Sox11* Cas9-KO Strategy**

Designer: Xiaojing Li  
Design Date: 2019-9-11  
Reviewer: Jia Yu

# Project Overview

**Project Name**

***Sox11***

**Project type**

**Cas9-KO**

**Strain background**

**C57BL/6JGpt**

# Knockout strategy

This model will use CRISPR/Cas9 technology to edit the *Sox11* gene. The schematic diagram is as follows:



- The *Sox11* gene has 1 transcript. According to the structure of *Sox11* gene, exon1 of *Sox11-201* (ENSMUST00000079063.6) transcript is recommended as the knockout region. The region contains all of the coding sequence. Knock out the region will result in disruption of protein function.
- In this project we use CRISPR/Cas9 technology to modify *Sox11* gene. The brief process is as follows: CRISPR/Cas9 system

- According to the existing MGI data, Homozygous null mice display neonatal lethality with impaired ossification and impaired development of the heart, lung, spleen, stomach, skeleton and pancreas. Mice homozygous for a different knock-out allele exhibit abnormal nervous system development and complete neonatal lethality.
- The *Sox11* gene is located on the Chr12. If the knockout mice are crossed with other mice strains to obtain double gene positive homozygous mouse offspring, please avoid the two genes on the same chromosome.
- This Strategy is designed based on genetic information in existing databases. Due to the complexity of biological processes, all risk of the gene knockout on gene transcription, RNA splicing and protein translation cannot be predicted at the existing technology level.



# Gene information (NCBI)

## Sox11 SRY (sex determining region Y)-box 11 [Mus musculus (house mouse)]

Gene ID: 20666, updated on 12-Mar-2019

### Summary



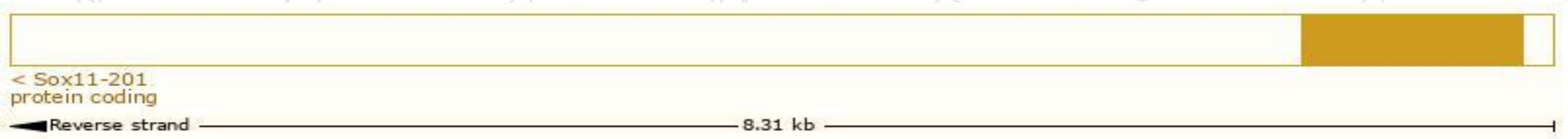
<b>Official Symbol</b>	Sox11 provided by <a href="#">MGI</a>
<b>Official Full Name</b>	SRY (sex determining region Y)-box 11 provided by <a href="#">MGI</a>
<b>Primary source</b>	<a href="#">MGI:MGI:98359</a>
<b>See related</b>	<a href="#">Ensembl:ENSMUSG00000063632</a>
<b>Gene type</b>	protein coding
<b>RefSeq status</b>	VALIDATED
<b>Organism</b>	<a href="#">Mus musculus</a>
<b>Lineage</b>	Eukaryota; Metazoa; Chordata; Craniata; Vertebrata; Euteleostomi; Mammalia; Eutheria; Euarchontoglires; Glires; Rodentia; Myomorpha; Muroidea; Muridae; Murinae; Mus; Mus
<b>Also known as</b>	1110038H03Rik, 6230403H02Rik, AI836553, end1
<b>Orthologs</b>	<a href="#">human</a> <a href="#">all</a>

# Transcript information (Ensembl)


The gene has 1 transcript, and the transcript is shown below:

Name	Transcript ID	bp	Protein	Biotype	CCDS	UniProt	Flags
Sox11-201	<a href="#">ENSMUST00000079063.6</a>	8311	<a href="#">395aa</a>	Protein coding	<a href="#">CCDS25849</a>	<a href="#">Q7M6Y2</a>	TSL:NA GENCODE basic APPRIS P1

The strategy is based on the design of *Sox11-201* transcript, The transcription is shown below

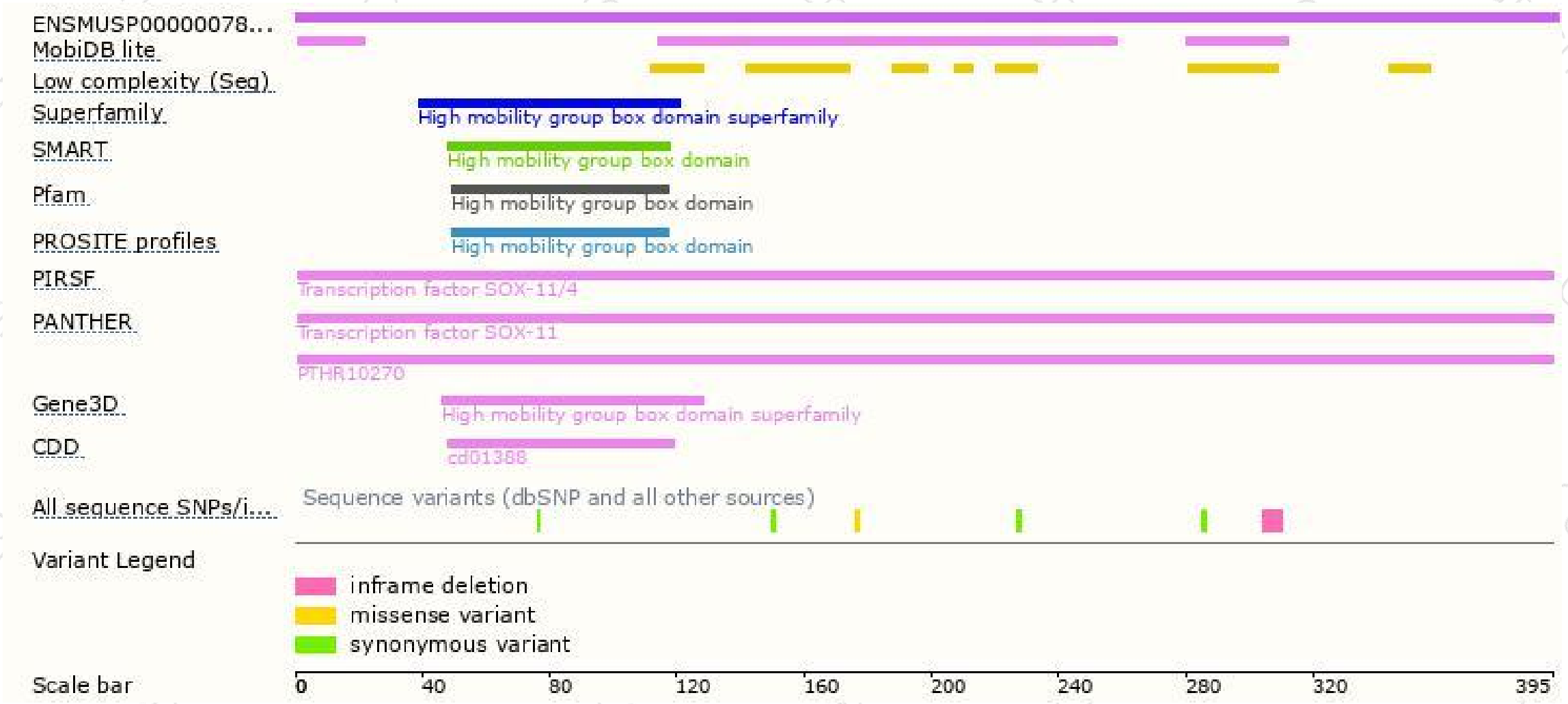


# Genomic location distribution






# Protein domain



# Mouse phenotype description(MGI )



*Phenotypes affected by the gene are marked in blue. Data quoted from MGI database(<http://www.informatics.jax.org/>).*

According to the existing MGI data, Homozygous null mice display neonatal lethality with impaired ossification and impaired development of the heart, lung, spleen, stomach, skeleton and pancreas. Mice homozygous for a different knock-out allele exhibit abnormal nervous system development and complete neonatal lethality.

If you have any questions, you are welcome to inquire.

Tel: 400-9660890

