

# *Trp53bp2* Cas9-CKO Strategy

Designer: Jinlong Zhao  
Reviewer: Shilei Zhu  
Date: 2019/11/22

# Project Overview

---

**Project Name**

*Trp53bp2*

---

**Project type**

**Cas9-CKO**

---

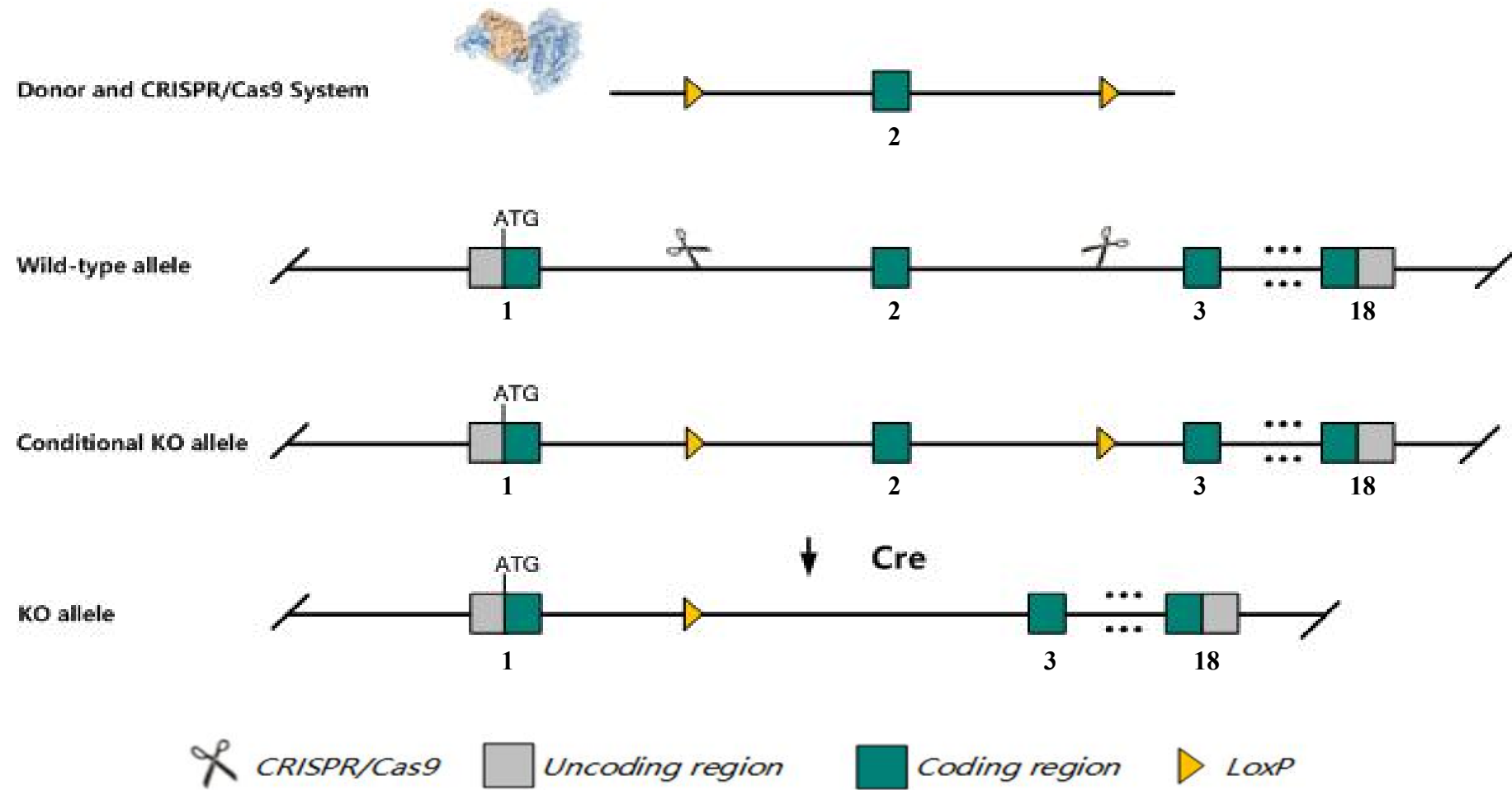
**Strain background**

**C57BL/6JGpt**

---

# Conditional Knockout strategy

This model will use CRISPR/Cas9 technology to edit the *Trp53bp2* gene. The schematic diagram is as follows:



The *Trp53bp2* gene has 3 transcripts. According to the structure of *Trp53bp2* gene, exon2 of *Trp53bp2-201* (ENSMUST00000117245.1) transcript is recommended as the knockout region. The region contains 148bp coding sequence. Knock out the region will result in disruption of protein function.

In this project we use CRISPR/Cas9 technology to modify *Trp53bp2* gene. The brief process is as follows: CRISPR/Cas9 system and Donor were microinjected into the fertilized eggs of C57BL/6JGpt mice. Fertilized eggs were transplanted to obtain positive F0 mice which were confirmed by PCR and sequencing. A stable F1 generation mouse model was obtained by mating positive F0 generation mice with C57BL/6JGpt mice.

The flox mice will be knocked out after mating with mice expressing Cre recombinase, resulting in the loss of function of the target gene in specific tissues and cell types.

According to the existing MGI data, Homozygous mutation is lethal by 30 days of age, although majority die embryonically. Heterozygotes show increased susceptibility to spontaneous and induced tumors of the lymphoma and sarcoma types

The *Trp53bp2* gene is located on the Chr1. If the knockout mice are crossed with other mice strains to obtain double gene positive homozygous mouse offspring, please avoid the two genes on the same chromosome.

This Strategy is designed based on genetic information in existing databases. Due to the complexity of biological processes, all risk of loxp insertion on gene transcription, RNA splicing and protein translation cannot be predicted at existing technological level.



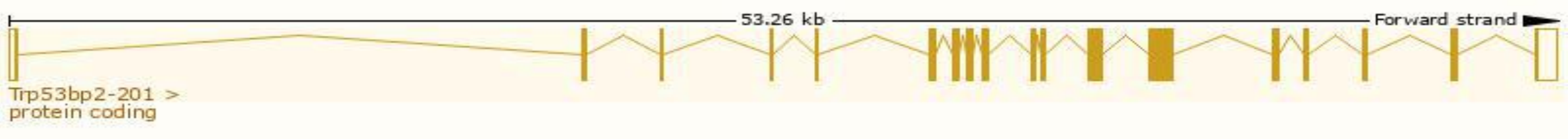
# Transcript information      Ensembl



The gene has 3 transcripts,all transcripts are shown below:

Name	Transcript ID	bp	Protein	Biotype	CCDS	UniProt	Flags
Trp53bp2-201	<a href="#">ENSMUST00000117245.1</a>	4361	<a href="#">1134aa</a>	Protein coding	<a href="#">CCDS48476</a>	<a href="#">E9QJU8</a>	TSL:5 GENCODE basic APPRIS P1
Trp53bp2-202	<a href="#">ENSMUST00000191626.1</a>	568	<a href="#">189aa</a>	Protein coding	-	<a href="#">A0A0A6YX89</a>	5' and 3' truncations in transcript evidence prevent annotation of the start and the end of the CDS. CDS 5' and 3' incomplete TSL:3
Trp53bp2-203	<a href="#">ENSMUST00000191804.1</a>	2685	No protein	Retained intron	-	-	TSL:1

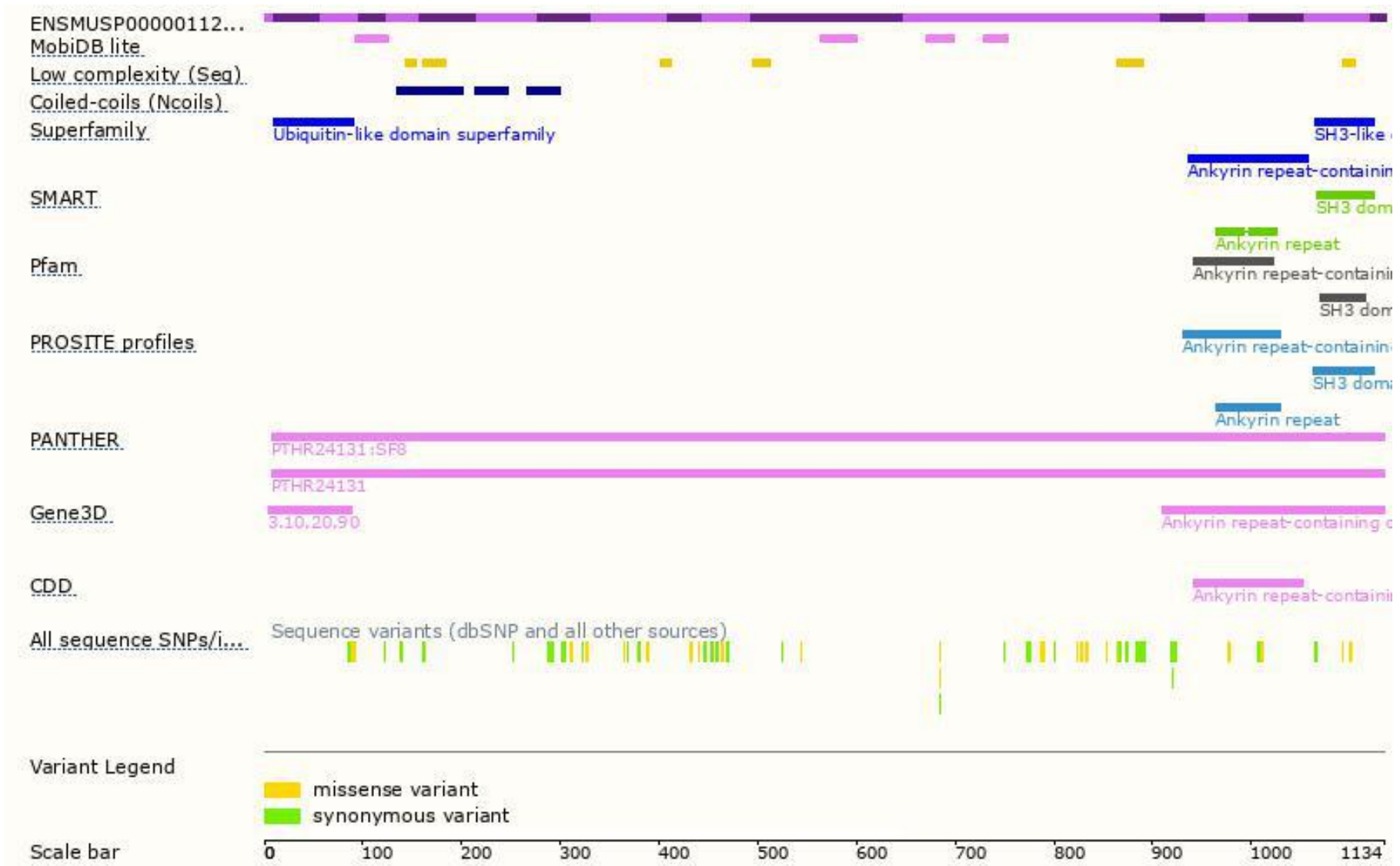
The strategy is based on the design of *Trp53bp2-201* transcript,The transcription is shown below




# Genomic location distribution



# Protein domain



# Mouse phenotype description(MGI )



*Phenotypes affected by the gene are marked in blue. Data quoted from MGI database(<http://www.informatics.jax.org/>).*

According to the existing MGI data, Homozygous mutation is lethal by 30 days of age, although majority die embryonically. Heterozygotes show increased susceptibility to spontaneous and induced tumors of the lymphoma and sarcoma.

If you have any questions, you are welcome to inquire.  
Tel: 400-9660890

