

Fbxw8 Cas9-KO Strategy

Designer: Jiayuan Yao

Reviewer: Lingyan Wu

Design Date: 2020-7-2

Project Overview

Project Name

Fbxw8

Project type

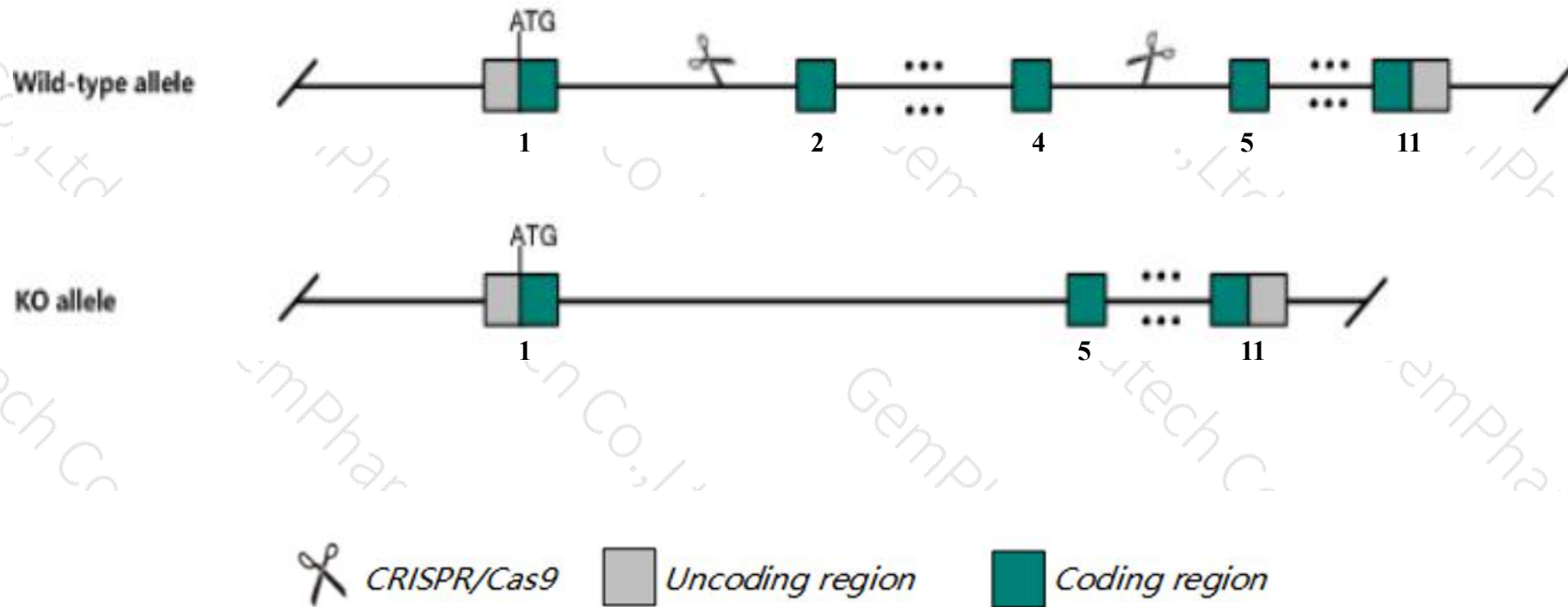
Cas9-KO

Strain background

C57BL/6JGpt

Knockout strategy

This model will use CRISPR/Cas9 technology to edit the *Fbxw8* gene. The schematic diagram is as follows:



- The *Fbxw8* gene has 2 transcripts. According to the structure of *Fbxw8* gene, exon2-exon4 of *Fbxw8*-201(ENSMUST00000049474.8) transcript is recommended as the knockout region. The region contains 359bp coding sequence. Knock out the region will result in disruption of protein function.
- In this project we use CRISPR/Cas9 technology to modify *Fbxw8* gene. The brief process is as follows: CRISPR/Cas9 system were microinjected into the fertilized eggs of C57BL/6JGpt mice. Fertilized eggs were transplanted to obtain positive F0 mice which were confirmed by PCR and sequencing. A stable F1 generation mouse model was obtained by mating positive F0 generation mice with C57BL/6JGpt mice.

- According to the existing MGI data, mice homozygous for a null allele display partial late embryonic lethality with embryonic growth retardation and abnormal placental morphology.
- The *Fbxw8* gene is located on the Chr5. If the knockout mice are crossed with other mice strains to obtain double gene positive homozygous mouse offspring, please avoid the two genes on the same chromosome.
- This strategy is designed based on genetic information in existing databases. Due to the complexity of biological processes, all risk of the gene knockout on gene transcription, RNA splicing and protein translation cannot be predicted at the existing technology level.

Gene information (NCBI)

Fbxw8 F-box and WD-40 domain protein 8 [Mus musculus (house mouse)]

Gene ID: 231672, updated on 13-Mar-2020

Summary



Official Symbol Fbxw8 provided by [MGI](#)

Official Full Name F-box and WD-40 domain protein 8 provided by [MGI](#)

Primary source [MGI:MGI:1923041](#)

See related [Ensembl:ENSMUSG00000032867](#)

Gene type protein coding

RefSeq status VALIDATED

Organism [Mus musculus](#)

Lineage Eukaryota; Metazoa; Chordata; Craniata; Vertebrata; Euteleostomi; Mammalia; Eutheria; Euarchontoglires; Glires; Rodentia; Myomorpha; Muroidea; Muridae; Murinae; Mus; Mus

Also known as 4930438M06Rik, FBW6, FBW8, FBX029, Fbx29

Expression Ubiquitous expression in ovary adult (RPKM 39.6), subcutaneous fat pad adult (RPKM 36.4) and 28 other tissues [See more](#)


Orthologs [human all](#)

Transcript information (Ensembl)

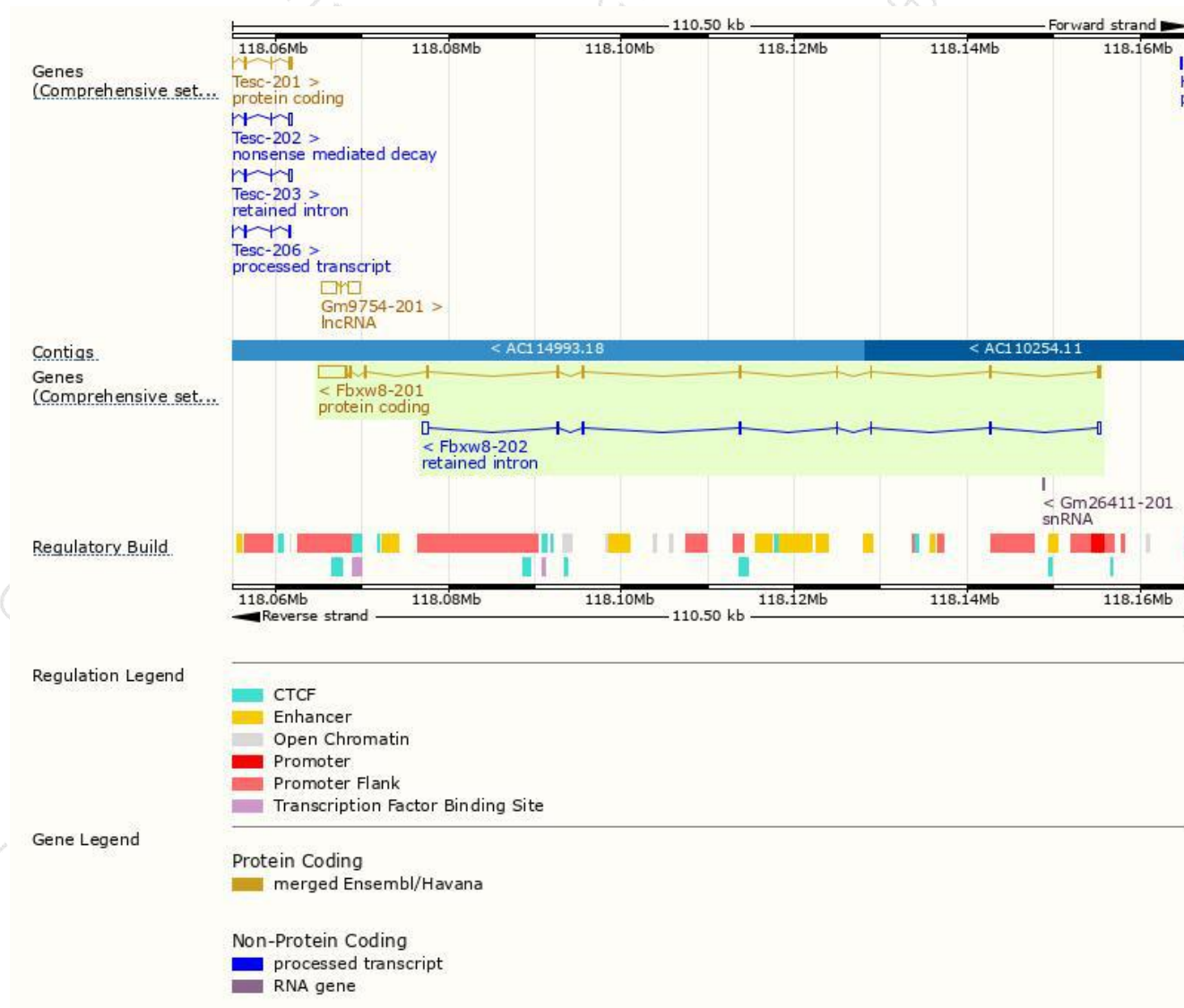
The gene has 2 transcripts,all transcripts are shown below:

Name	Transcript ID	bp	Protein	Biotype	CCDS	UniProt	Flags
Fbxw8-201	ENSMUST00000049474.8	5000	598aa	Protein coding	CCDS19609	Q8BIA4	TSL:1 GENCODE basic APPRIS P1
Fbxw8-202	ENSMUST00000201545.1	1937	No protein	Retained intron	-	-	TSL:1

The strategy is based on the design of *Fbxw8-201* transcript,the transcription is shown below:




Genomic location distribution



Protein domain



Mouse phenotype description(MGI)



Phenotypes affected by the gene are marked in blue. Data quoted from MGI database(<http://www.informatics.jax.org/>).

According to the existing MGI data, mice homozygous for a null allele display partial late embryonic lethality with embryonic growth retardation and abnormal placental morphology.

If you have any questions, you are welcome to inquire.

Tel: 400-9660890

