

Igsf21 Cas9-CKO Strategy

Designer: Zihe Cui

Reviewer: Huimin Su

Design Date: 2020-9-17

Project Overview

Project Name

Igsf21

Project type

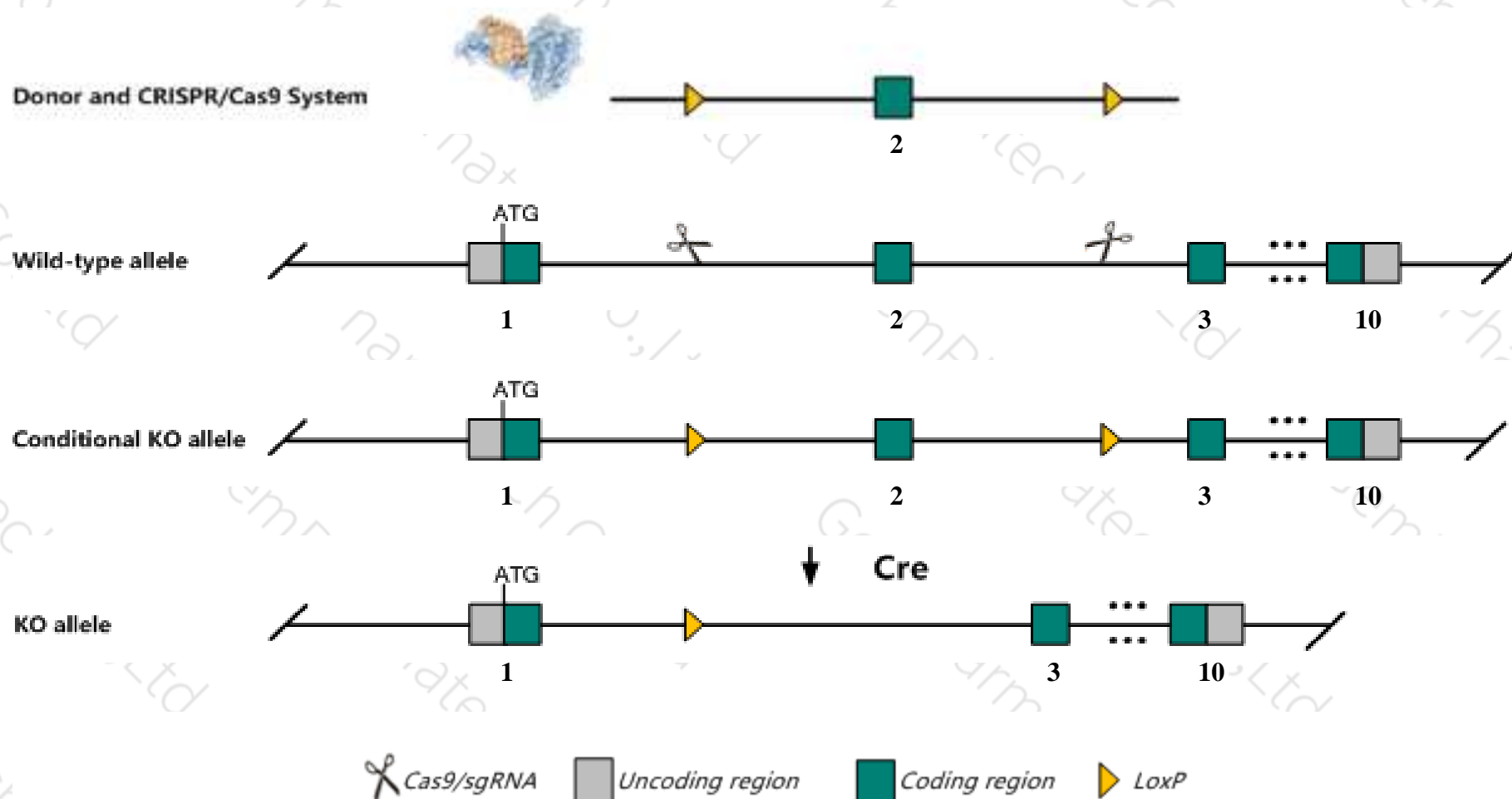
Cas9-CKO

Strain background

C57BL/6JGpt

Conditional Knockout strategy

This model will use CRISPR/Cas9 technology to edit the *Igsf21* gene. The schematic diagram is as follows:



Technical routes

- The *Igsf21* gene has 1 transcript. According to the structure of *Igsf21* gene, exon2 of *Igsf21-201*(ENSMUST00000039331.8) transcript is recommended as the knockout region. The region contains 113bp coding sequence. Knock out the region will result in disruption of protein function.
- In this project we use CRISPR/Cas9 technology to modify *Igsf21* gene. The brief process is as follows: sgRNA was transcribed in vitro, donor vector was constructed. Cas9, sgRNA and Donor were microinjected into the fertilized eggs of C57BL/6JGpt mice. Fertilized eggs were transplanted to obtain positive F0 mice which were confirmed by PCR and sequencing. A stable F1 generation mouse model was obtained by mating positive F0 generation mice with C57BL/6JGpt mice.
- The flox mice was knocked out after mating with mice expressing Cre recombinase, resulting in the loss of function of the target gene in specific tissues and cell types.

- According to the existing MGI data, mice homozygous for a knock-out allele exhibit abnormal differentiation of inhibitory synapses with decreased mIPSC frequency and prepulse inhibition.
- The *Igsf21* gene is located on the Chr4. If the knockout mice are crossed with other mice strains to obtain double gene positive homozygous mouse offspring, please avoid the two genes on the same chromosome.
- This strategy is designed based on genetic information in existing databases. Due to the complexity of biological processes, all risk of loxp insertion on gene transcription, RNA splicing and protein translation cannot be predicted at existing technological level.

Gene information (NCBI)

Igsf21 immunoglobulin superfamily, member 21 [Mus musculus (house mouse)]

Gene ID: 230868, updated on 13-Mar-2020

Summary




Official Symbol	Igsf21 provided by MGI
Official Full Name	immunoglobulin superfamily, member 21 provided by MGI
Primary source	MGI:MGI:2681842
See related	Ensembl:ENSMUSG00000040972
Gene type	protein coding
RefSeq status	VALIDATED
Organism	Mus musculus
Lineage	Eukaryota; Metazoa; Chordata; Craniata; Vertebrata; Euteleostomi; Mammalia; Eutheria; Euarchontoglires; Glires; Rodentia; Myomorpha; Muroidea; Muridae; Murinae; Mus; Mus
Also known as	BC055811, Gm141
Expression	Biased expression in cerebellum adult (RPKM 14.5), frontal lobe adult (RPKM 13.6) and 6 other tissues See more
Orthologs	human all

Transcript information (Ensembl)

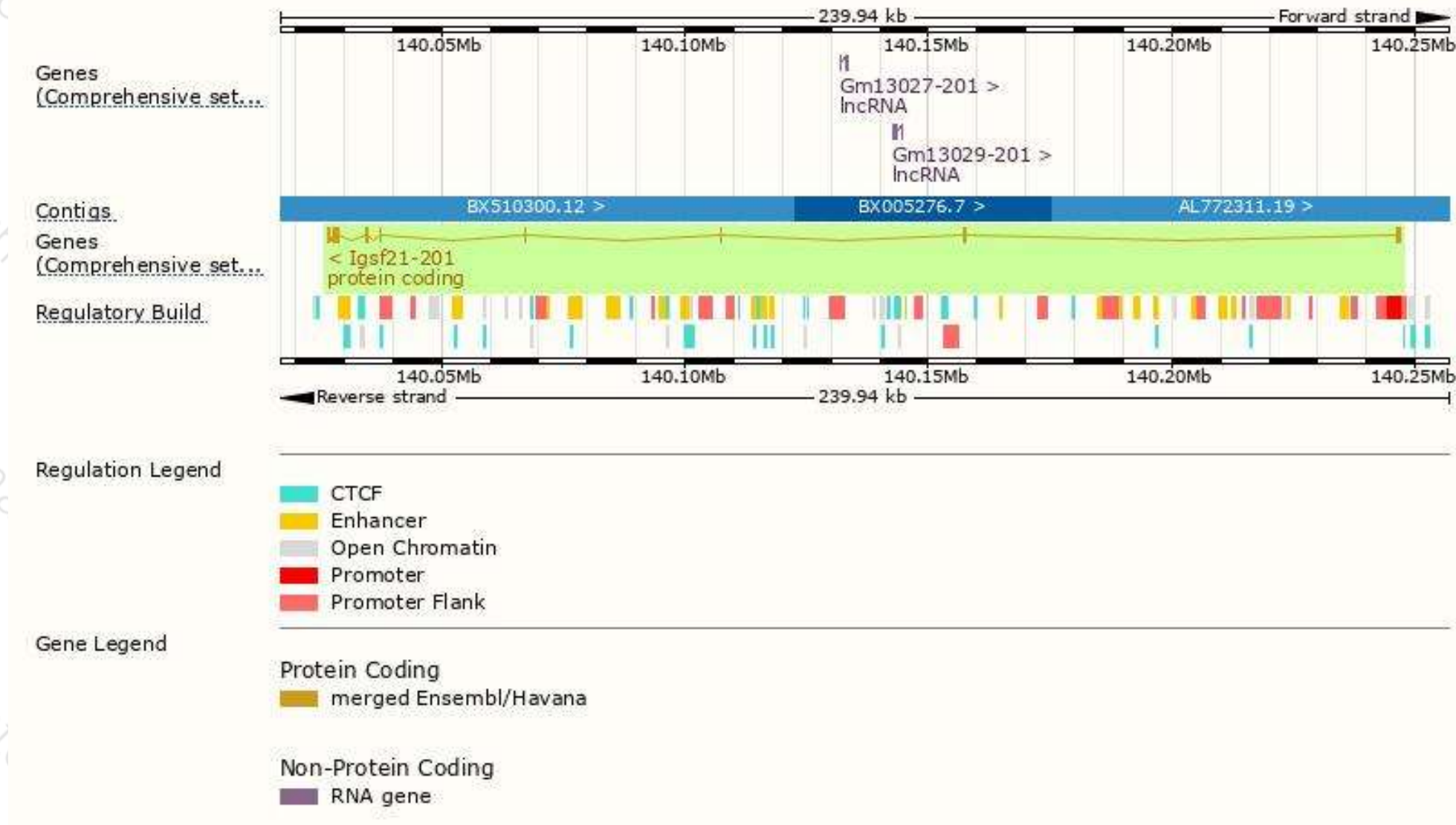
The gene has 1 transcript, and the transcript is shown below:

Name	Transcript ID	bp	Protein	Biotype	CCDS	UniProt	Flags
Igsf21-201	ENSMUST00000039331.8	1979	468aa	Protein coding	CCDS18851	Q7TNR6	TSL:1 GENCODE basic APPRIS P1

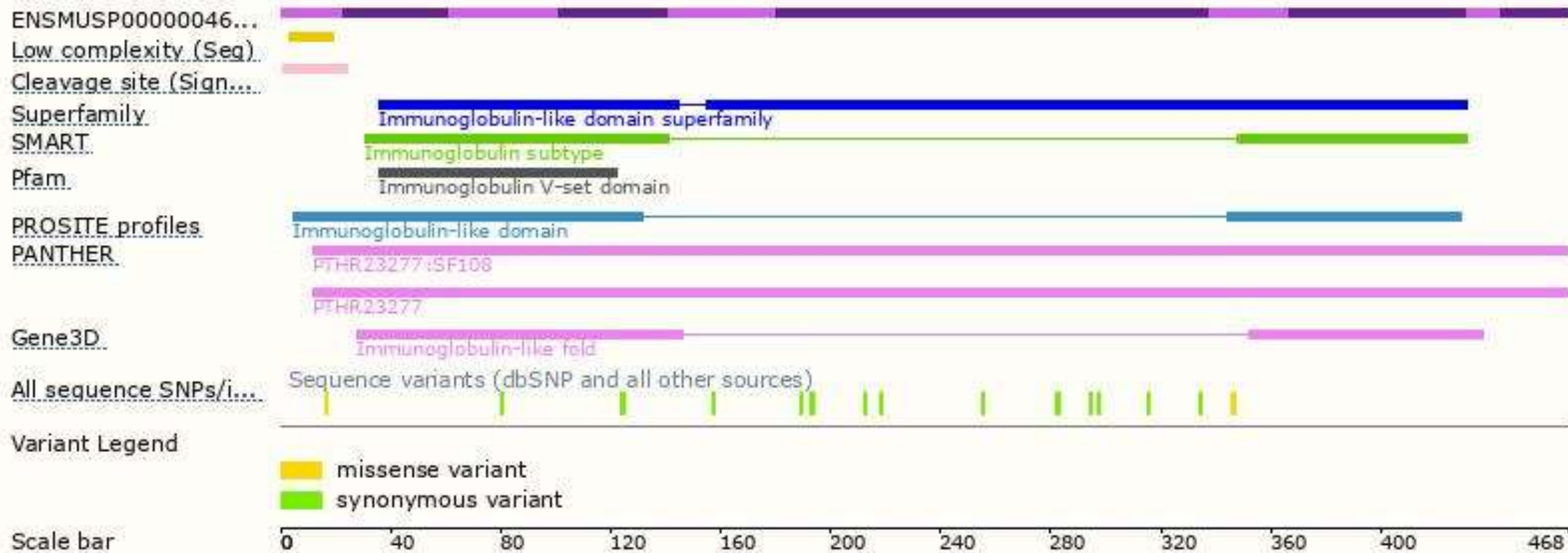
The strategy is based on the design of *Igsf21-201* transcript, the transcription is shown below:



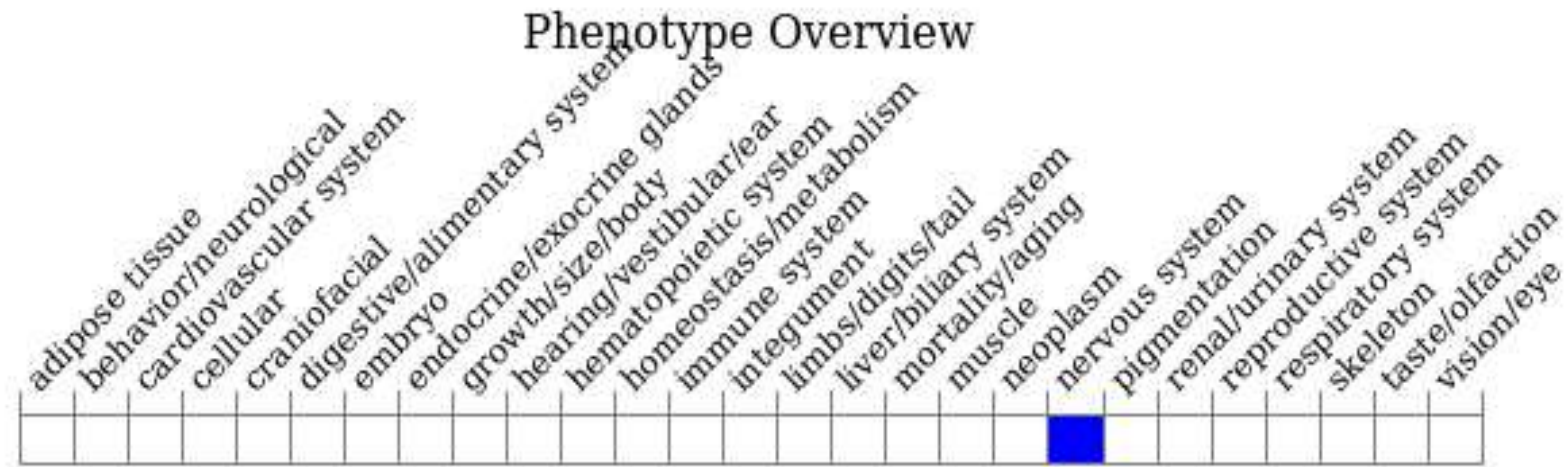
Genomic location distribution



Protein domain



Mouse phenotype description(MGI)



Phenotypes affected by the gene are marked in blue. Data quoted from MGI database(<http://www.informatics.jax.org/>).

According to the existing MGI data, mice homozygous for a knock-out allele exhibit abnormal differentiation of inhibitory synapses with decreased mIPSC frequency and prepulse inhibition.

If you have any questions, you are welcome to inquire.

Tel: 025-5864 1534

