

Rxfp2 Cas9-KO Strategy

Designer:

Fengjuan Wang

Reviewer:

Fengjuan Wang

Design Date:

2019-12-26

Project Overview

Project Name

Rxfp2

Project type

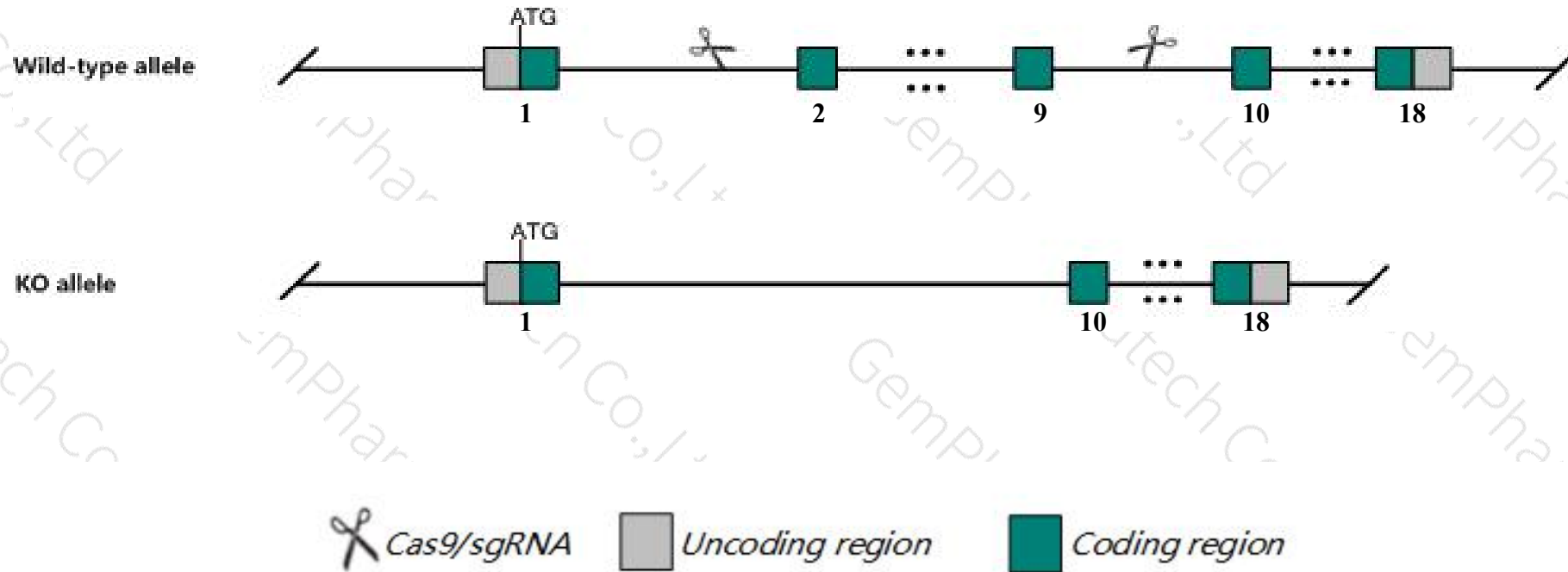
Cas9-KO

Strain background

C57BL/6JGpt

Knockout strategy

This model will use CRISPR/Cas9 technology to edit the *Rxfp2* gene. The schematic diagram is as follows:



- The *Rxfp2* gene has 6 transcripts. According to the structure of *Rxfp2* gene, exon2-exon9 of *Rxfp2-201* (ENSMUST00000065745.9) transcript is recommended as the knockout region. The region contains 691bp coding sequence. Knock out the region will result in disruption of protein function.
- In this project we use CRISPR/Cas9 technology to modify *Rxfp2* gene. The brief process is as follows: sgRNA was transcribed in vitro. Cas9 and sgRNA were microinjected into the fertilized eggs of C57BL/6JGpt mice. Fertilized eggs were transplanted to obtain positive F0 mice which were confirmed by PCR and sequencing. A stable F1 generation mouse model was obtained by mating positive F0 generation mice with C57BL/6JGpt mice.

- According to the existing MGI data, Male homozygotes for a targeted null mutation exhibit bilateral intraabdominal cryptorchidism and sterility associated with a failure in the differentiation of the gubernaculae, ligaments that control testicular movement during development.
- The *Rxfp2* gene is located on the Chr5. If the knockout mice are crossed with other mice strains to obtain double gene positive homozygous mouse offspring, please avoid the two genes on the same chromosome.
- This Strategy is designed based on genetic information in existing databases. Due to the complexity of biological processes, all risk of the gene knockout on gene transcription, RNA splicing and protein translation cannot be predicted at the existing technology level.

Gene information (NCBI)

Rxfp2 relaxin/insulin-like family peptide receptor 2 [Mus musculus (house mouse)]

Gene ID: 140498, updated on 31-Jan-2019

Summary



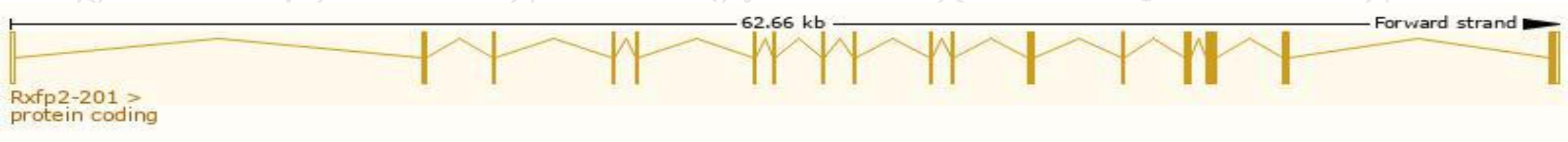
Official Symbol	Rxfp2 provided by MGI
Official Full Name	relaxin/insulin-like family peptide receptor 2 provided by MGI
Primary source	MGI:MGI:2153463
See related	Ensembl:ENSMUSG00000053368
Gene type	protein coding
RefSeq status	VALIDATED
Organism	Mus musculus
Lineage	Eukaryota; Metazoa; Chordata; Craniata; Vertebrata; Euteleostomi; Mammalia; Eutheria; Euarchontoglires; Glires; Rodentia; Myomorpha; Muroidea; Muridae; Murinae; Mus; Mus
Also known as	Gpr106, Great, Lgr8
Expression	Biased expression in testis adult (RPKM 1.6), subcutaneous fat pad adult (RPKM 1.2) and 9 other tissues See more
Orthologs	human all

Transcript information (Ensembl)

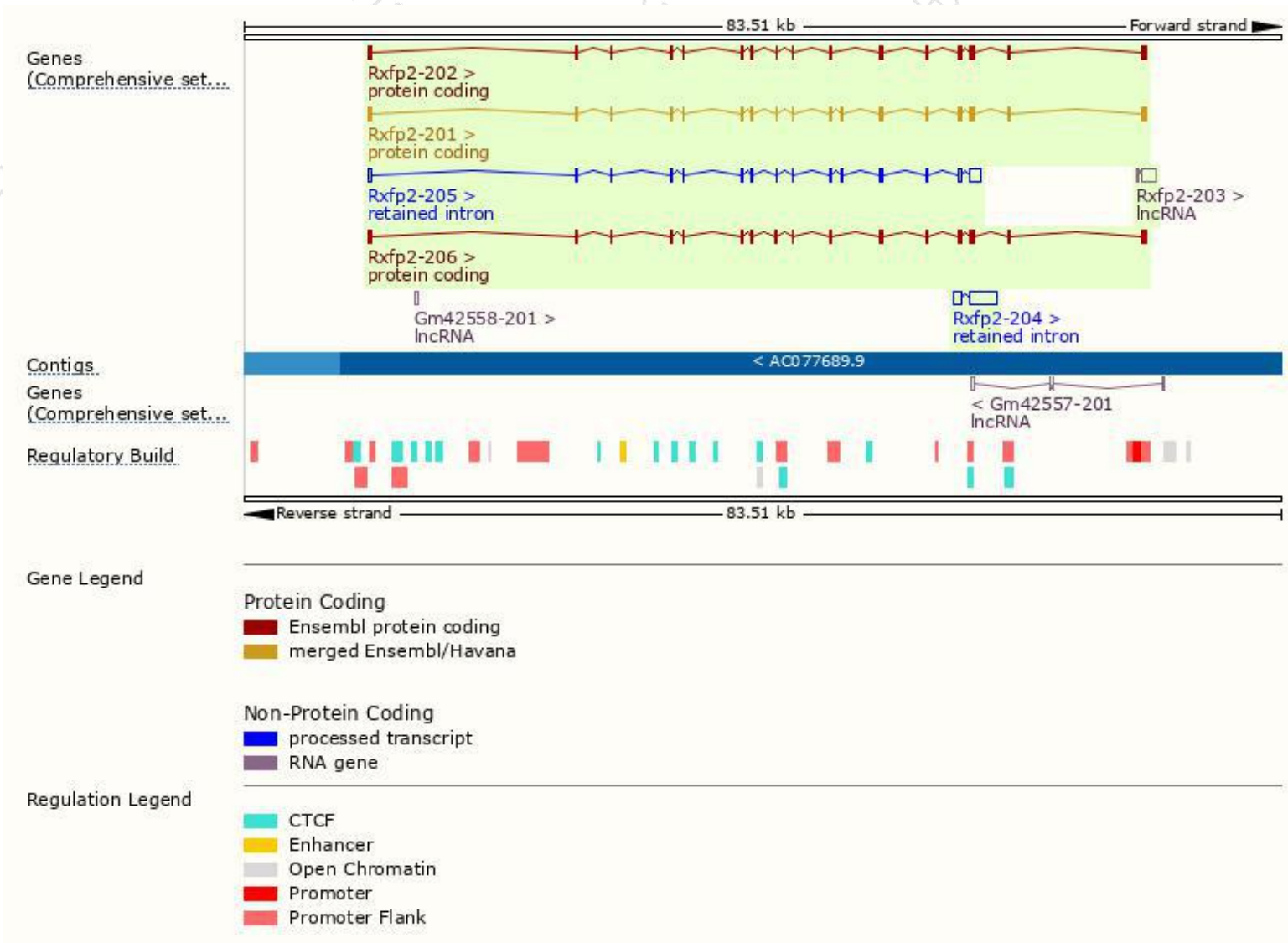
The gene has 6 transcripts,all transcripts are shown below:

Name	Transcript ID	bp	Protein	Biotype	CCDS	UniProt	Flags
Rxfp2-201	ENSMUST00000065745.9	2539	737aa	Protein coding	CCDS19886	Q91ZZ5	TSL:1 GENCODE basic APPRIS P1
Rxfp2-206	ENSMUST00000201612.1	2470	727aa	Protein coding	CCDS80479	A0A0J9YV81	TSL:1 GENCODE basic
Rxfp2-202	ENSMUST00000110496.4	2467	713aa	Protein coding	CCDS80480	E9Q0U9	TSL:1 GENCODE basic
Rxfp2-204	ENSMUST00000138901.1	2836	No protein	Retained intron	-	-	TSL:2
Rxfp2-205	ENSMUST00000143989.1	2471	No protein	Retained intron	-	-	TSL:2
Rxfp2-203	ENSMUST00000131212.1	1306	No protein	lncRNA	-	-	TSL:1

The strategy is based on the design of *Rxfp2-201* transcript,The transcription is shown below




Genomic location distribution




Protein domain



集萃药康
GemPharmatech



Mouse phenotype description(MGI)



Phenotypes affected by the gene are marked in blue. Data quoted from MGI database(<http://www.informatics.jax.org/>).

According to the existing MGI data, Male homozygotes for a targeted null mutation exhibit bilateral intraabdominal cryptorchidism and sterility associated with a failure in the differentiation of the gubernaculae, ligaments that control testicular movement during development.

If you have any questions, you are welcome to inquire.

Tel: 025-5864 1534

