

***Il13* Cas9-CKO Strategy**

Designer: Xueting Zhang

Design Date: 2019-8-3

Project Overview

Project Name

IL13

Project type

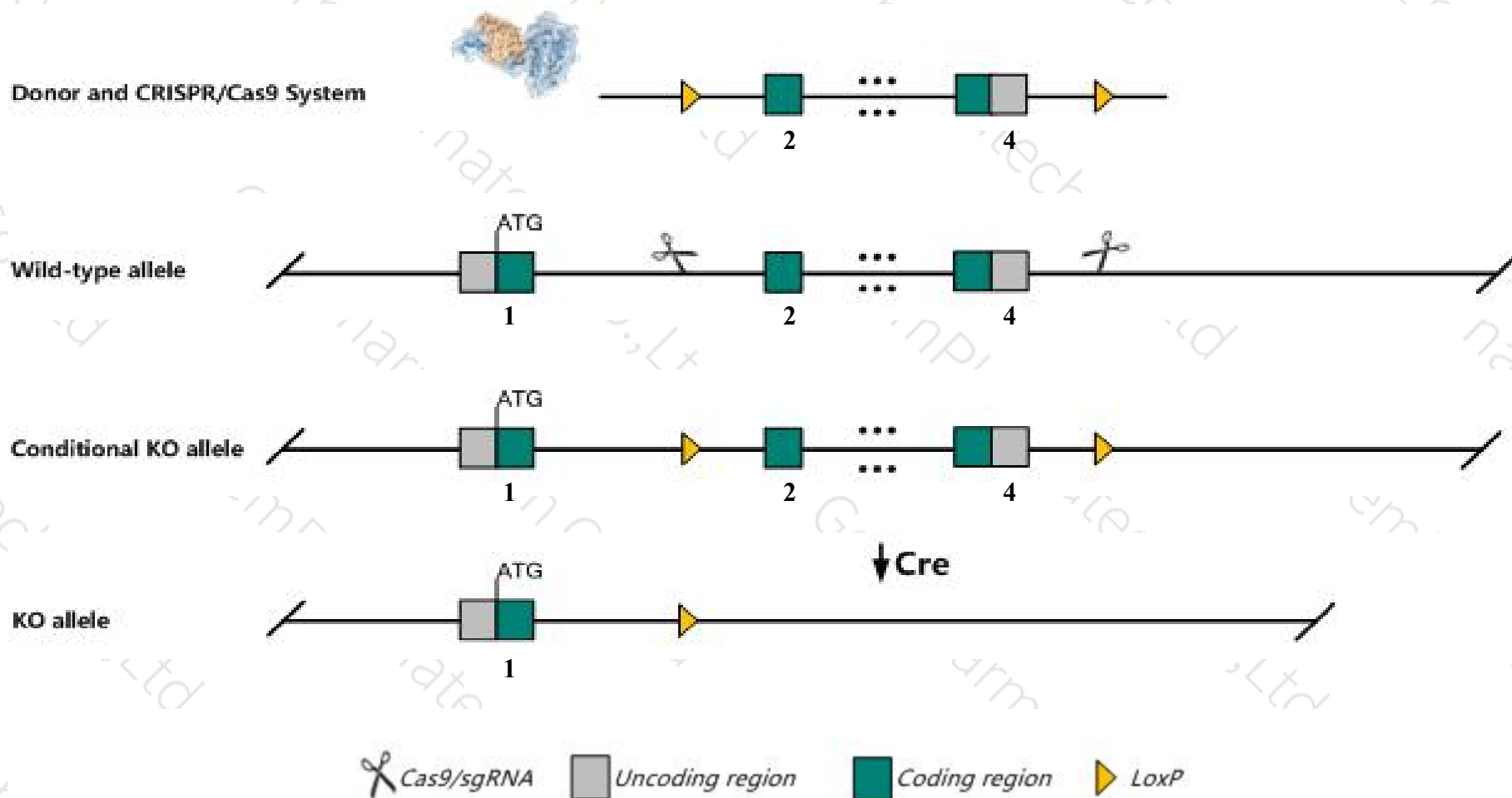
Cas9-CKO

Strain background

C57BL/6JGpt

Conditional Knockout strategy

This model will use CRISPR/Cas9 technology to edit the *Il13* gene. The schematic diagram is as follows:



Technical routes

- The *Il13* gene has 1 transcript. According to the structure of *Il13* gene, exon2-exon4 of *Il13-201* (ENSMUST00000020650.1) transcript is recommended as the knockout region. The region contains 255bp coding sequence. Knock out the region will result in disruption of protein function.
- In this project we use CRISPR/Cas9 technology to modify *Il13* gene. The brief process is as follows: sgRNA was transcribed in vitro, donor vector was constructed. Cas9, sgRNA and Donor were microinjected into the fertilized eggs of C57BL/6JGpt mice. Fertilized eggs were transplanted to obtain positive F0 mice which were confirmed by PCR and sequencing. A stable F1 generation mouse model was obtained by mating positive F0 generation mice with C57BL/6JGpt mice.
- The flox mice was knocked out after mating with mice expressing Cre recombinase, resulting in the loss of function of the target gene in specific tissues and cell types.

- According to the existing MGI data, Mice homozygous for knock-out alleles exhibit defects in immune system morphology and physiology.
- The *Il13* gene is located on the Chr11. If the knockout mice are crossed with other mice strains to obtain double gene positive homozygous mouse offspring, please avoid the two genes on the same chromosome.
- This Strategy is designed based on genetic information in existing databases. Due to the complexity of biological processes, all risk of loxp insertion on gene transcription, RNA splicing and protein translation cannot be predicted at existing technological level.

Gene information (NCBI)

Il13 interleukin 13 [Mus musculus (house mouse)]

Gene ID: 16163, updated on 12-Mar-2019

Summary




Official Symbol	Il13 provided by MGI
Official Full Name	interleukin 13 provided by MGI
Primary source	MGI:MGI:96541
See related	Ensembl:ENSMUSG00000020383
Gene type	protein coding
RefSeq status	VALIDATED
Organism	Mus musculus
Lineage	Eukaryota; Metazoa; Chordata; Craniata; Vertebrata; Euteleostomi; Mammalia; Eutheria; Euarchontoglires; Glires; Rodentia; Myomorpha; Muroidea; Muridae; Murinae; Mus; Mus
Also known as	Il-13
Expression	Biased expression in thymus adult (RPKM 2.8), testis adult (RPKM 0.6) and 2 other tissues See more
Orthologs	human all

Transcript information (Ensembl)

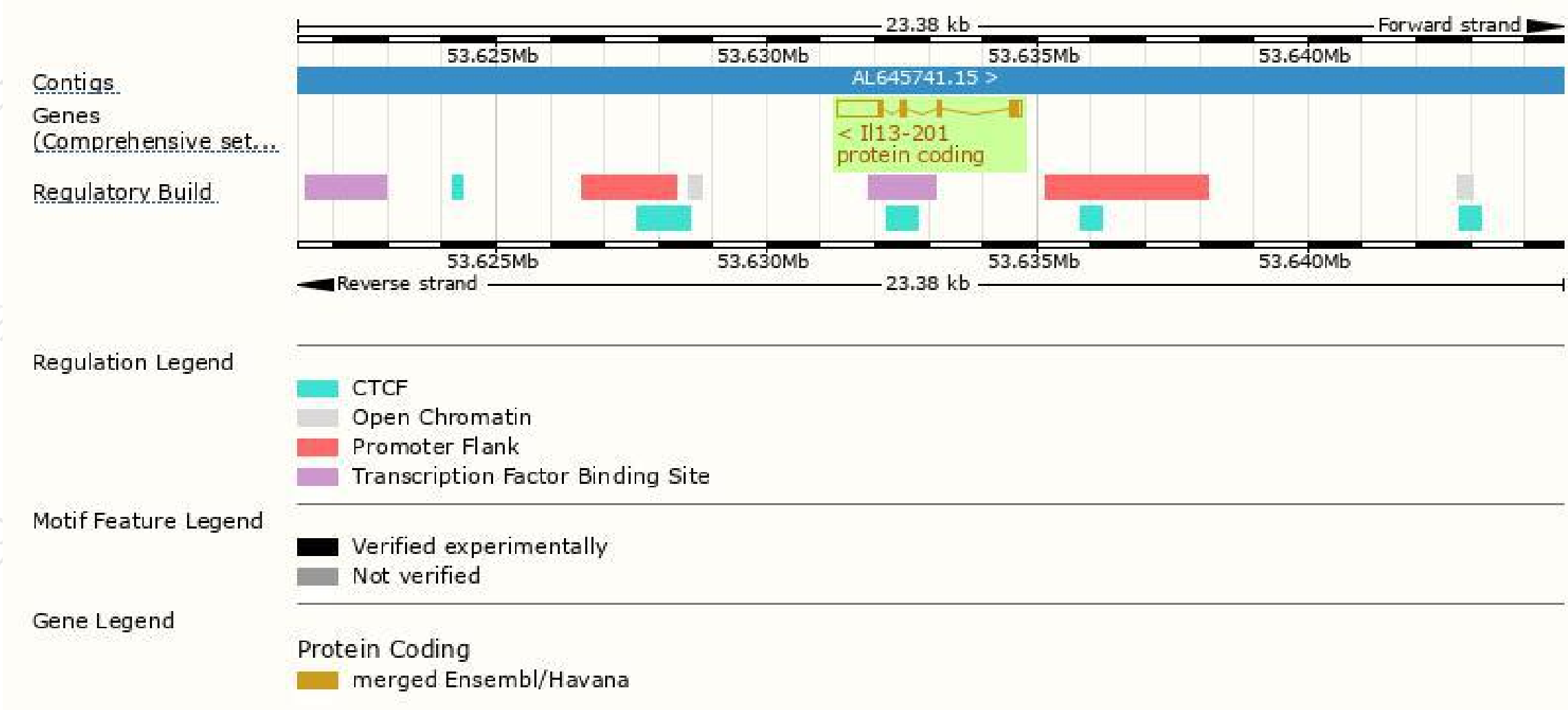
The gene has 1 transcript, and the transcript is shown below:

Name	Transcript ID	bp	Protein	Biotype	CCDS	UniProt	Flags
Il13-201	ENSMUST00000020650.1	1205	131aa	Protein coding	CCDS24683	P20109	TSL:1 GENCODE basic APPRIS P1

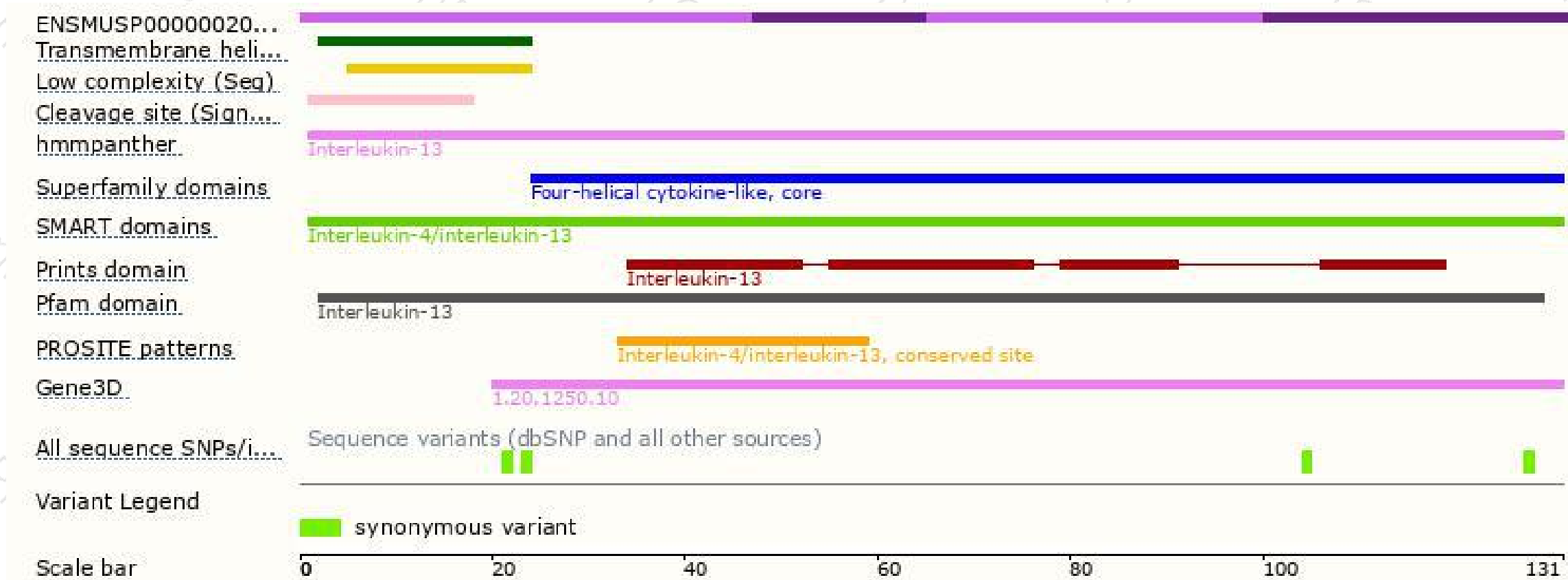
The strategy is based on the design of *Il13-201* transcript, The transcription is shown below




Genomic location distribution



Protein domain



Mouse phenotype description(MGI)



Phenotypes affected by the gene are marked in blue. Data quoted from MGI database(<http://www.informatics.jax.org/>).

According to the existing MGI data, Mice homozygous for knock-out alleles exhibit defects in immune system morphology and physiology.

If you have any questions, you are welcome to inquire.

Tel: 025-5864 1534

